Daily SMOG Situation Report (Sit-Rep)
Provincial Disaster Management Authority (PDMA)
Government of Punjab
23-03-2022

Highlights

Description	01-10-2021 to 21-03-2022	Yesterday Activities	Today Activities	Total
Fine Imposed (Consolidated) (Rs.)	163,905,828	8,500	0	163,914,328
Fine By Transport Department (Rs.)	12,848,000	0	0	12,848,000
Fine By Traffic Police (Rs.)	46,847,588	0	0	46,847,588
Fine By Local Government Department (Rs.)	3,162,504	8,500	0	3,171,004
Fine By Industries Department (Rs.)	117,000	0	0	117,000
Fine By Environment Department / District Administration (Rs.)	84,636,196	0	0	84,636,196
Fine By District Administration on Stubble Burning (Rs.)	16,294,540	0	0	16,294,540
FIRs	3,677	0	0	3,677
Persons Arrested	207	0	0	207
Vehicles Challaned	148,588	0	0	148,588
Vehicles Impounded	13,771	0	0	13,771
Industrial Units Sealed	983	0	0	983
Brick Kilns Sealed	514	0	0	514
Congestion/Choking Points Cleared By CTP (Lahore)	3,907	0	0	3,907



Traffic Police

Action Against Smog

Description	Till 21-03-2022	Yesterday Activities	Today Activities	Total
Vehicles Challaned	133,179	0	0	133,179
Vehicles Impounded	10,456	0	0	10,456
FIRs	69	0	0	69
Fine	46,847,588	0	0	46,847,588

Transport Department

Action Against Smoke Emitting Vehicles

Description	Till 21-03-2022	Yesterday Activities	Today Activities	Total
Vehicles Challaned	15,409	0	0	15,409
Vehicles Impounded	3,315	0	0	3,315
FIRs	4	0	0	4
Fine	12,848,000	0	0	12,848,000

Note: Action against smog started from 01-10-2021.

Drive to mitigate smog continues across Punjab

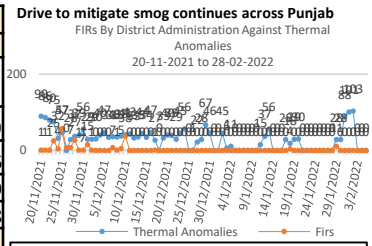

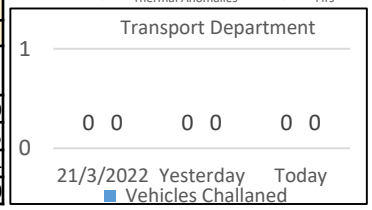

Note: Action against smog started form 01-10-2021

Air Quality Index

City	AQI
Lahore ($PM_{2.5}$)	Gulberg 157 LUMS 203
Faisalabad (PM_{10})	136
Rawalpindi (PM_{10})	122
Bahawalpur ($PM_{2.5}$)	148
Sargodha ($PM_{2.5}$)	135
Gujranwala ($PM_{2.5}$)	126
Sahiwal ($PM_{2.5}$)	124
Multan ($PM_{2.5}$)	146
DG Khan ($PM_{2.5}$)	134

Source : EPD, *IQ Air*

Note: Please limit your outdoor activities when AQI goes above 200

Agriculture/ District Administration (Stubble Burning)

Description	Till 21-03-2022	Yesterday Activities	Today Activities	Total
FIRs	1,853	0	0	1,853
Fine	16,294,540	0	0	16,294,540

Zigzag Conversion Status of Brick Kilns

Description	Total Brick Kilns	Total Functional Brick Kilns	Total Non-Functional Brick Kilns	Converted to Zigzag Methodology
No. of Brick Kilns	8,147	7,986	161	7,986

Action Against Brick Kilns

Description	Till 21-03-2022	Yesterday Activities	Today Activities	Total
FIRs	1,174	0	0	1,174
Sealed	502	0	0	502
Fine	80,748,196	0	0	80,748,196

Environment Protection Department

Action Against Industrial Units/Stone Crushers

Description	Till 21-03-2022	Yesterday Activities	Today Activities	Total
FIRs	459	0	0	459
Sealed	885	0	0	885

Local Government Department

Action Taken Against Burning Of Waste/Tyre/ Plastic

Description	Till 21-03-2022	Yesterday Activities	Today Activities	Total
Fine	296,302	2,000	0	298,302
FIRs	7	0	0	7

Action Against Encroachments

Description	Till 21-03-2022	Yesterday Activities	Today Activities	Total
Fine	2,866,202	6,500	0	2,872,702
FIRs	34	0	0	34

Sprinkling

Description	Till 21-03-2022	Yesterday Activities	Today Activities	Total
Sprinkling (No of Areas)	14,120	36	0	14,156
No. of Road Shoulder Repaired	425	0	0	425

Industries Department

Action Against Sub-Standard Fuel

Description	Till 21-03-2022	Yesterday Activities	Today Activities	Total
FIRs	73	0	0	73
Sealed	98	0	0	98
Fine	117,000	0	0	117,000