Daily SMOG Situation Report (Sit-Rep)
Provincial Disaster Management Authority (PDMA)
Government of Punjab
01-01-2021

Highlights

Description	Till 30-12-2020	Yesterday Activities	Today Activities	Total
Fine imposed (Consolidated)	73,024,018	966,600	1,053,050	75,043,668
Fine By Transport Department	20,393,514	254,250	293,050	20,940,814
Fine By Traffic Police	36,756,390	433,050	360,000	37,549,440
Fine By Local Government Department	15,466,614	278,300	397,000	16,141,914
FIRs	4,770	9	20	4,799
Persons Arrested	583	1	3	587
Vehicles Fined	132,039	1,518	1,367	134,924
Vehicles Impounded	15,257	186	187	15,630
Industries Sealed	3,118	14	18	3,150
Brick Kilns Sealed	2,018	9	8	2,035
Congestion/Choking Points Cleared By CTP(Lahore)	1,994	19	54	2,067

Drive to convert traditional brick-kilns into zigzag methodology continues vigorously

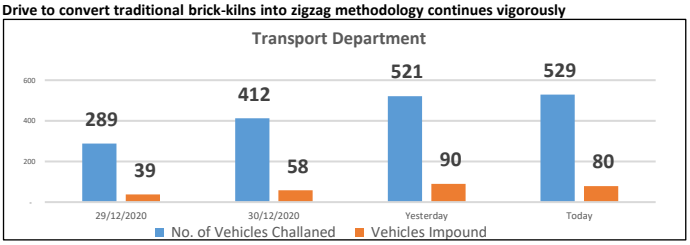

Note: Action against smog started form 14-09-2020

Current Status of Brick Kilns in Punjab

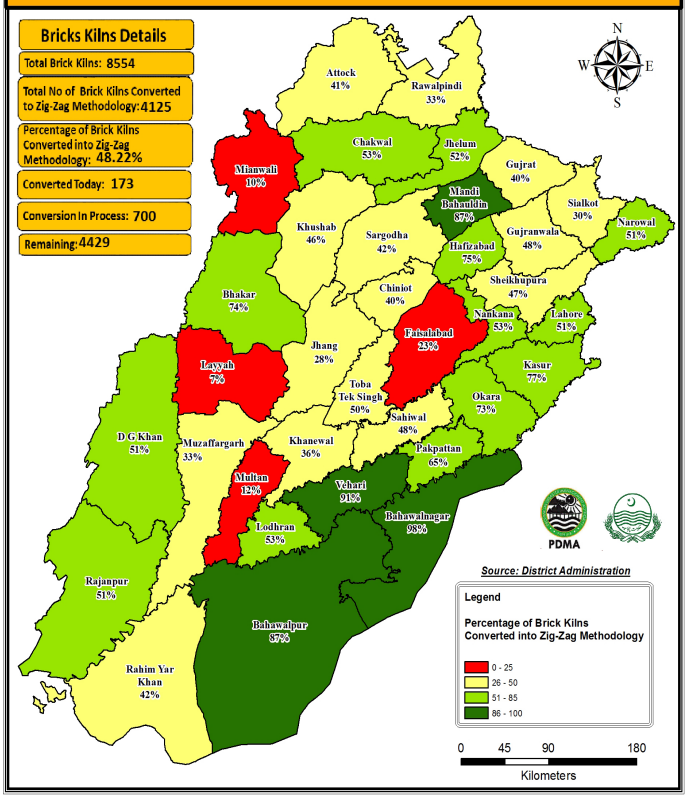

Agriculture/ District Administration (Stubble Burning)

Description	Till 30-12-2020	Yesterday Activities	Today Activities	Total
FIRs	3,020	1	0	3,021

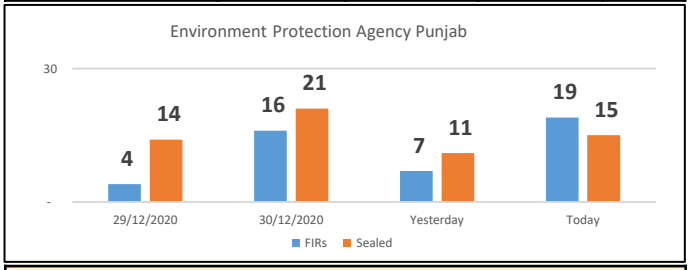

Brick kilns Conversion Performance

Top Performing Districts			Lagging Behind Districts		
Sr. #	District	%	Sr. #	District	%
1	Bahawalnagar	98%	1	Layyah	7%
2	Vehari	91%	2	Mianwali	10%
3	Mandi Bahauddin	87%	3	Multan	12%
4	Bahawalpur	87%	4	Faisalabad	23%
5	Kasur	77%	5	Jhang	28%

Air Quality Index

City	AQI
Lahore	239
Faisalabad	135
Rawalpindi	167
Gujranwala	164
Multan	123
Mianwali	80

Reporting Time & Date: 1900 Hrs, Jan 01, 2021

Note: "Please limit your outdoor activities when AQI goes above 200"

Traffic Police

Action Against Smog

Description	Till 30-12-2020	Yesterday Activities	Today Activities	Total
No. of Vehicles Challaned	79,749	707	602	81,058
Vehicles Impounded	6,935	72	79	7,086
FIRs	-	-	-	-
Fine	26,761,340	257,100	239,000	27,257,440

Action Against Uncovered Transportation

Description	Till 30-12-2020	Yesterday Activities	Today Activities	Total
No. of Vehicles Challaned	18,706	290	236	19,232
Vehicles Impounded	2,212	24	28	2,264
FIRs	125	-	-	125
Fine	9,995,050	175,950	121,000	10,292,000

Note: Action against smog started form 20-10-2020.

Local Government Departments

Action Taken Against Burning Of Waste/Tyre/ Plastic

Description	Till 30-12-2020	Yesterday Activities	Today Activities	Total
Fine	1,460,618	1,000	26,500	1,488,118
FIRs	103	-	-	103

Action Against Encroachments

Description	Till 30-12-2020	Yesterday Activities	Today Activities	Total
Fine	14,005,996	277,300	370,500	14,653,796
FIRs	115	-	-	115

Sprinkling

Description	Till 30-12-2020	Yesterday Activities	Today Activities	Total
Sprinkling (No of Areas)	55,567	826	824	57,217
No. of Road Shoulder Repaired	4,789	33	61	4,883

Industries

Description	Till 30-12-2020	Yesterday Activities	Today Activities	Total
FIRs	102	1	1	104
Sealed	171	3	3	177
Fine	407,500	1,000	3000	411,500