



Daily Situation Report of Rain/ Flood / Gauges

Provincial Disaster Management Authority (PDMA)

Board of Revenue

Government of the Punjab



Dated: 08.10.2022(15th June to 7th October)

Time: 1100 HRS

RIVERS (FFD) (600HRS)				MAJOR RAINFALL IN PAST 24 HOURS (PMD)			PRECIPITATION IN NEXT 24 HOURS (FORECAST)					
River / Structure	Design Capacity (Cusecs)	Actual Observed Flow		Location / District	MM		Location / District	Level				
		In Flow	Out Flow									
RIVER INDUS				NIL			-					
Tarbela	1,500,000	48000	54300(N)									
Kalabagh	950,000	77311	69311(N)									
Chashma	950,000	105216	91488(N)									
Taunsa	1100,000	85717	60917(N)									
RIVER JHELUM				RESERVOIRS SITUATION								
Mangla	1,060,000	9000	21155(N)	Dams	Total Capacity (ft)	2020 (ft)	2021 (ft)	2022 (ft)				
Rasul	850,000	29065	Nil									
RIVER CHENAB				Terbela	1550.00	1536.13	1511.99	1542.27				
Marala	1,100,000	17836	5336(N)	Mangla	1242.00	1225.25	1184.40	1185.95				
Khanki	800,000	9607	1866									
Qadirabad	807,000	18900	NIL									
Trimmu	645,000	19195	1345(N)									
Punjinad	700,000	15028	828(N)									
RIVER RAVI				GENDER WISE DEATHS/INJURIES								
Jassar	275,000	Nil	3141(N)	<p>GENDER WISE DEATHS</p> <p>DEATHS: 221 INJURIES: 3,858</p>								
Shahdara	250,000	Nil	1250(N)									
Balloki	225,000	22000	NIL									
Sidhnai	150,000	15300	NIL									
RIVER SUTLEJ				SUMMARY OF DEATHS/INJURIES DURING MONSOON 2022								
G.S. WALA	-	Nil	33(N)	Category of Incidents	Deaths				Injuries			
Sulemanki	325,000	11002	NIL		M	F	C	T	M	F	C	T
Islam	300,000	1230	1720(N)	Flood/Hill Torrents	25	13	34	72	2113	1073	553	3739
NULLAHS				Building/Wall/Roof Collapse	43	29	22	94	56	37	17	110
Aik (Ura)	17,000	-	86(N)	Drowning (Ponds, Canals, Nullahs)	16	7	21	44	2	3	2	7
Palkhu (wza)	3,000	-	430(N)	Electric Shock/Lightning	8	1	2	11	2	0	0	2
Bhed	3,500	-	495(N)	Total	92	50	79	221	2173	1113	572	3858
Bein (Shakargarh)	10,000	-	497(N)									
Deg (Kingra)	25,000	-	660(N)									
Basanter	7,500	-	NIL									
Kaha	18500	-	491(N)									

DEATHS/INJURIES REPORT (LAST 24 HOURS)

District	Deaths				Injuries				Remarks
	M	F	C	T	M	F	C	T	
-	-	-	-	-	-	-	-	-	NIL
-	-	-	-	-	-	-	-	-	NIL
-	-	-	-	-	-	-	-	-	NIL
-	-	-	-	-	-	-	-	-	NIL



Daily Situation Report of Rain/ Flood / Gauges

Provincial Disaster Management Authority (PDMA)

Board of Revenue

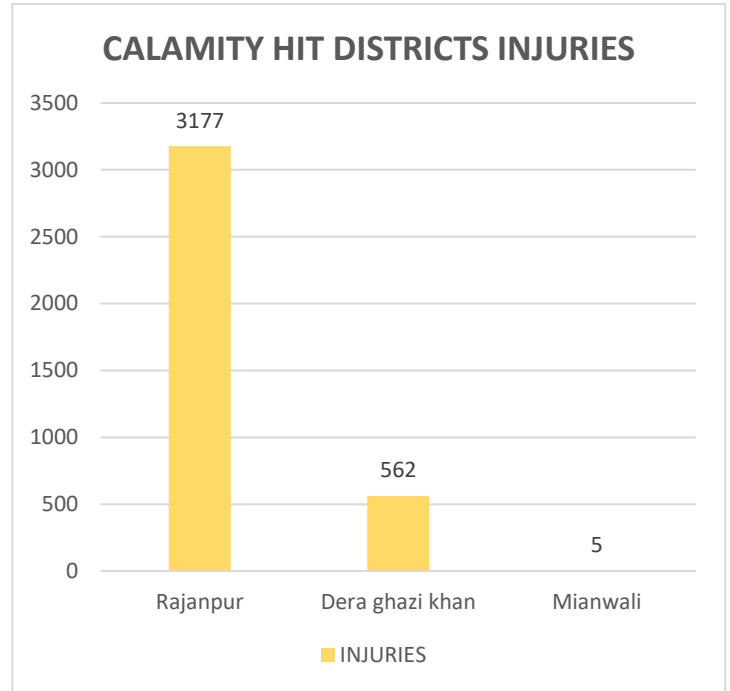
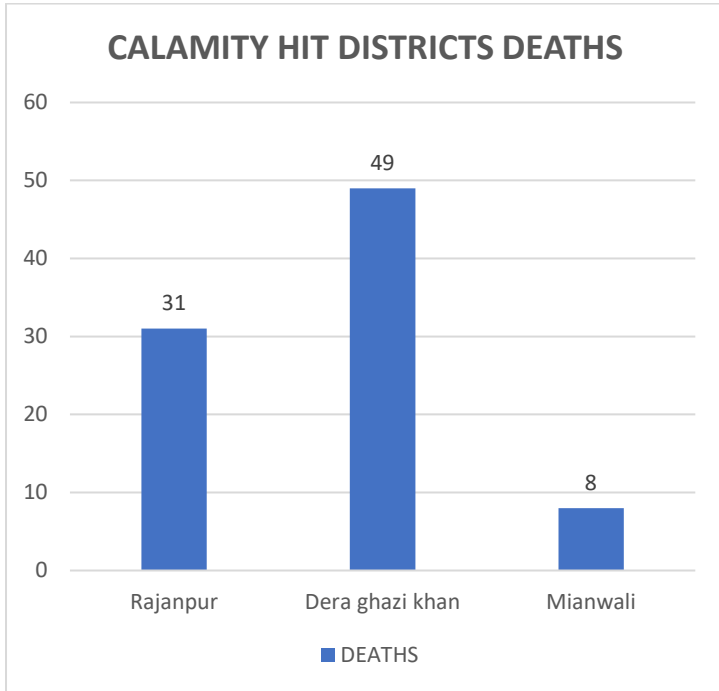
Government of the Punjab

Dated: 08.10.2022(15th June to 7th October)

Time: 1100 HRS



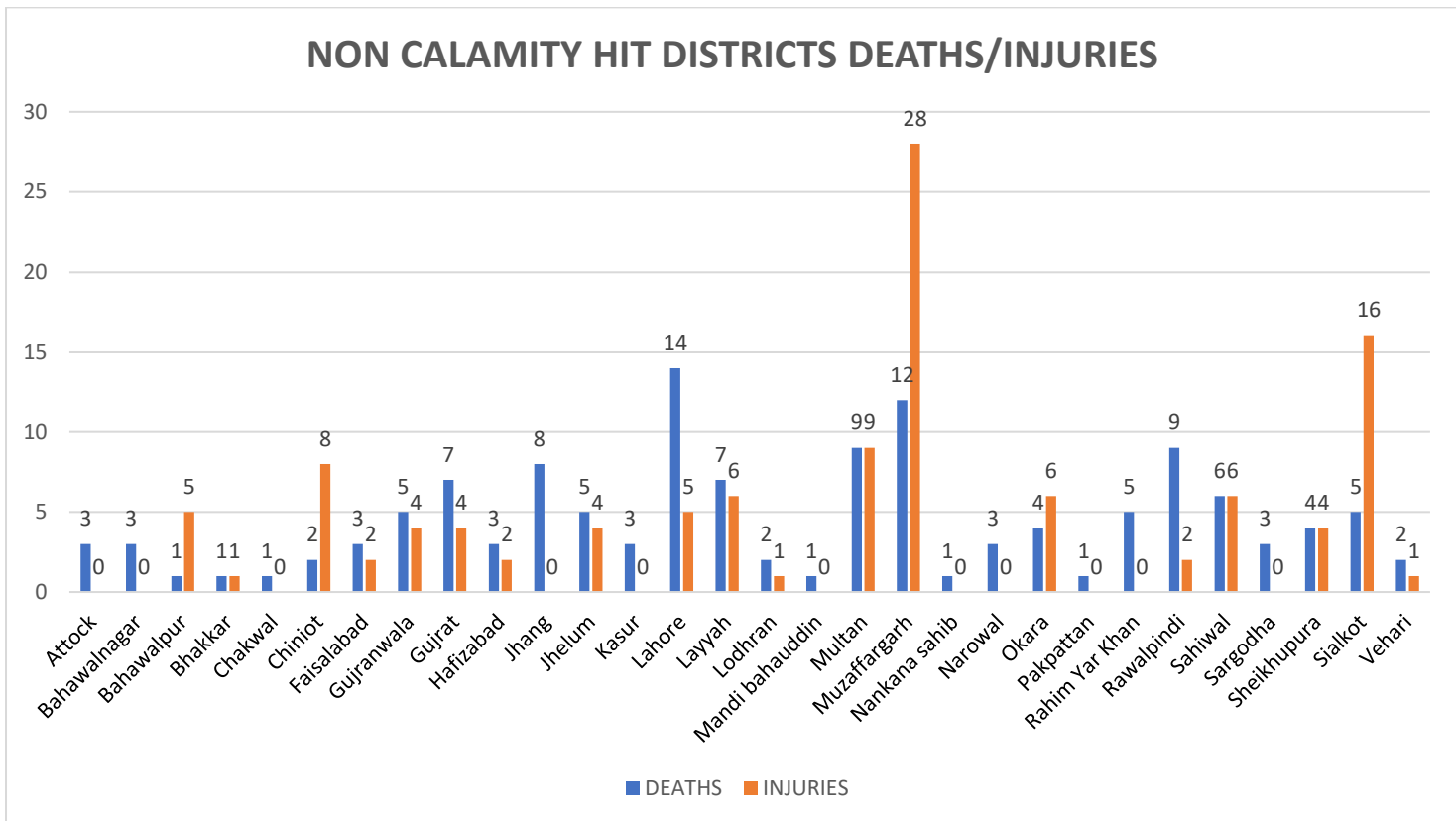
SUMMARY OF DISTRICT-WISE DEATHS/INJURIES DURING MONSOON



Total Deaths: 88

SOURCE: District Administration

Total Injuries: 3,744



Total Deaths: 133

Total Injuries: 114

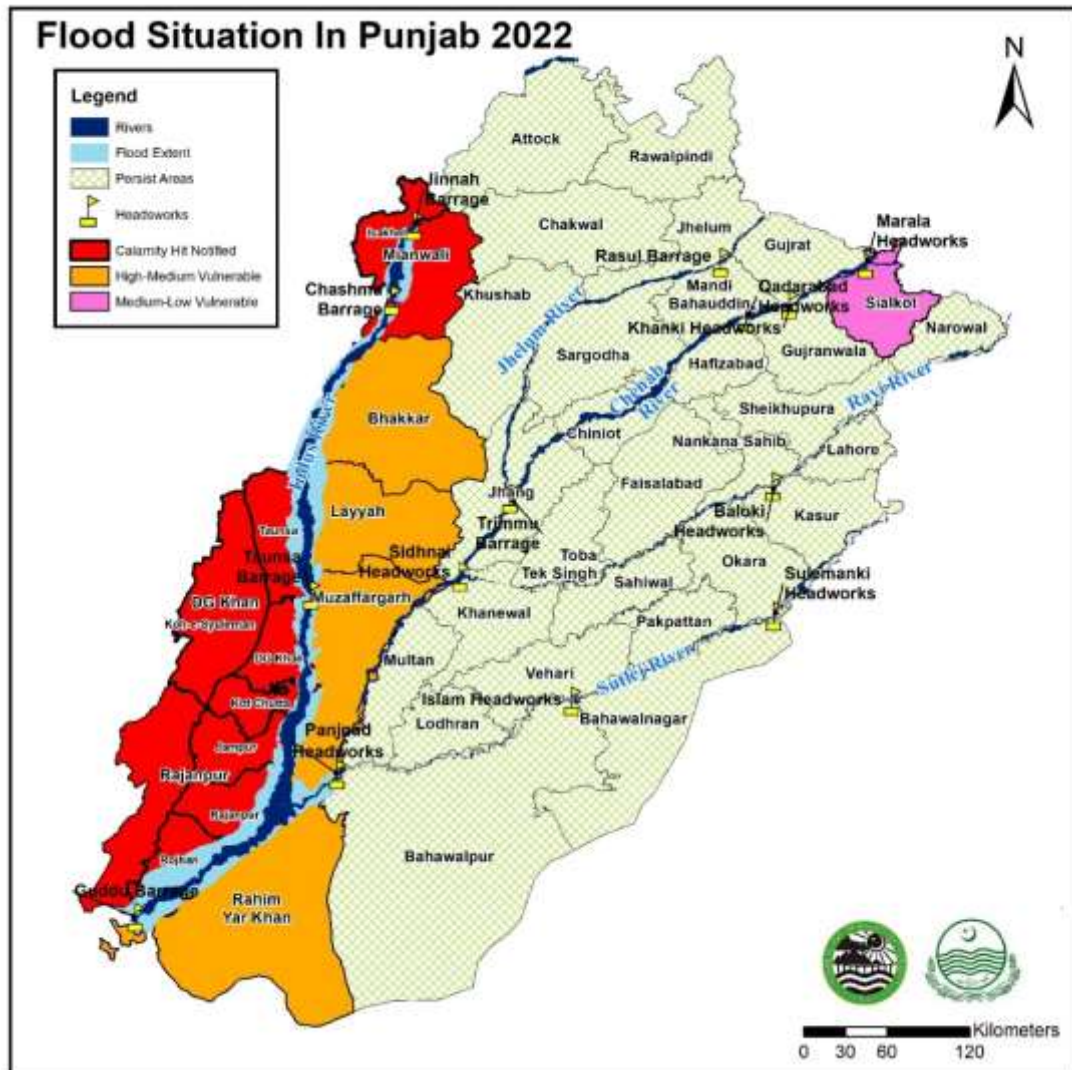
SOURCE: District Administration



Dated: 08.10.2022(15th June to 7th October)

Time: 1100 HRS

FLOOD SITUATION IN PUNJAB



SUMMARY OF FLOOD & INFRASTRUCTURE DAMAGES

FLOOD DAMAGES



	Rajanpur	DG Khan	Mianwali	Muzaffargarh	Sialkot	Layyah	Total
■ UC Affected	44	80	5	10	4	12	155
■ TOTAL MOUZA/BASTI AFFECTED	356	366	16	24	7	89	858
■ MOUZAS UNDER INUNDATION AS OF TODAY	0	0	0	0	0	0	0
■ AFFECTED POPULATION	253,300	212,838	27,550	5,000	0	175,282	673,970
■ TOTAL AREA(ACRES)	697,119	421,580	2,153	7,850	800	183431	1,312,933
■ CROP AREA(ACRES)	238,847	354,329	2,153	5,091	0	106377	706,797

SOURCE: District Administration



Daily Situation Report of Rain/ Flood / Gauges

Provincial Disaster Management Authority (PDMA)

Board of Revenue

Government of the Punjab



Dated: 08.10.2022(15th June to 7th October)

Time: 1100 HRS

DISTRICT-WISE HOUSE DAMAGES

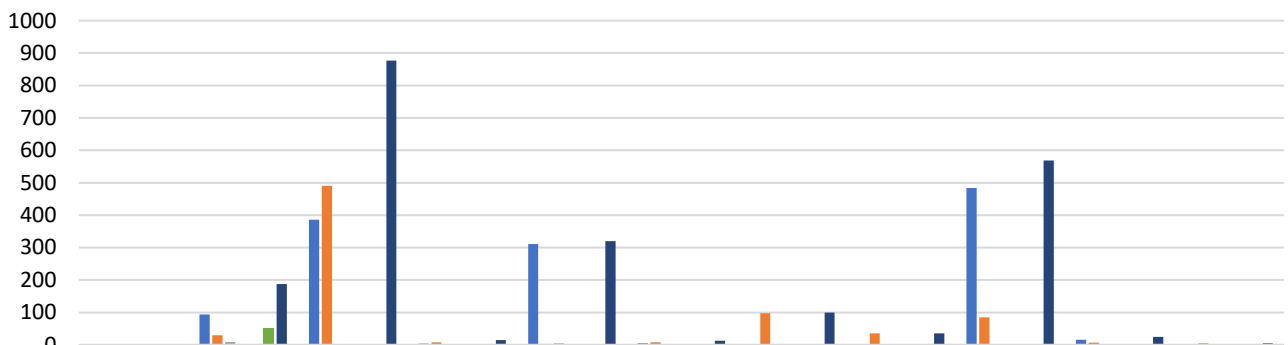


	Rajanpur	DG Khan	Mianwali	Muzaffargarh	Sialkot	Layyah	Total
■ PARTIALLY	23,869	13,275	91	10	9	4873	42,127
■ FULLY	11,301	11,409	216	0	0	2,928	25,854
■ PARTIALLY+FULLY	35170	24684	307	10	9	7801	67,981

Total House Damages: 67,981

SOURCE: District Administration

INFRASTRUCTURE DAMAGES



	Rail Tracks (Nos)	Road Damage d (Nos)	Road Damage d (KM)	Bridge (Nos)	Canals (Nos)	Embankments (Nos)	Shops (Nos)	Hotel (Nos)	Schools inundated (Nos)	Health Centers inundated (Nos)	Others (Nos)
■ Rajanpur	0	94	386	4	311	5	0	0	484	16	0
■ DG Khan	0	30	491	8	3	8	98	35	85	7	5
■ Mianwali	0	9	0	2	5	0	0	0	0	2	0
■ Muzaffargarh	0	1	0	0	1	0	0	0	0	0	0
■ Sialkot	1	2	0	1	0	0	2	0	0	0	0
■ Layyah	0	52	0	0	0	0	0	0	0	0	0
■ Total	1	188	877	15	320	13	100	35	569	25	5

SOURCE: District Administration

Health Surveillance

Districts	ARI	Fever	Scabies	Snake Bite	Diarrhea	Eye Disease	Malaria	Dengue
Rajanpur Last 24 Hours	358	193	248	0	119	29	74	0
Rajanpur Total	38,386	14,202	28,735	1	16,617	1,198	615	14
DG Khan Last 24 Hours	705	273	346	0	254	148	6	1
DG Khan Total	31,109	19,659	25,998	4	15,467	4,252	150	29

SOURCE: DGHS-P&SHD-Punjab



Daily Situation Report of Rain/ Flood / Gauges

Provincial Disaster Management Authority (PDMA)

Board of Revenue

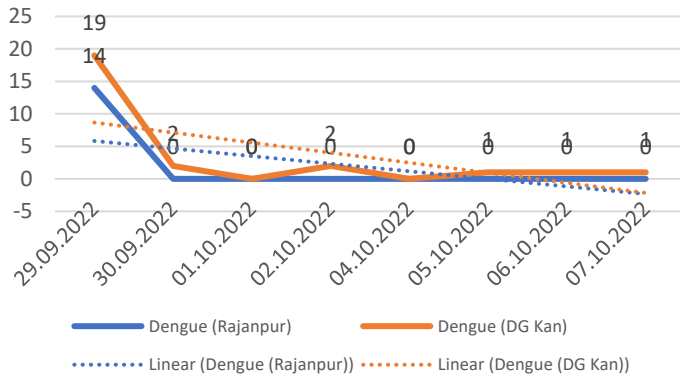
Government of the Punjab



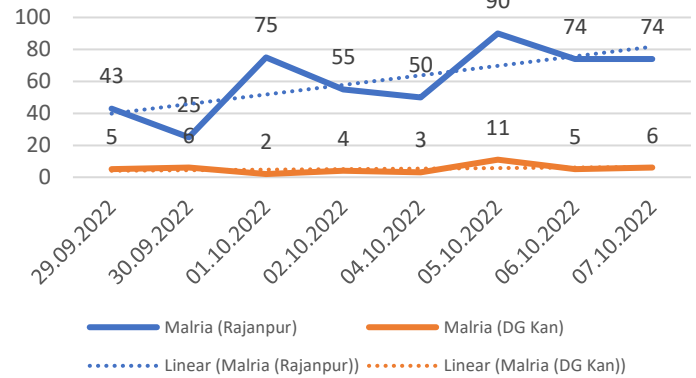
Dated: 08.10.2022(15th June to 7th October)

Time: 1100 HRS

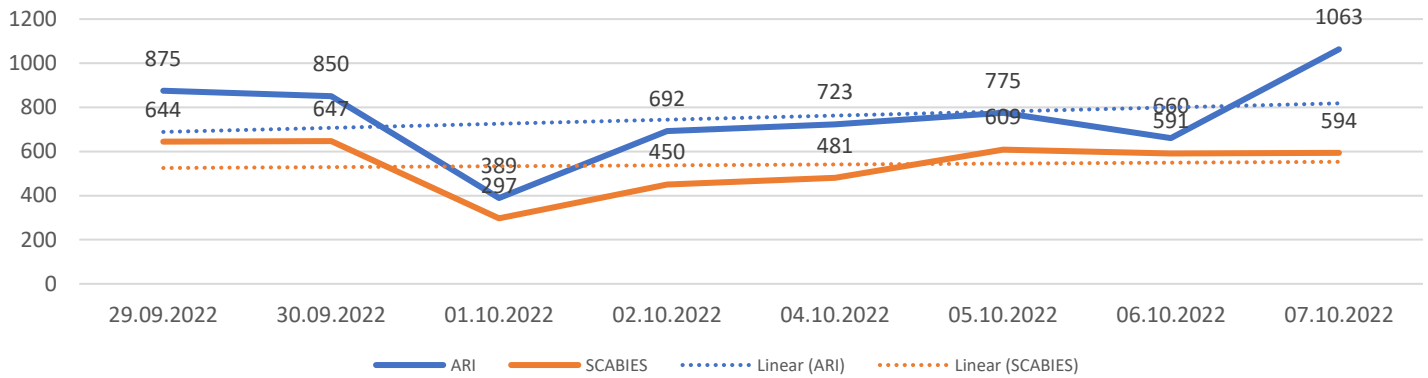
Dengue (LAST 24 HOURS)



Malria (LAST 24 HOURS)



ARI-Scabies DG Khan & Rajanpur (LAST 24 HOURS)



SOURCE: DGHS-P&SHD-Punjab

LIVESTOCK DAMAGES REPORT

LIVESTOCK REPORT



	Nos. of Animal Affected (small)	Nos. of Animal Affected (Large)	Nos. of Animal Perished (small)	Nos. of Animal Perished (Large)	Nos. of Animal Evacuated	Nos. of Animals in Relief Camps	Nos. of Animals in Open Places	Nos. of Animal Vaccinated Large	Nos. of Animal Vaccinated Small	Nos. of De-worming kit
Rajanpur	133211	67456	166	33	10,192	0	0	75,450	117,339	1500
DG Khan	2,641	1460	72	24	4767	0	0	244,498	415,039	72,514
Mianwali	276	95	213	63	3	0	0	9,424	14,238	0
Muzaffargarh	0	0	0	1	0	0	0	0	0	0
Sialkot	0	0	0	0	0	0	0	0	0	0
Layyah	2	5	0	0	1708	0	0	157315	174698	0
Total	136130	69016	451	121	16670	0	0	486687	721314	74014

SOURCE: District Administration



Daily Situation Report of Rain/ Flood / Gauges

Provincial Disaster Management Authority (PDMA)

Board of Revenue

Government of the Punjab




Dated: 08.10.2022(15th June to 7th October)

Time: 1100 HRS

RESCUE & RELIEF PROVIDED AND COORDINATED BY PDMA/DDMAs

RESCUE AND RELIEF OPERATION

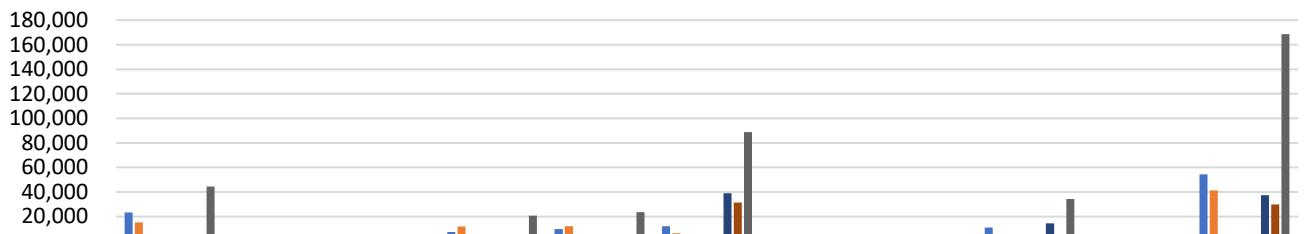


	Persons Evacuated / Rescued	Relief Camps Total Established	Relief Camps Operational	Persons in Relief Camps	Families in Relief Camps	Persons Treated (previous + today)	Total Rescuers	Boats Deployed
Rajanpur	46,768	40	0	0	0	124,414	580	81
DG Khan	17,626	30	0	0	0	37,975	550	50
Mianwali	142	7	0	0	0	3,275	112	10
Muzaffargarh	348	31	0	0	0	3,094	0	62
Sialkot	0	10	0	0	0	0	0	0
Layyah	12,851	66	0	0	0	9,071	120	80
Total	77,735	184	-	-	-	177,829	1,362	283

■ Rajanpur ■ DG Khan ■ Mianwali ■ Muzaffargarh ■ Sialkot ■ Layyah ■ Total

SOURCE: District Administration

RELIEF ITEMS PROVIDED



	Tents Distributed	Blankets	Mattress	Plastic Mats	Mosquito Nets	Water Bottles / Juices	Charpai (Cot)	Kitchen Sets	Atta Bags	Jerry Can	Food Hamper
Rajanpur	23,202	200	-	7,250	9,650	12,033	200	300	11,120	1,000	54,251
DG Khan	15,046	2990	0	11715	12050	6376	0	0	4400	0	41,200
Mianwali	730	0	0	0	0	0	0	0	0	0	1000
Muzaffargarh	414	0	0	0	0	0	0	0	0	0	0
Sialkot	523	0	0	200	200	0	0	0	0	0	0
Layyah	1,775	0	0	1,250	900	0	0	0	0	0	5,000
Donation from other districts to Rajanpur	637	1,823	250	60	685	38,978	180	0	14,309	0	37,288
Donation from other districts to DG Khan	2,094	298	110	160	20	31,471	144	0	4,388	0	29,810
Total	44,421	5,311	360	20,635	23,505	88,858	524	300	34,217	1,000	168,549

■ Rajanpur ■ DG Khan ■ Mianwali ■ Muzaffargarh ■ Sialkot ■ Layyah ■ Donation from other districts to Rajanpur ■ Donation from other districts to DG Khan ■ Total

Cooked food has been provided for three times a day in relief camps

SOURCE: District Administration



Daily Situation Report of Rain/ Flood / Gauges

Provincial Disaster Management Authority (PDMA)

Board of Revenue

Government of the Punjab

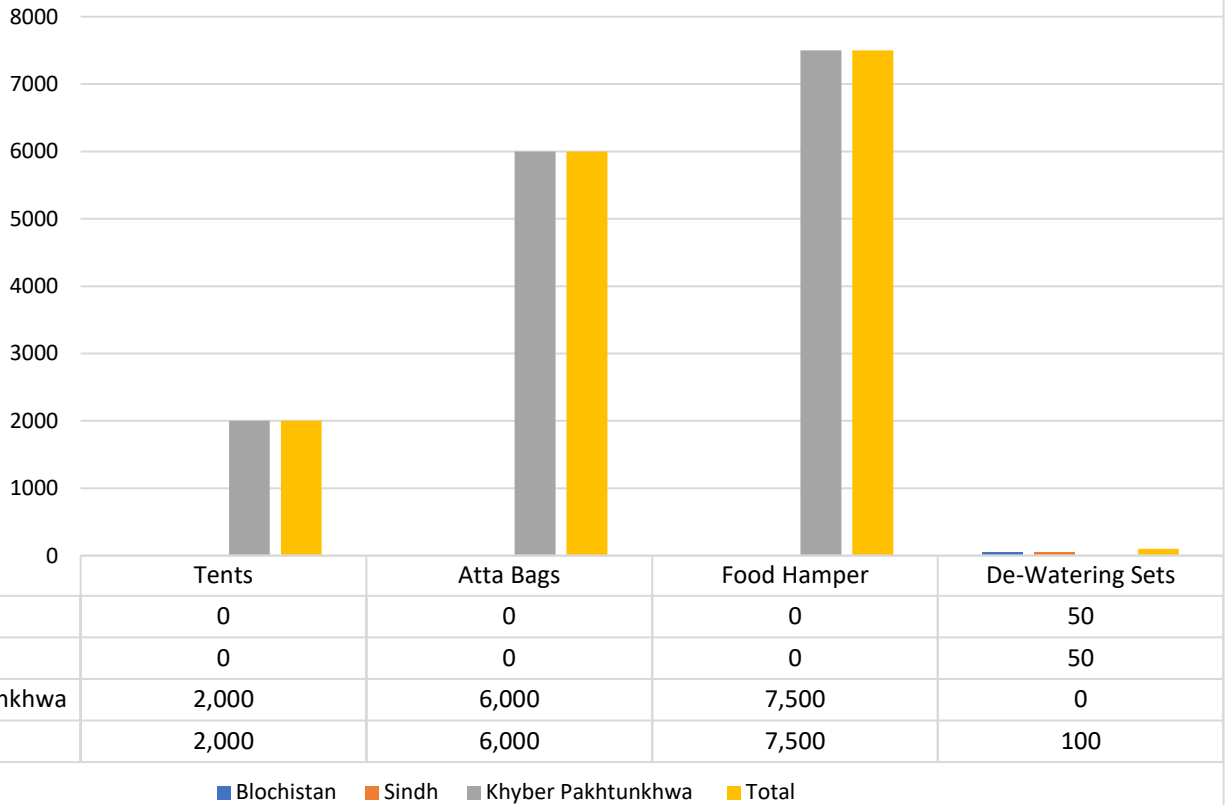


Dated: 08.10.2022(15th June to 7th October)

Time: 1100 HRS

RELIEF PROVIDED TO OTHER PROVINCES BY PDMA

ASSISTANCE TO OTHER PROVINCES



HEALTH ASSISTANCE TO OTHER PROVINCES

Provinces	Total No. of Health Teams	Mobile Health Units	Doctors	Health Staff	Total Patients Treated	Remarks
Balochistan	5	10	23	18	29,183	Health assistance operation closed in Balochistan on 02.10.2022. 5 teams provided services from 09.09.2022 to 02.10.2022.
Sindh	7	0	85	99	19,961	Health assistance operation closed in Sindh on 15.09.2022. 7 teams provided services from 08.09.2022 to 15.09.2022.
Sindh	2	2	4	14	4,709	2 new health team arrived on 02.10.2022 at District Khairpur Mirs Sindh & Kambar Shadadkot Sindh and currently providing health services.
Total	14	10	112	131	53,853	



Daily Situation Report of Rain/ Flood / Gauges

Provincial Disaster Management Authority (PDMA)

Board of Revenue

Government of the Punjab

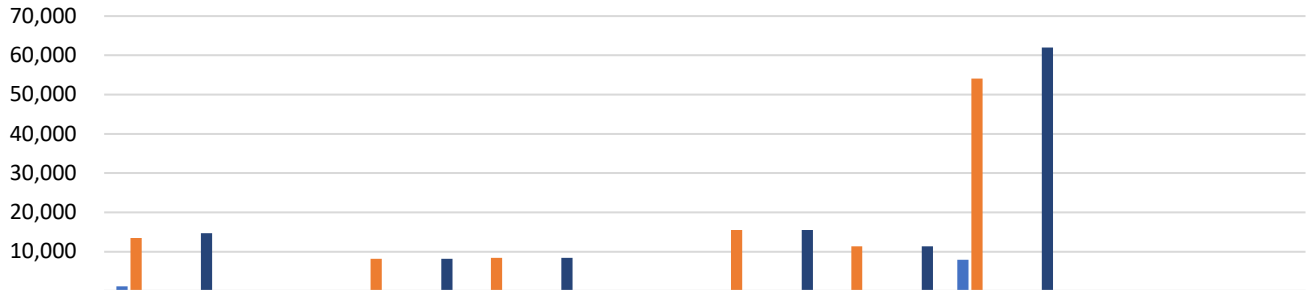


Dated: 08.10.2022(15th June to 7th October)

Time: 1100 HRS

RESCUE & RELIEF PROVIDED BY HUMANITARIAN AGENCIES

RELIEF ITEMS PROVIDED



	Tents (Nos)	Blankets (Nos)	Plastic Mats (Nos)	Mattress (Nos)	Mats (Nos)	Water Bottles / Juices (Nos)	Atta Bags (Nos)	Food Hamper (Nos)	Quilts (Nos)	Tarpaulin (Nos)
■ Rajanpur	1,190	0	0	0	0	0	0	7,946	0	0
■ DG Khan	13,509	0	8,165	8,442	104	15,540	11,391	54,050	0	0
■ Mianwali	0	0	0	0	0	0	0	0	0	0
■ Muzaffargarh	0	0	0	0	0	0	0	0	0	0
■ Sialkot	0	0	0	0	0	0	0	0	0	0
■ Layyah	0	0	0	0	0	0	0	0	0	0
■ Total	14,699	0	8,165	8,442	104	15,540	11,391	61,996	0	0

■ Rajanpur ■ DG Khan ■ Mianwali ■ Muzaffargarh ■ Sialkot ■ Layyah ■ Total

SOURCE: District Administration

1. Chief Secretary Punjab
2. SMBR\Relief Commissioner
3. All Secretaries to Government of the Punjab
4. All Commissioners and Deputy Commissioners in Punjab


**1st Shift In-charge
CONTROL ROOM
PDMA, Lahore, Punjab**