Daily Situation Report of Rain/ Flood / Gauges

Provincial Disaster Management Authority (PDMA)
Board of Revenue
Government of the Punjab

Dated: 15.10.2022(15th June to 14th October) **Time: 1100 HRS**

RIVERS (FFD) (600HRS)

River / Structure	Design Capacity (Cusecs)	Actual Observed Flow	
		In Flow	Out Flow
RIVER INDUS			
Tarbela	1,500,000	40000	52100(N)
Kalabagh	950,000	52043	45043(N)
Chashma	950,000	71177	66433(N)
Taunsa	1100,000	74587	54076(N)
RIVER JHELUM			
Mangla	1,060,000	9000	36115(N)
Rasul	850,000	33568	11895(N)
RIVER CHENAB			
Marala	1,100,000	14436	5336(N)
Khanki	800,000	10566	3732(N)
Qadirabad	807,000	22794	2794(N)
Trimmu	645,000	8225	NIL
Punjnad	700,000	9800	NIL
RIVER RAVI			
Jassar	275,000	Nil	2129(N)
Shahdara	250,000	Nil	713(N)
Balloki	225,000	24500	NIL
Sidhnai	150,000	8000	NIL
RIVER SUTLEJ			
G.S. WALA	-	Nil	NIL
Sulemanki	325,000	12556	NIL
Islam	300,000	336	NIL
NULLAHS			
Aik (Ura)	17,000	-	67(N)
Palkhu (wza)	3,000	-	450(N)
Bhed	3,500	-	450(N)
Bein (Shakargarh)	10,000	-	381(N)
Deg (Kingra)	25,000	-	1485(N)
Basanter	7,500	-	NIL
Kaha	18500	-	491(N)

MAJOR RAINFALL IN PAST 24 HOURS (PMD)

Location / District	MM
NIL	-

PRECIPITATION IN NEXT 24 HOURS (FORECAST)

Location / District	Level
-	-

RESERVOIRS SITUATION

Dams	Total Capacity (ft)	2020 (ft)	2021 (ft)	2022 (ft)
Terbela	1550.00	1530.36	1511.76	1536.45
Mangla	1242.00	1219.15	1180.50	1179.05

GENDER WISE DEATHS/INJURIES

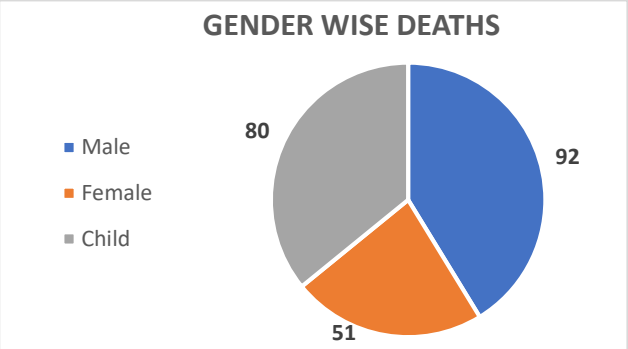

DEATHS: 223

INJURIES: 3,858

SUMMARY OF DEATHS/INJURIES DURING MONSOON 2022

Category of Incidents	Deaths				Injuries			
	M	F	C	T	M	F	C	T
Flood/Hill Torrents	25	13	34	**72**	2113	1073	553	**3739**
Building/Wall/ Roof Collapse	43	30	22	**94**	56	37	17	**110**
Drowning (Ponds, Canals, Nullahs)	16	7	22	**45**	2	3	2	**7**
Electric Shock/Lightning	8	1	2	**11**	2	0	0	**2**
Total	**92**	**51**	**80**	**223**	**2173**	**1113**	**572**	**3858**

DEATHS/INJURIES REPORT (LAST 24 HOURS)

District	Deaths				Injuries				Remarks
	M	F	C	T	M	F	C	T	
-	-	-	-	-	-	-	-	-	NIL
-	-	-	-	-	-	-	-	-	NIL
-	-	-	-	-	-	-	-	-	NIL
-	-	-	-	-	-	-	-	-	NIL

40-A ‹Lawrence Road, Lahore Phone: (92-42) 99204408, 99204409. Fax: 99204404, 99204405. Email: pdma.gop@gmail.com

Daily Situation Report of Rain/ Flood / Gauges
Provincial Disaster Management Authority (PDMA)
Board of Revenue
Government of the Punjab

Dated: 15.10.2022(15th June to 14th October) **Time: 1100 HRS**

SUMMARY OF DISTRICT-WISE DEATHS/INJURIES DURING MONSOON

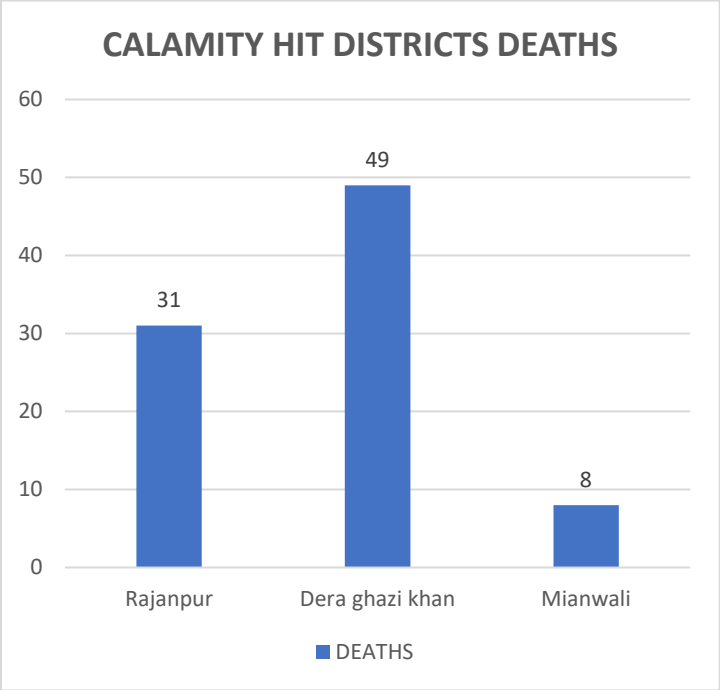

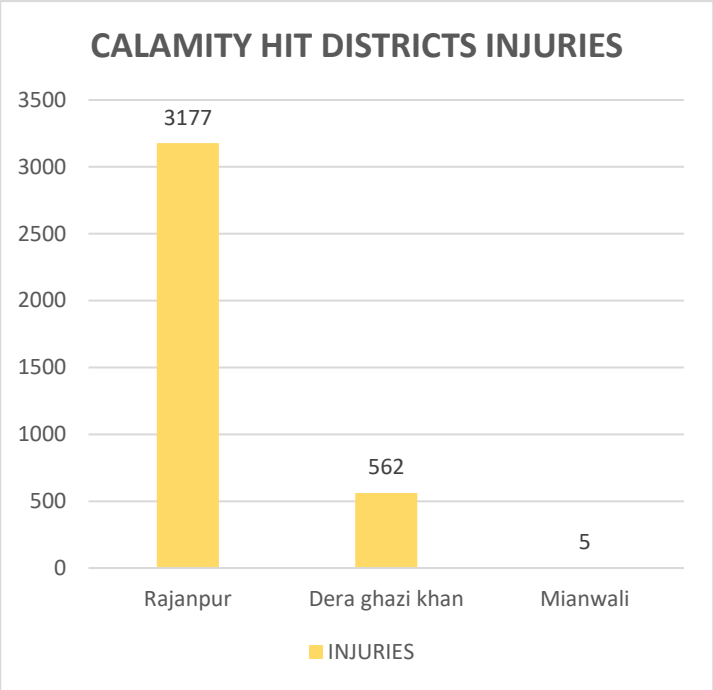

Total Deaths: *88*

Total Injuries: *3,744*

SOURCE: *District Administration*

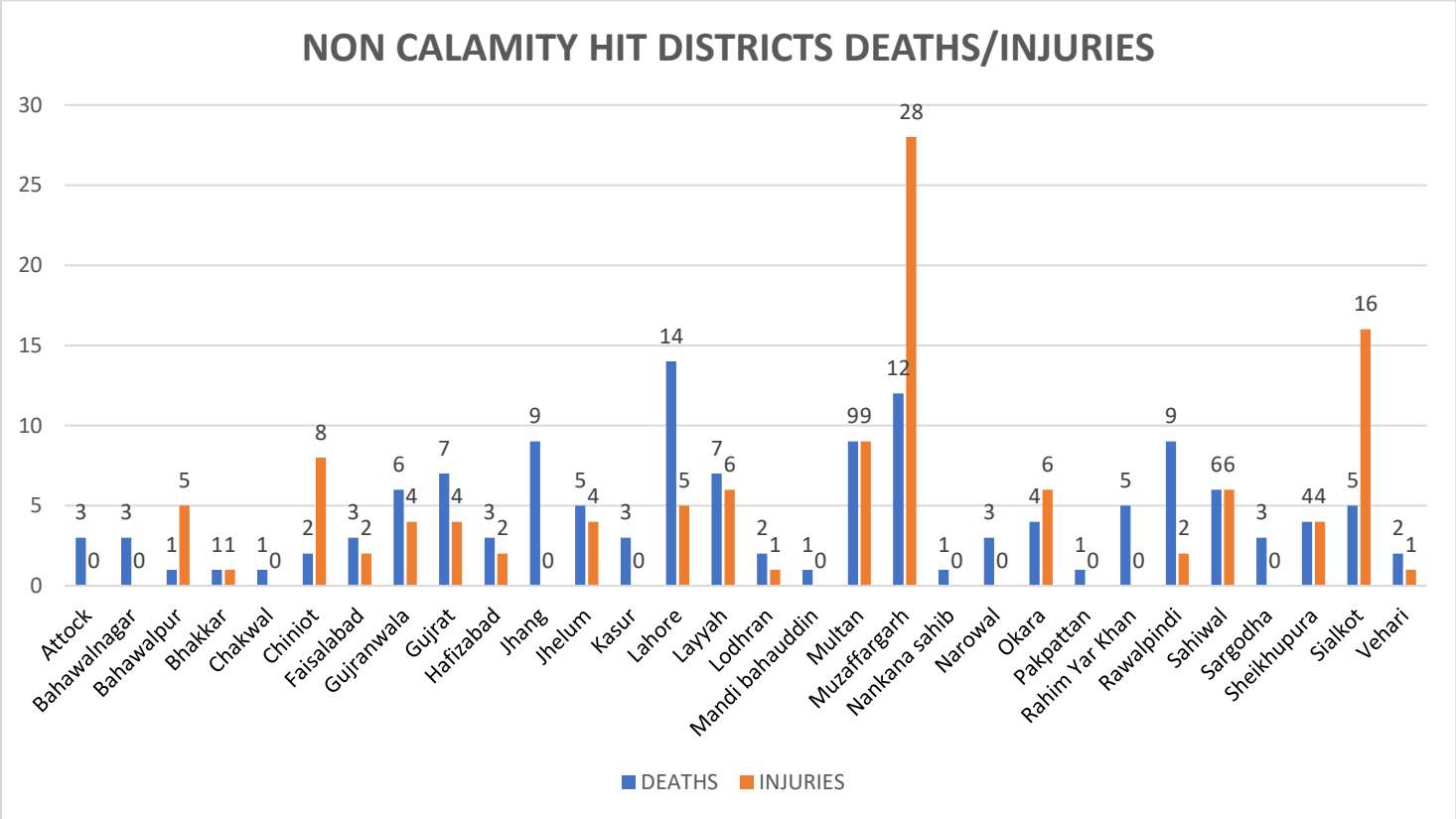

Total Deaths: *135*

Total Injuries: *114*

SOURCE: *District Administration*

40-A ،Lawrence Road, Lahore Phone: (92-42) 99204408, 99204409. Fax: 99204404, 99204405. Email: pdma.gop@gmail.com

Daily Situation Report of Rain/ Flood / Gauges
Provincial Disaster Management Authority (PDMA)
Board of Revenue
Government of the Punjab

Dated: 15.10.2022(15th June to 14th October) **Time: 1100 HRS**

FLOOD SITUATION IN PUNJAB

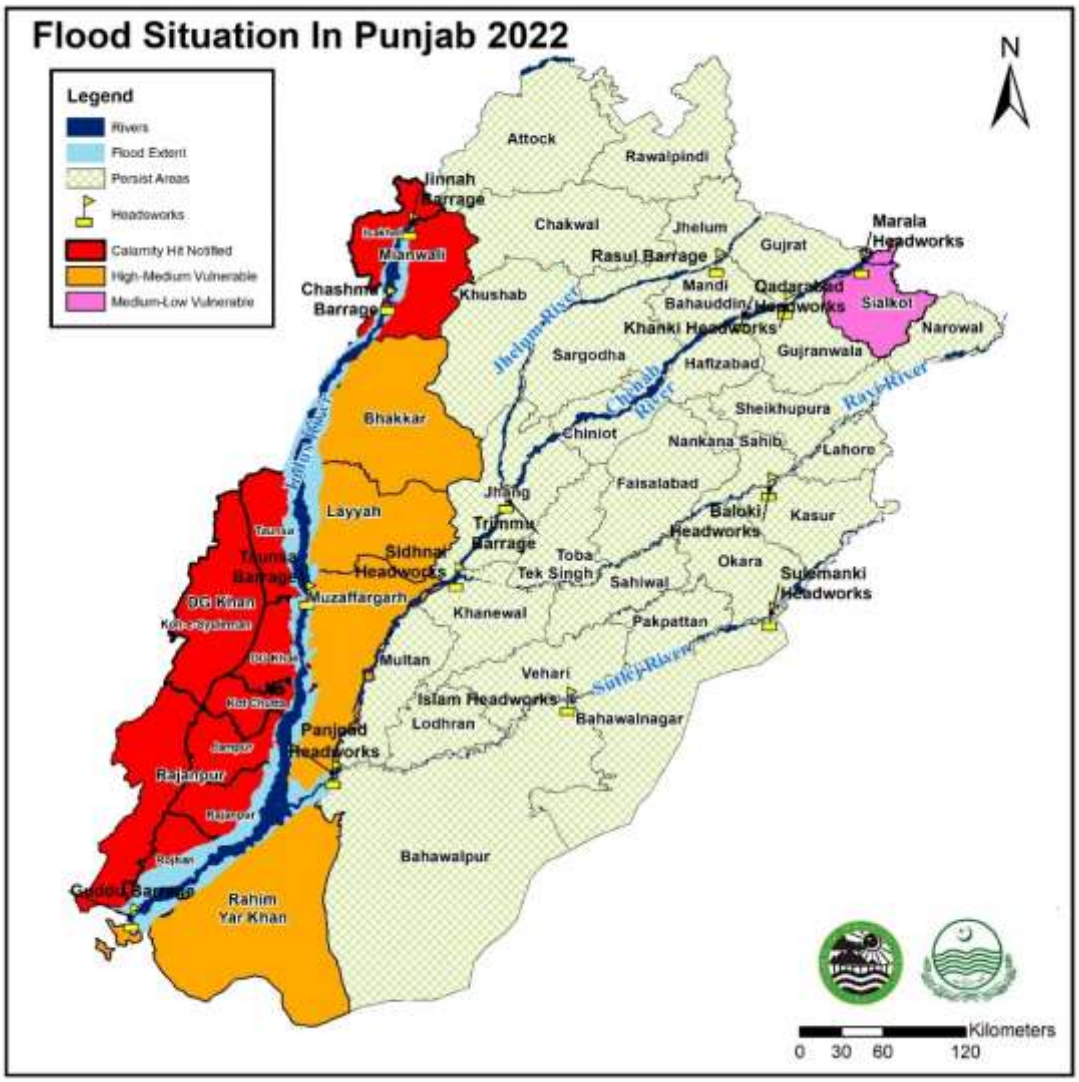

SUMMARY OF FLOOD & INFRASTRUCTURE DAMAGES

FLOOD DAMAGES

	Rajanpur	DG Khan	Mianwali	Muzaffargarh	Sialkot	Layyah	Total
UC Affected	44	80	5	10	4	12	155
TOTAL MOUZA/BASTI AFFECTED	356	366	16	24	7	89	858
MOUZAS UNDER INUNDATION AS OF TODAY	0	0	0	0	0	0	0
AFFECTED POPULATION	253,300	212,838	27,550	5,000	0	175,282	673,970
TOTAL AREA(ACRES)	697,119	421,580	2,153	7,850	800	183431	1,312,933
CROP AREA(ACRES)	238,847	354,329	2,153	5,091	0	106377	706,797

SOURCE: *District Administration*

Daily Situation Report of Rain/ Flood / Gauges
Provincial Disaster Management Authority (PDMA)
Board of Revenue
Government of the Punjab

Dated: 15.10.2022(15th June to 14th October) **Time: 1100 HRS**

DISTRICT-WISE HOUSE DAMAGES



	Rajanpur	DG Khan	Mianwali	Muzaffargarh	Sialkot	Layyah	Total
PARTIALLY	23,869	13,275	91	10	9	4873	42,127
FULLY	11,301	11,409	216	0	0	2,928	25,854
PARTIALLY+FULLY	35170	24684	307	10	9	7801	67,981

Total House Damages: *67,981* ***SOURCE:*** *District Administration*

INFRASTRUCTURE DAMAGES

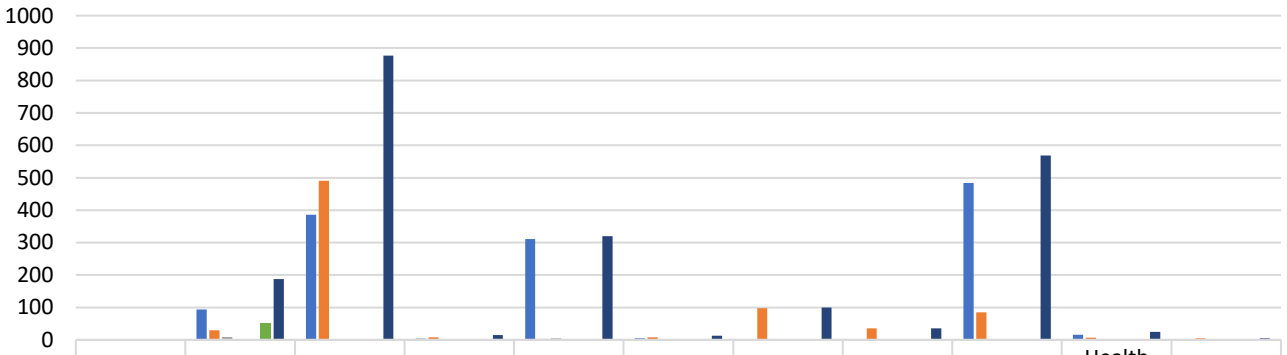

	Rail Tracks (Nos)	Road Damaged (Nos)	Road Damaged (KM)	Bridge (Nos)	Canals (Nos)	Embankments (Nos)	Shops (Nos)	Hotel (Nos)	Schools inundated (Nos)	Health Centers inundated (Nos)	Others (Nos)
Rajanpur	0	94	386	4	311	5	0	0	484	16	0
DG Khan	0	30	491	8	3	8	98	35	85	7	5
Mianwali	0	9	0	2	5	0	0	0	0	2	0
Muzaffargarh	0	1	0	0	1	0	0	0	0	0	0
Sialkot	1	2	0	1	0	0	2	0	0	0	0
Layyah	0	52	0	0	0	0	0	0	0	0	0
Total	1	188	877	15	320	13	100	35	569	25	5

SOURCE: *District Administration*

Health Surveillance

Districts	*ARI*	*Fever*	*Scabies*	*Snake Bite*	*Diarrhea*	*Eye Disease*	*Malaria*	*Dengue*
Rajanpur Last 24 Hours	199	139	137	0	126	19	24	0
Rajanpur Total	**39,741**	**15,127**	**29,841**	**1**	**17,383**	**1,315**	**859**	**14**
DG Khan Last 24 Hours	366	245	327	0	199	90	21	2
DG Khan Total	**33,256**	**20,742**	**27,768**	**4**	**16,783**	**4,914**	**186**	**34**

SOURCE: *DGHS-P&SHD-Punjab*

40-A ‹Lawrence Road, Lahore Phone: (92-42) 99204408, 99204409. Fax: 99204404, 99204405. Email: pdma.gop@gmail.com

Daily Situation Report of Rain/ Flood / Gauges
Provincial Disaster Management Authority (PDMA)
Board of Revenue
Government of the Punjab

Dated: 15.10.2022(15th June to 14th October) **Time: 1100 HRS**

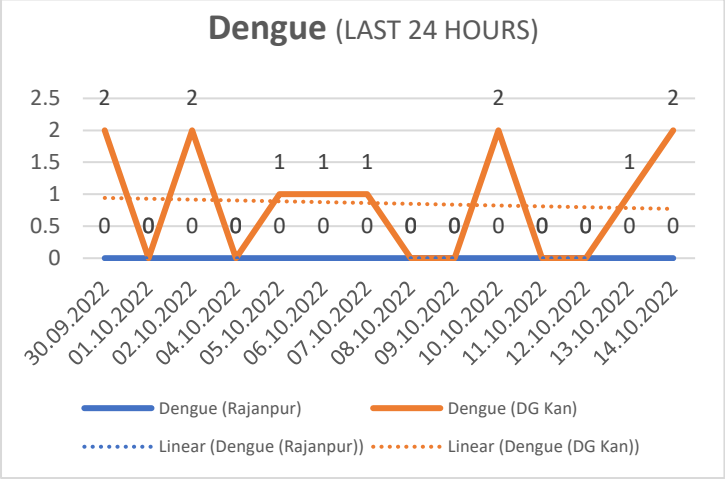

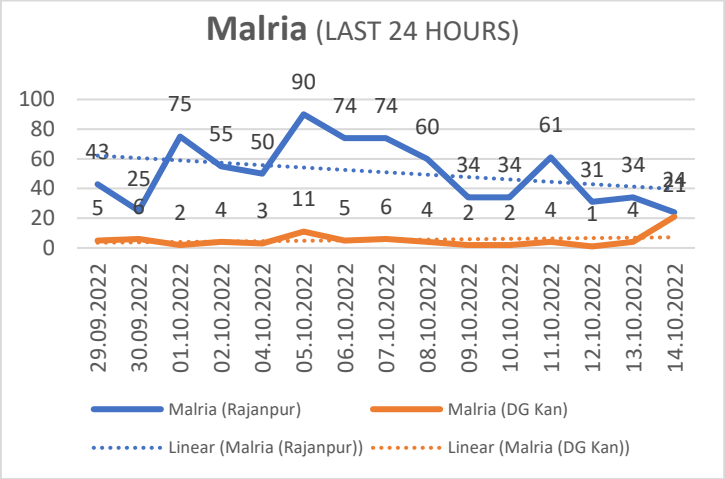

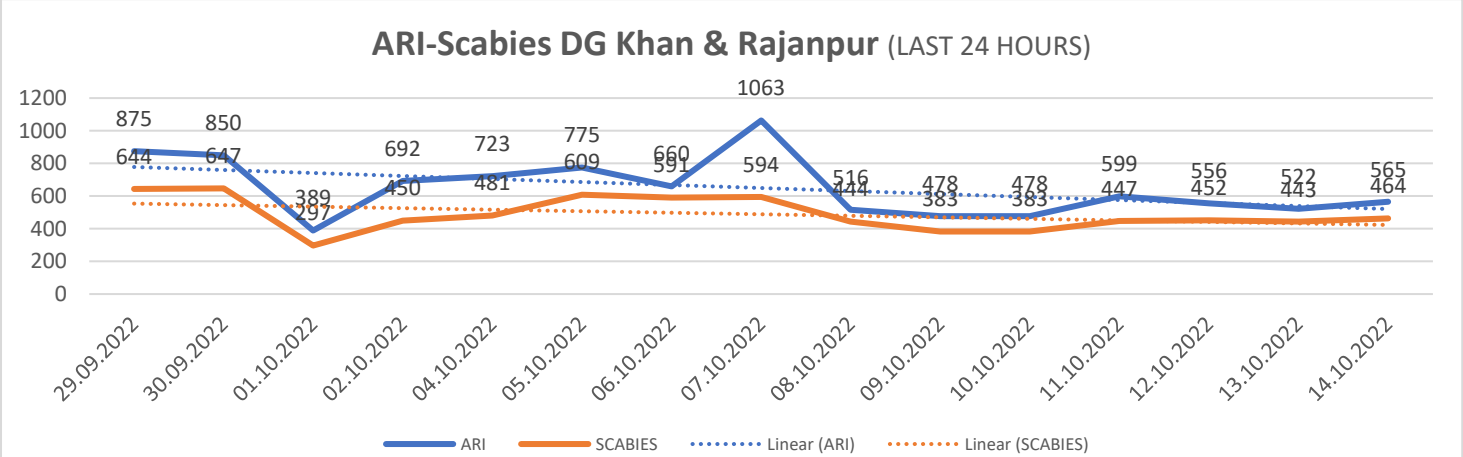

SOURCE: *DGHS-P&SHD-Punjab*

LIVESTOCK DAMAGES REPORT

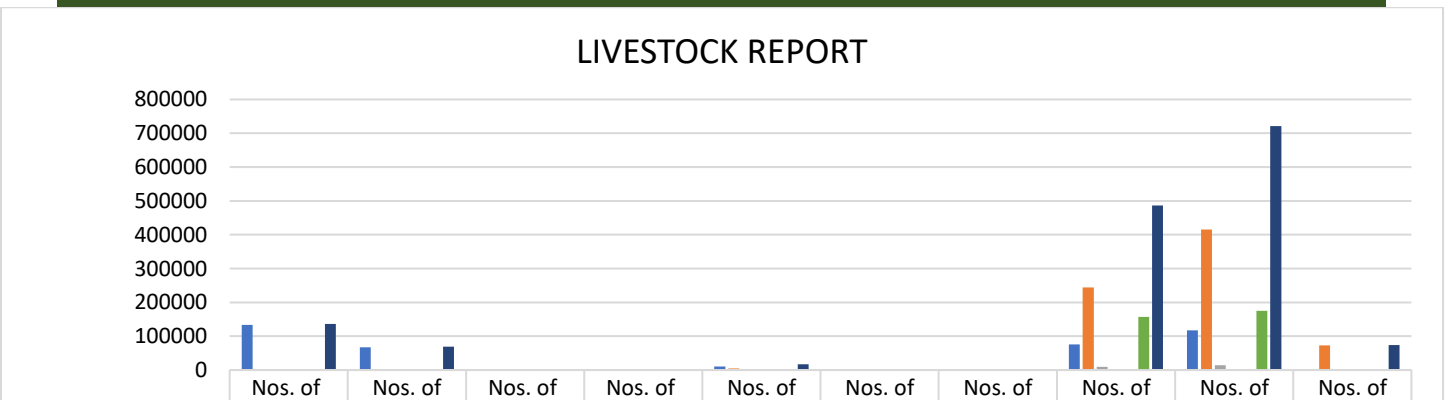

	Nos. of Animal Affected (small)	Nos. of Animal Affected (Large)	Nos. of Animal Perished (small)	Nos. of Animal Perished (Large)	Nos. of Animal Evacuated	Nos. of Animals in Relief Camps	Nos. of Animals in Open Places	Nos. of Animal Vaccinated Large	Nos. of Animal Vaccinated Small	Nos. of De-worming kit
Rajanpur	133211	67456	166	33	10,192	0	0	75,450	117,339	1500
DG Khan	2,641	1460	72	24	4767	0	0	244,498	415,039	72,514
Mianwali	276	95	213	63	3	0	0	9,424	14,238	0
Muzaffargarh	0	0	0	1	0	0	0	0	0	0
Sialkot	0	0	0	0	0	0	0	0	0	0
Layyah	2	5	0	0	1708	0	0	157315	174698	0
Total	136130	69016	451	121	16670	0	0	486687	721314	74014

SOURCE: *District Administration*

Daily Situation Report of Rain/ Flood / Gauges
Provincial Disaster Management Authority (PDMA)
Board of Revenue
Government of the Punjab

Dated: 15.10.2022(15th June to 14th October) **Time: 1100 HRS**

RESCUE & RELIEF PROVIDED AND COORDINATED BY PDMA/DDMAs

RESCUE AND RELIEF OPERATION



	Persons Evacuated / Rescued	Relief Camps Total Established	Relief Camps Operational	Persons in Relief Camps	Families in Relief Camps	Persons Treated (previous + today)	Total Rescuers	Boats Deployed
Rajanpur	46,768	40	0	0	0	129,297	580	81
DG Khan	17,626	30	0	0	0	37,975	550	50
Mianwali	142	7	0	0	0	3,275	112	10
Muzaffargarh	348	31	0	0	0	3,094	0	62
Sialkot	0	10	0	0	0	0	0	0
Layyah	12,851	66	0	0	0	9,071	120	80
Total	77,735	184	-	-	-	182,712	1,362	283

Rajanpur DG Khan Mianwali Muzaffargarh Sialkot Layyah Total

SOURCE: *District Administration*

RELIEF ITEMS PROVIDED

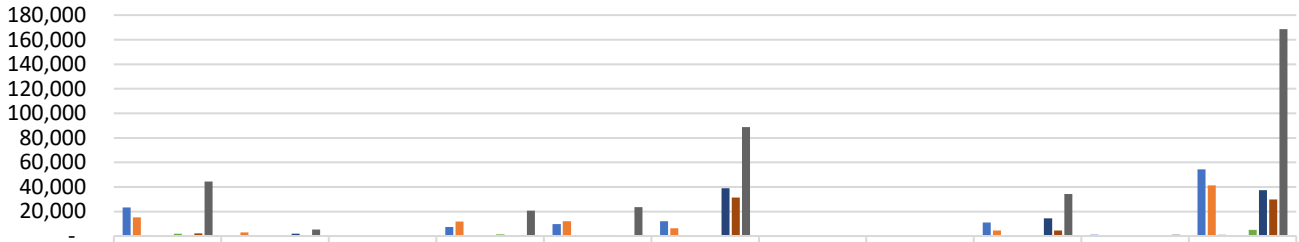

	Tents Distributed	Blankets	Mattress	Plastic Mats	Mosquito Nets	Water Bottles / Juices	Charpai (Cot)	Kitchen Sets	Atta Bags	Jerry Can	Food Hamper
Rajanpur	23,202	200	-	7,250	9,650	12,033	200	300	11,120	1,000	54,251
DG Khan	15,046	2990	0	11715	12050	6376	0	0	4400	0	41,200
Mianwali	730	0	0	0	0	0	0	0	0	0	1000
Muzaffargarh	414	0	0	0	0	0	0	0	0	0	0
Sialkot	523	0	0	200	200	0	0	0	0	0	0
Layyah	1,775	0	0	1,250	900	0	0	0	0	0	5,000
Donation from other districts to Rajanpur	637	1,823	250	60	685	38,978	180	0	14,309	0	37,288
Donation from other districts to DG Khan	2,094	298	110	160	20	31,471	144	0	4,388	0	29,810
Total	44,421	5,311	360	20,635	23,505	88,858	524	300	34,217	1,000	168,549

Rajanpur DG Khan Mianwali Muzaffargarh Sialkot Layyah Donation from other districts to Rajanpur Donation from other districts to DG Khan Total

Cooked food has been provided for three times a day in relief camps

SOURCE: *District Administration*

RELIEF PROVIDED TO OTHER PROVINCES BY PDMA

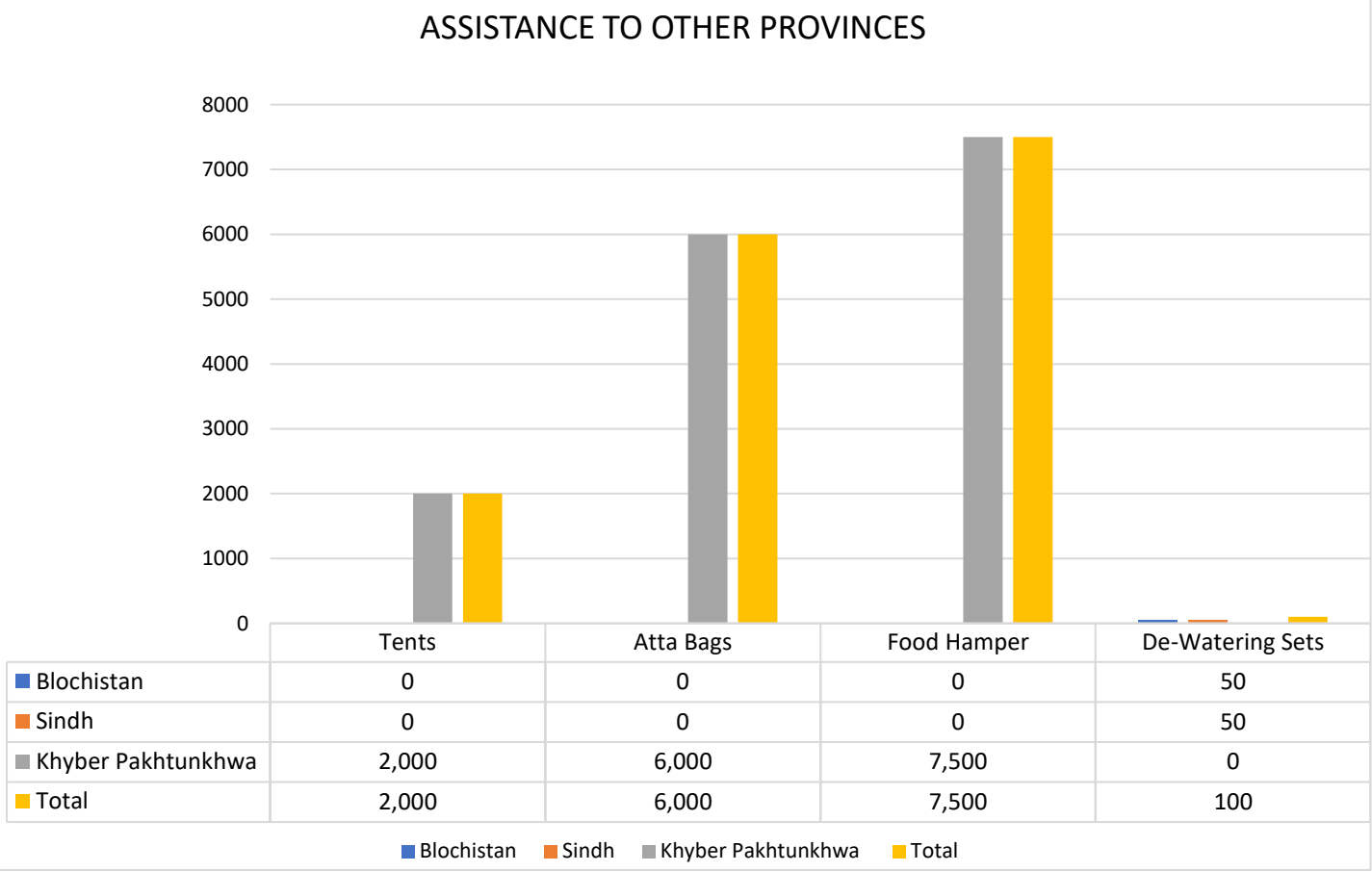

	Tents	Atta Bags	Food Hamper	De-Watering Sets
Blochistan	0	0	0	50
Sindh	0	0	0	50
Khyber Pakhtunkhwa	2,000	6,000	7,500	0
Total	2,000	6,000	7,500	100

HEALTH ASSISTANCE TO OTHER PROVINCES

Provinces	Total No. of Health Teams	Mobile Health Units	Doctors	Health Staff	Total Patients Treated	Remarks
Balochistan	5	10	23	18	29,183	Health assistance operation closed in Balochistan on 02.10.2022. 5 teams provided services from 09.09.2022 to 02.10.2022.
Sindh	7	0	85	99	19,961	Health assistance operation closed in Sindh on 15.09.2022. 7 teams provided services from 08.09.2022 to 15.09.2022.
Sindh	2	2	4	14	10,638	2 new health team arrived on 02.10.2022 at District Khairpur Mirs Sindh & Kambar Shadadkot Sindh and currently providing health services.
Total	**14**	**10**	**112**	**131**	**59,782**	

Daily Situation Report of Rain/ Flood / Gauges
Provincial Disaster Management Authority (PDMA)
Board of Revenue
Government of the Punjab

Dated: 15.10.2022(15th June to 14th October) **Time: 1100 HRS**

RESCUE & RELIEF PROVIDED BY HUMANITARIAN AGENCIES

RELIEF ITEMS PROVIDED

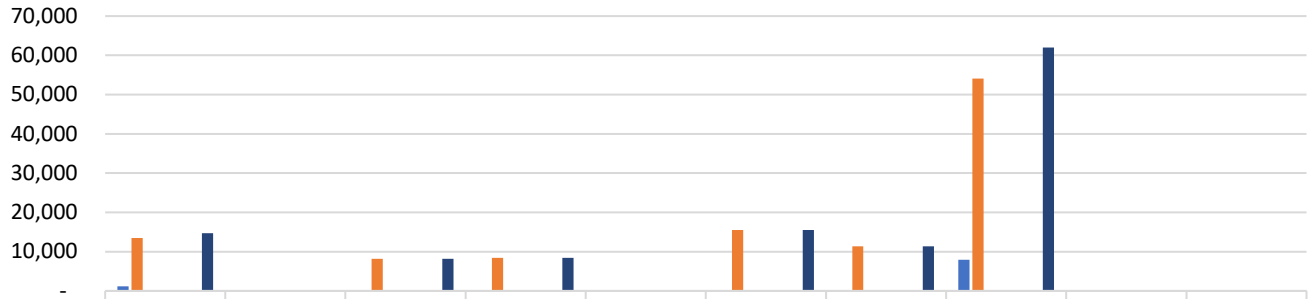

	Tents (Nos)	Blankets (Nos)	Plastic Mats (Nos)	Mattress (Nos)	Mats (Nos)	Water Bottles / Juices (Nos)	Atta Bags (Nos)	Food Hamper (Nos)	Quilts (Nos)	Tarpaulin (Nos)
Rajanpur	1,190	0	0	0	0	0	0	7,946	0	0
DG Khan	13,509	0	8,165	8,442	104	15,540	11,391	54,050	0	0
Mianwali	0	0	0	0	0	0	0	0	0	0
Muzaffargarh	0	0	0	0	0	0	0	0	0	0
Sialkot	0	0	0	0	0	0	0	0	0	0
Layyah	0	0	0	0	0	0	0	0	0	0
Total	14,699	0	8,165	8,442	104	15,540	11,391	61,996	0	0

Rajanpur DG Khan Mianwali Muzaffargarh Sialkot Layyah Total

SOURCE: *District Administration*

1. Chief Secretary Punjab
2. SMBR\Relief Commissioner
3. All Secretaries to Government of the Punjab
4. All Commissioners and Deputy Commissioners in Punjab

1st Shift In-charge
CONTROL ROOM
PDMA, Lahore, Punjab