



Daily Situation Report of Rain/ Flood / Gauges

Provincial Disaster Management Authority (PDMA)

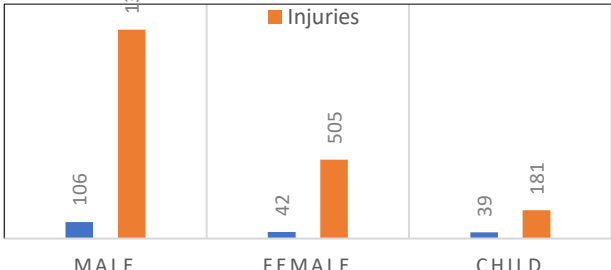
Board of Revenue

Government of the Punjab



Dated: 30.08.2022(15th June to 29th August)

Time: 11:00 HRS

RIVERS (FFD) (600HRS)				MAJOR RAINFALL PAST 24 HOURS (PMD)			PRECIPITATION NEXT 24 HOURS (FORECAST)	
River / Structure	Design Capacity (Cusecs)	Actual Observed Flow		Location / District	MM		Location / District	Level
		In Flow	Out Flow					
RIVER INDUS				Lahore	97		Bahawalnagar	L
Tarbela	1,500,000	222000	215000(L)	Okara	30			
Kalabagh	950,000	384659	380159(M)	Sialkot	17			
Chashma	950,000	519109	503625(H)	Khanewal	15			
Taunsa	1100,000	622095	622095(H)	Sahiwal	14			
RIVER JHELUM				Gujranwala	12			
Mangla	1,060,000	30000	10555(N)	Bahawalnagar & T.T Singh	01			
Rasul	850,000	5805	Nil					
RIVER CHENAB								
Marala	1,100,000	54921	27571(N)					
Khanki	800,000	38367	31215(N)					
Qadirabad	807,000	36075	16075(N)					
Trimmu	645,000	37411	25161(N)					
Punjnad	700,000	43740	34640(N)					
RIVER RAVI								
Jassar	275,000	Nil	8597(N)					
Shahdara	250,000	Nil	14129(N)					
RIVER SUTLEJ				RESERVOIRS SITUATION				
G.S. WALA	-	Nil	33	Dams	Total Capacity (ft)	2020 (ft)	2020 (ft)	2022 (ft)
Sulemanki	325,000	20022	8231(N)	Terbela	1550.00	1550.00	1547.65	1550.00
Islam	300,000	6480	5397(N)	Mangla	1242.00	1241.45	1199.40	1185.30
NULLAHS				TOTAL LOSSES AND DAMAGES 15-06-2022 TO 29-08-2022				
Aik (Ura)	17,000	-	184	GENDER WISE DEATH AND INJURIES				DEATHS: 187
Palkhu (wza)	3,000	-	810(N)					INJURIES: 2023
Bhed	3,500	-	795(N)					*Late reporting of 18 deaths by DG Khan without bifurcation of M/F/C added* further improvement will be made in next report
Bein (Shakargar h)	10,000	-	846(N)					
Deg (Kingra)	25,000	-	3025(N)					
Basanter	7,500	-	52(N)					
Lai (katarian)	20ft	-	-					
Vidore	-	-	-					
Sakhi Sarwar	-	-	-					
Mithawan	-	-	-					

LOSSES REPORT (LAST 24 HOURS)

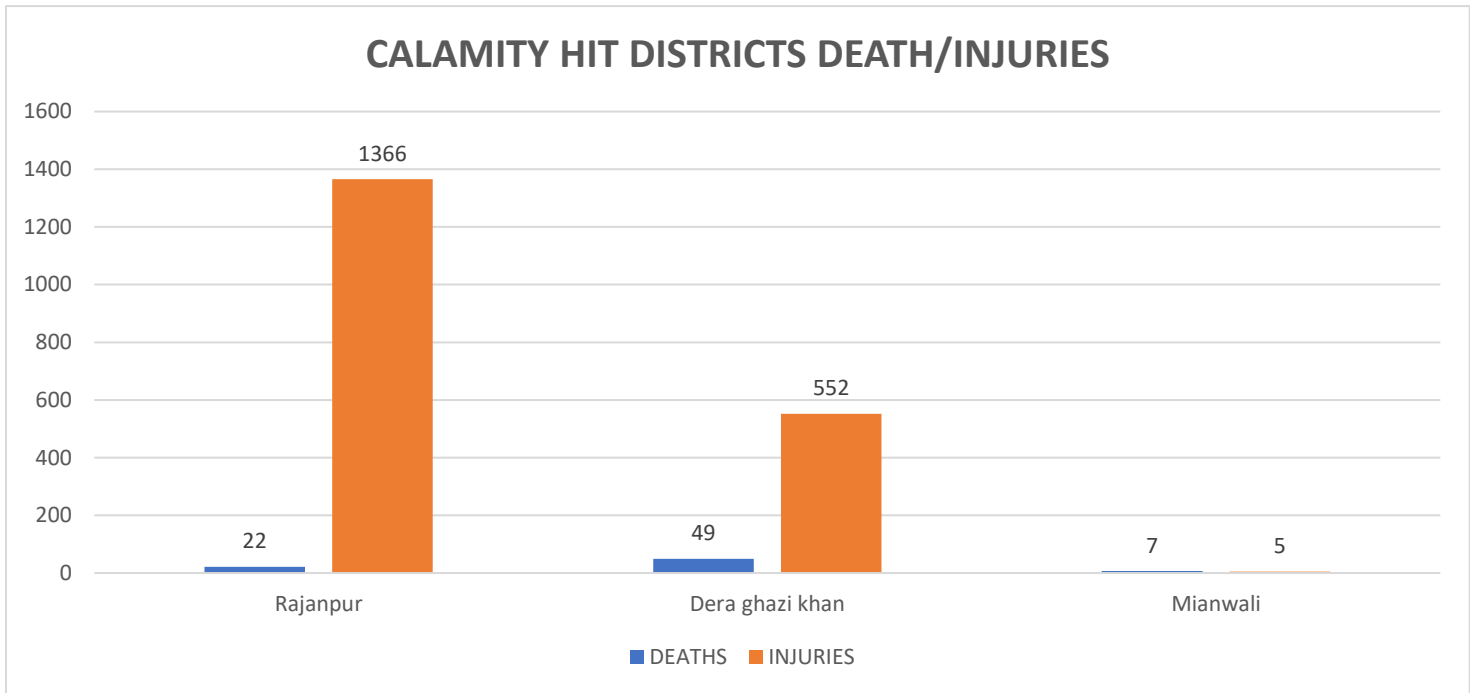
District	Deaths			Injuries			Remarks
	M	F	C	M	F	C	
-	-	-	-	-	-	-	-
-	-	-	-	-	-	-	-
-	-	-	-	-	-	-	-
-	-	-	-	-	-	-	-



Dated: 30.08.2022(15th June to 29th August)

Time: 11:00 HRS

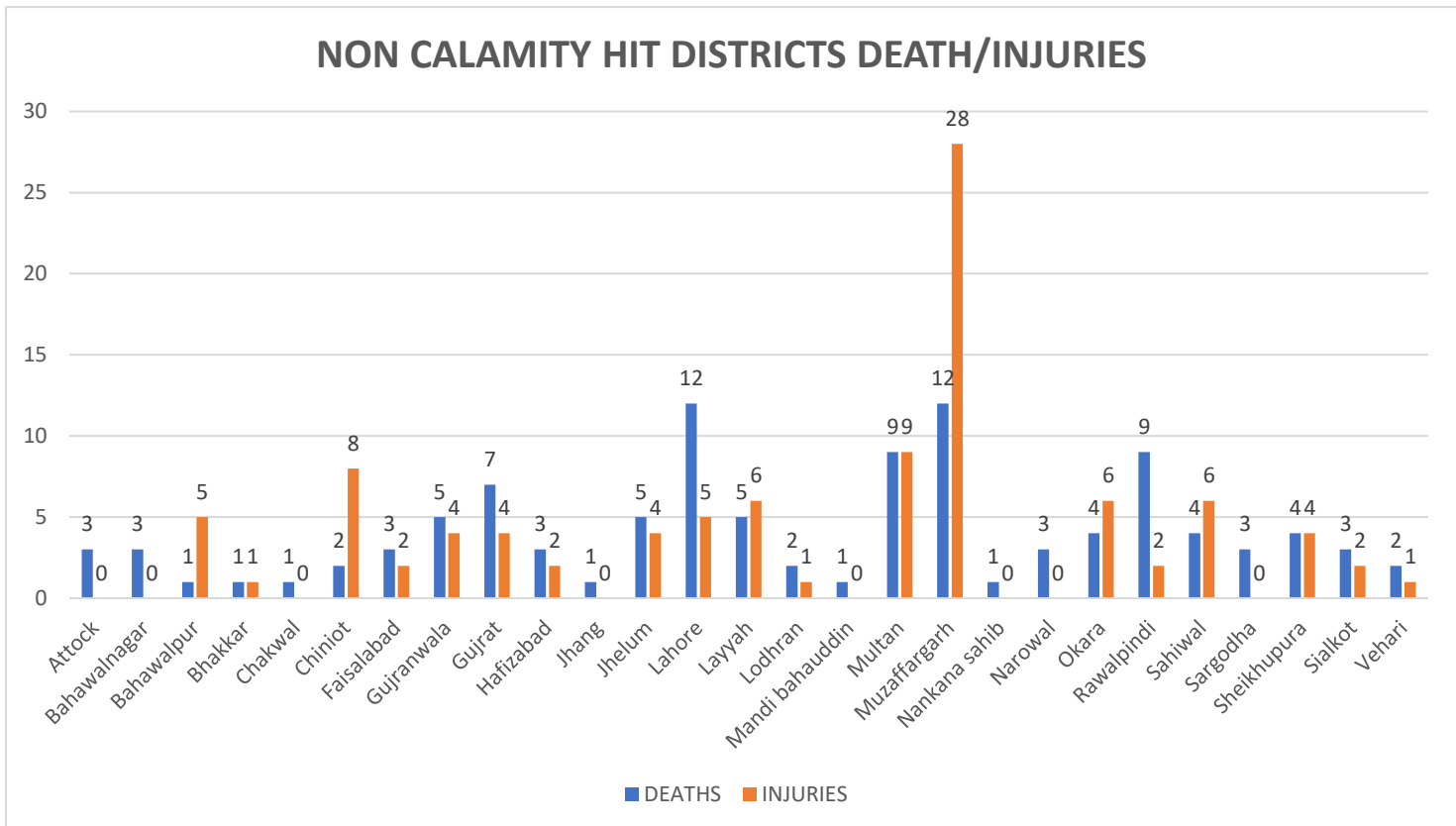
SUMMARY OF DISTRICT-WISE DEATH/INJURIES DURING MONSOON



Total Deaths: 78

SOURCE: District Administration

Total Injuries: 1923



Total Deaths: 109

SOURCE: District Administration

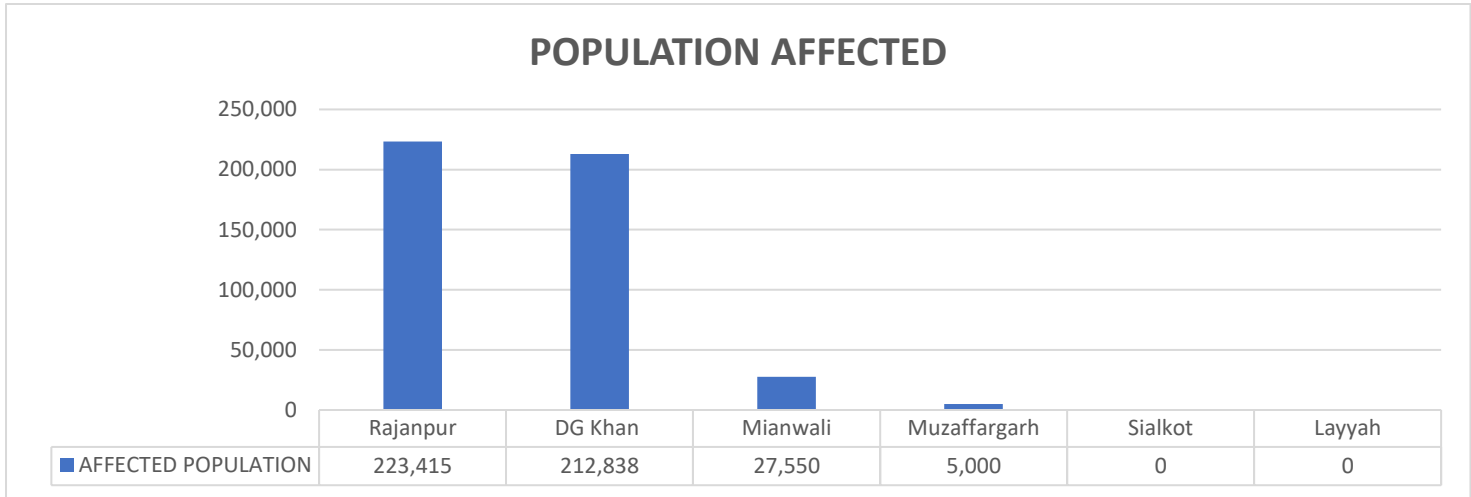
Total Injuries: 100



Dated: 30.08.2022(15th June to 29th August)

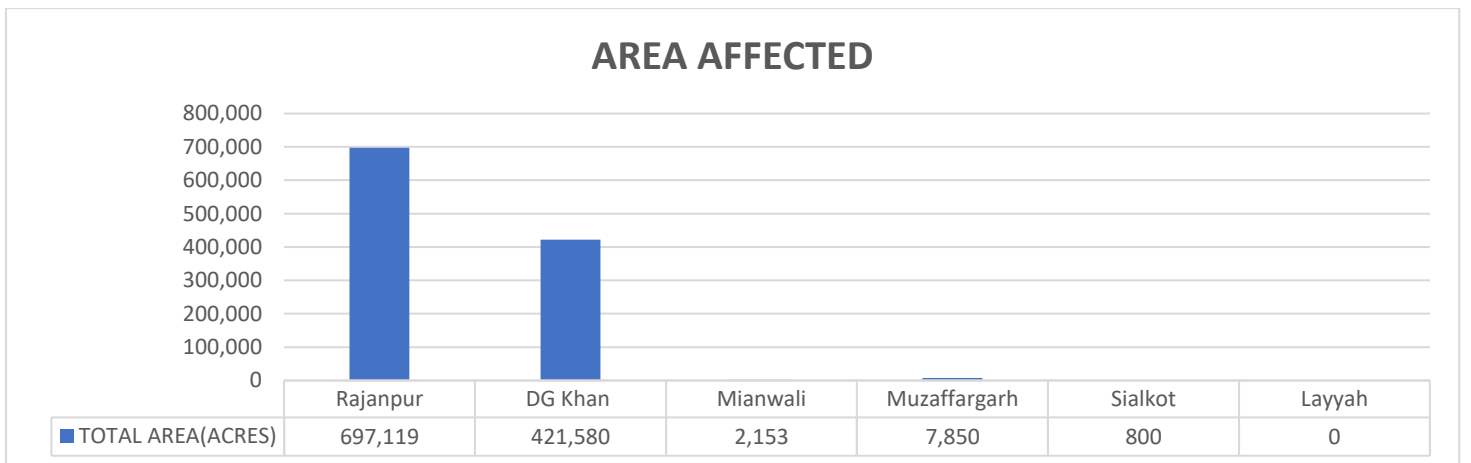
Time: 11:00 HRS

SUMMARY OF INFRASTRUCTURE & DAMAGE



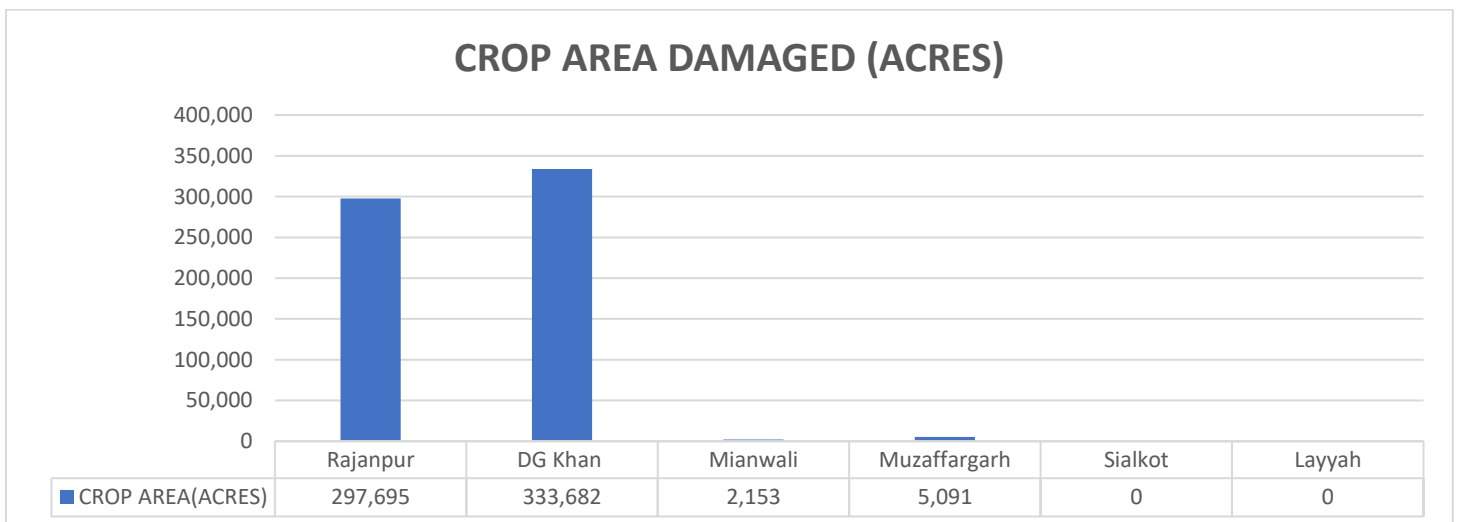
POPULATION AFFECTED: 468,803

SOURCE: District Administration



TOTAL AREA AFFECTED: 1,129,502 Acres

SOURCE: District Administration



TOTAL CROP AREA DAMAGED: 638,621 Acres

SOURCE: District Administration



Daily Situation Report of Rain/ Flood / Gauges

Provincial Disaster Management Authority (PDMA)

Board of Revenue

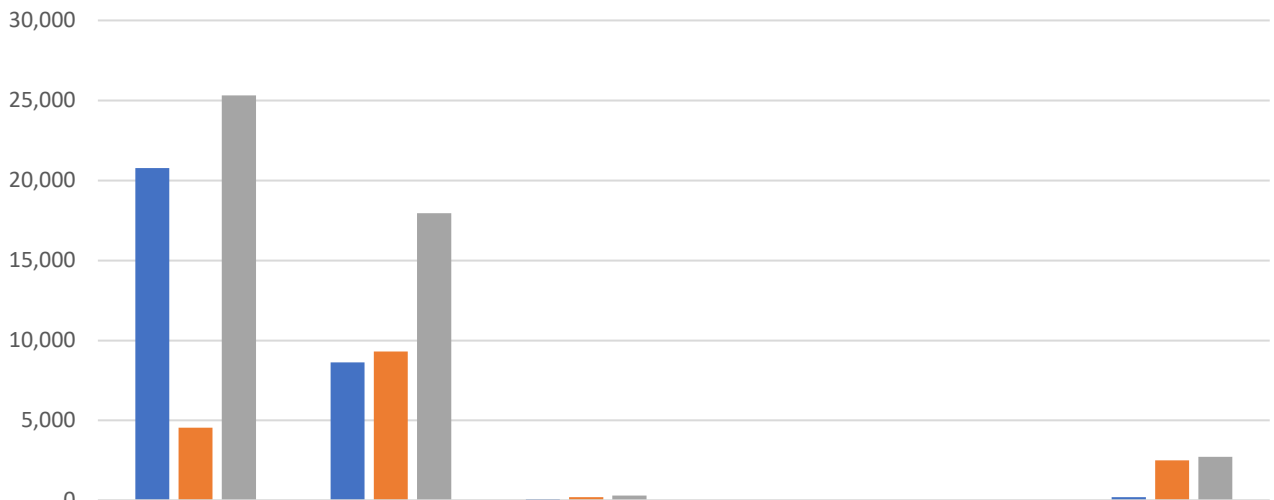
Government of the Punjab



Dated: 30.08.2022(15th June to 29th August)

Time: 11:00 HRS

DISTRICT-WISE HOUSE DAMAGES

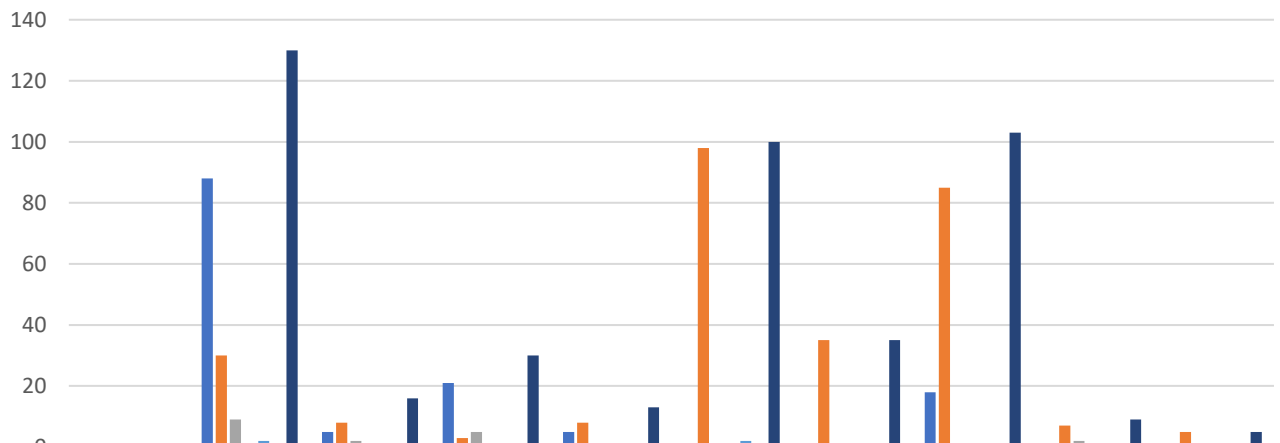


	Rajanpur	DG Khan	Mianwali	Muzaffargarh	Sialkot	Layyah
PARTIALLY	20,773	8,635	91	10	9	212
FULLY	4,541	9,319	216	0	0	2,514
PARTIALLY+FULLY	25,314	17,954	307	10	9	2,726

Total House Damages: 46,320

SOURCE: District Administration

INFRASTRUCTURE DAMAGE REPORT



	Rail Tracks	Road Damaged	Bridge	Canals	Embankments	Shops	Hotel	Schools inundated	Health inundated	Others
Rajanpur	0	88	5	21	5	0	0	18	0	0
DG Khan	0	30	8	3	8	98	35	85	7	5
Mianwali	0	9	2	5	0	0	0	0	2	0
Muzaffargarh	0	1	0	1	0	0	0	0	0	0
Sialkot	1	2	1	0	0	2	0	0	0	0
Layyah	0	0	0	0	0	0	0	0	0	0
Total	1	130	16	30	13	100	35	103	9	5

SOURCE: District Administration



Daily Situation Report of Rain/ Flood / Gauges

Provincial Disaster Management Authority (PDMA)

Board of Revenue

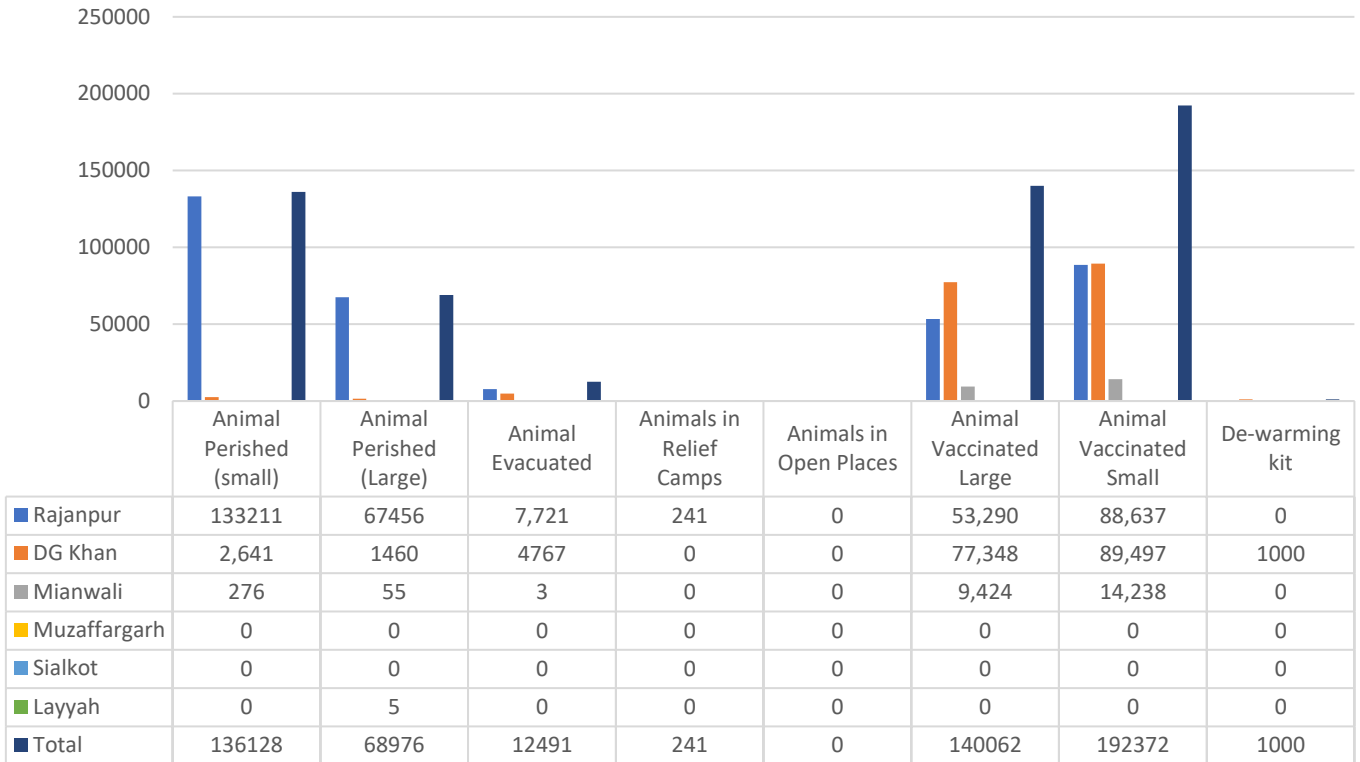
Government of the Punjab



Dated: 30.08.2022(15th June to 29th August)

Time: 11:00 HRS

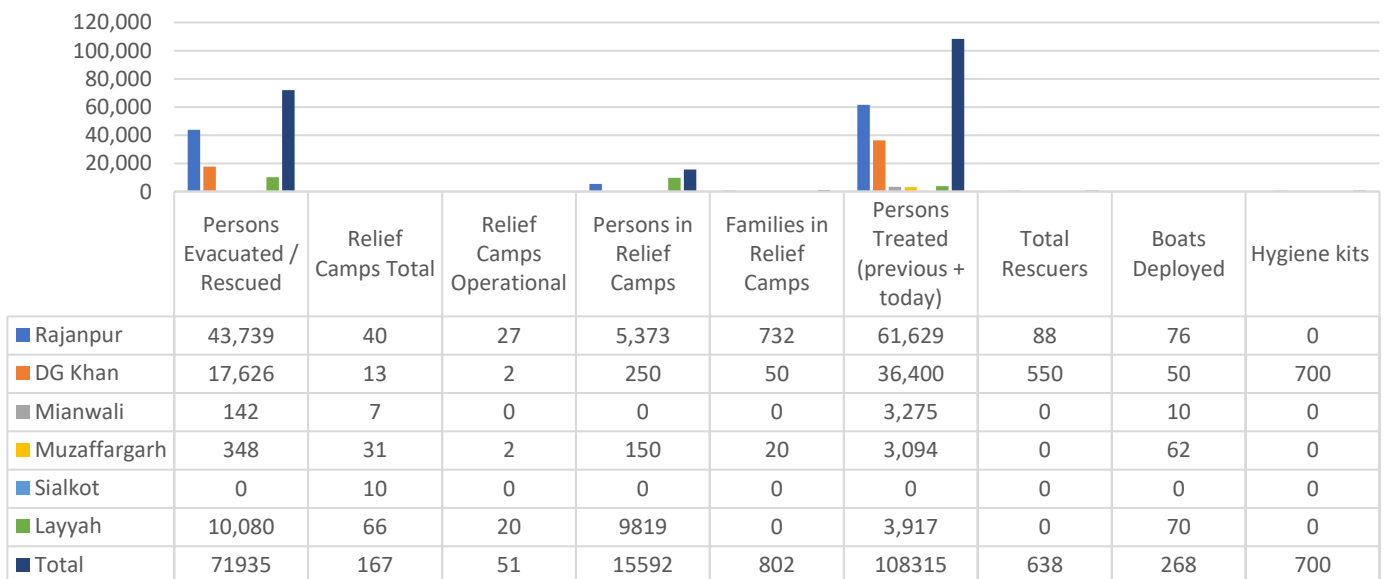
LIVESTOCK REPORT



SOURCE: District Administration

RESCUE & RELIEF PROVIDED AND COORDINATED BY PDMA/DDMAS

RESCUE AND RELIEF OPERATION



■ Rajanpur ■ DG Khan ■ Mianwali ■ Muzaffargarh ■ Sialkot ■ Layyah ■ Total

SOURCE: District Administration



Daily Situation Report of Rain/ Flood / Gauges

Provincial Disaster Management Authority (PDMA)

Board of Revenue

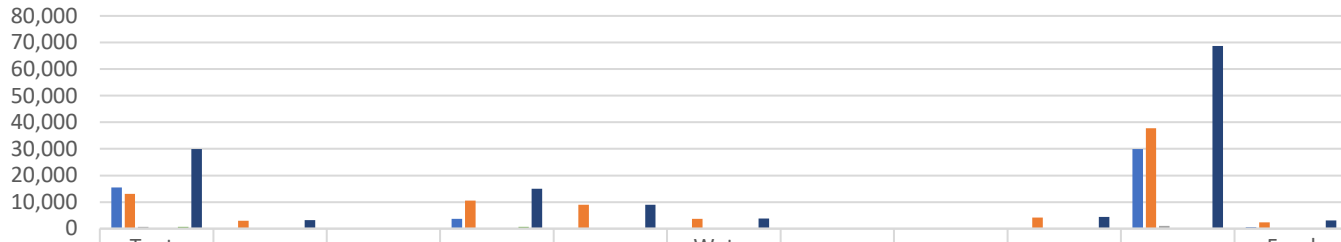
Government of the Punjab



Dated: 30.08.2022(15th June to 29th August)

Time: 11:00 HRS

RELIEF ITEMS PROVIDED




	Tents Distributed	Blankets	Mattress	Plastic Mats	Mosquito Nets	Water Bottles / Cans	Quilts	Tarpaulin	Atta Bags	Food Hamper	Food Served (Daigs)
Rajanpur	15,452	200	0	3,750	0	100	0	0	200	29,937	600
DG Khan	13,046	2,990	0	10,515	9,050	3,690	0	0	4,200	37,700	2,331
Mianwali	730	0	0	0	0	0	0	0	0	1,000	75
Muzaffargarh	0	0	0	0	0	0	0	0	0	0	0
Sialkot	0	0	0	0	0	0	0	0	0	0	0
Layyah	735	0	0	735	0	0	0	0	0	0	32
Total	29,963	3,190	0	15,000	9,050	3,790	0	0	4,400	68,637	3,038

■ Rajanpur ■ DG Khan ■ Mianwali ■ Muzaffargarh ■ Sialkot ■ Layyah ■ Total

SOURCE: District Administration

RESCUE & RELIEF PROVIDED BY HUMANITARIAN AGENCIES

RELIEF ITEMS PROVIDED



	Tents	Blankets	Mattress	Mats	Water Bottles / Cans	Food Hamper	Quilts	Tarpaulin
Rajanpur	0	0	0	0	0	5,551	0	0
DG Khan	0	0	0	0	0	5,700	0	0
Mianwali	0	0	0	0	0	0	0	0
Muzaffargarh	0	0	0	0	0	0	0	0
Sialkot	0	0	0	0	0	0	0	0
Layyah	0	0	0	0	0	0	0	0
Total	0	0	0	0	0	11,251	0	0

■ Rajanpur ■ DG Khan ■ Mianwali ■ Muzaffargarh ■ Sialkot ■ Layyah ■ Total

SOURCE: District Administration

CC

1. Chief Secretary Punjab
 2. SMBR\Relief Commissioner
 3. All Secretaries to Government of the Punjab
 4. All Commissioners and Deputy Commissioners in Punjab
- Lahore

Amal
1st Shift In-charge
CONTROL ROOM
PDMA, Punjab,