Daily SMOG Situation Report (Sit-Rep)
Provincial Disaster Management Authority (PDMA)
Government of Punjab
15-02-2022

Highlights

Description	01-10-2021 to 13-02-2022	Yesterday Activities	Today Activities	Total
Fine Imposed (Consolidated) (Rs.)	153,847,363	343,150	419,650	154,938,663
Fine By Transport Department (Rs.)	12,263,700	0	0	12,417,200
Fine By Traffic Police (Rs.)	41,834,163	276,150	282,850	42,393,163
Fine By Local Government Department (Rs.)	2,854,804	17,000	16,800	2,888,604
Fine By Industries Department (Rs.)	106,000	0	0	106,000
Fine By Environment Department / District Administration (Rs.)	80,741,196	50,000	120,000	81,086,196
Fine By District Administration on Stubble Burning (Rs.)	16,047,500	0	0	16,047,500
FIRs	3,233	8	9	3,250
Persons Arrested	202	0	0	202
Vehicles Challaned	134,756	663	865	136,470
Vehicles Impounded	12,449	71	98	12,652
Industrial Units Sealed	954	1	0	955
Brick Kilns Sealed	503	1	0	504
Congestion/Choking Points Cleared By CTP (Lahore)	3,189	45	21	3,255





Traffic Police

Action Against Smog

Description	Till 13-02-2022	Yesterday Activities	Today Activities	Total
Vehicles Challaned	120,051	663	865	121,579
Vehicles Impounded	9,227	71	98	9,396
FIRs	69	0	0	69
Fine	41,834,163	276,150	282,850	42,393,163

Transport Department

Action Against Smoke Emitting Vehicles

Description	Till 13-02-2022	Yesterday Activities	Today Activities	Total
Vehicles Challaned	14,891	0	0	14,891
Vehicles Impounded	3,256	0	0	3,256
FIRs	4	0	0	4
Fine	12,417,200	0	0	12,417,200

Note: Action against smog started from 01-10-2021.

Drive to mitigate smog continues across Punjab

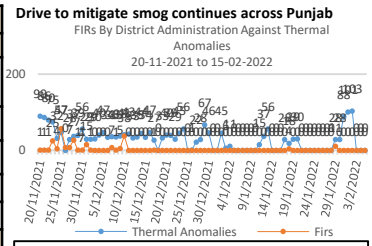

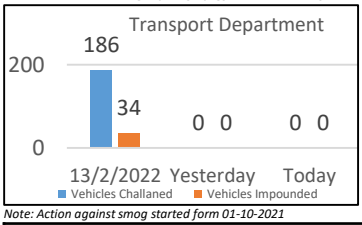

Note: Action against smog started form 01-10-2021

Air Quality Index

City	AQI
Lahore ($PM_{2.5}$)	Gulberg 178 Punjab University 176
Faisalabad (PM_{10})	173
Rawalpindi (PM_{10})	112
Bahawalpur ($PM_{2.5}$)	240
Sargodha ($PM_{2.5}$)	173
Gujranwala ($PM_{2.5}$)	177
Sahiwal ($PM_{2.5}$)	168
Multan ($PM_{2.5}$)	168
DG Khan ($PM_{2.5}$)	159

Source : EPD, *IQ Air*

Note: Please limit your outdoor activities when AQI goes above 200

Agriculture/ District Administration (Stubble Burning)

Description	Till 13-02-2022	Yesterday Activities	Today Activities	Total
FIRs	1,493	0	0	1,493
Fine	16,047,500	0	0	16,047,500

Zigzag Conversion Status of Brick Kilns

Description	Total Brick Kilns	Total Functional Brick Kilns	Total Non-Functional Brick Kilns	Converted to Zigzag Methodology
No. of Brick Kilns	8,147	7,986	161	7,986

Action Against Brick Kilns

Description	Till 13-02-2022	Yesterday Activities	Today Activities	Total
FIRs	73	0	0	73
Sealed	98	0	0	98
Fine	106,000	0	0	106,000

Environment Protection Department

Action Against Industrial Units/Stone Crushers

Description	Till 13-02-2022	Yesterday Activities	Today Activities	Total
FIRs	443	0	0	443
Sealed	857	1	0	858

Local Government Department

Action Taken Against Burning Of Waste/Tyre/ Plastic

Description	Till 13-02-2022	Yesterday Activities	Today Activities	Total
Fine	258,802	1,500	2,000	262,302
FIRs	7	0	0	7

Action Against Encroachments

Description	Till 13-02-2022	Yesterday Activities	Today Activities	Total
Fine	2,596,002	15,500	14,800	2,626,302
FIRs	34	0	0	34

Sprinkling

Description	Till 13-02-2022	Yesterday Activities	Today Activities	Total
Sprinkling (No of Areas)	12,057	78	82	12,217
No. of Road Shoulder Repaired	406	0	0	406

Industries Department

Action Against Sub-Standard Fuel

Description	Till 13-02-2022	Yesterday Activities	Today Activities	Total
FIRs	1,106	8	9	1,123
Sealed	491	1	0	492
Fine	77,978,196	50,000	120,000	78,148,196