Daily SMOG Situation Report (Sit-Rep)
Provincial Disaster Management Authority (PDMA)
Government of Punjab
01-12-2020

Highlights

Description	Till 29-11-2020	Yesterday Activities	Today Activities	Total
Fine imposed (Consolidated)	46,469,280	205,830	2,222,090	48,897,200
Fine By Transport Department	13,405,320	141,380	281,400	13,828,100
Fine By Traffic Police	23,206,150	49,150	1,659,890	24,915,190
Fine By Local Government Department	9,691,310	15,300	280,800	9,987,410
FIRs	4,248	8	18	4,274
Persons Arrested	518	1	8	527
Vehicles Fined	84,175	442	4,798	89,415
Vehicles Impounded	10,026	30	483	10,539
Industries Sealed	2,395	38	71	2,504
Brick Kilns Sealed	1,516	32	60	1,608
Congestion/Choking Points Cleared By CTP(Lahore)	749	30	28	807

Current Status of Brick Kilns in Punjab

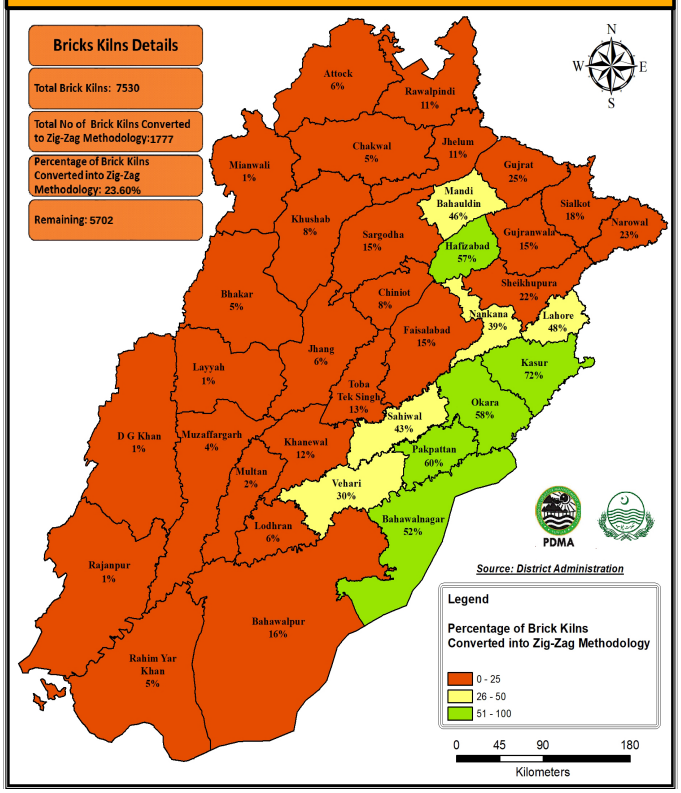

Drive against smog activities continues vigorously

Agriculture/ District Administration (Stubble Burning)

Description	Till 29-11-2020	Yesterday Activities	Today Activities	Total
FIRs	2,927	2	8	2,937

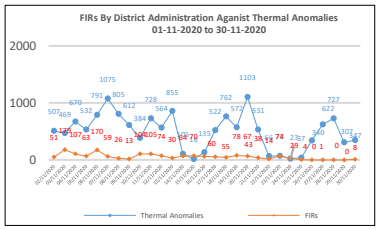

Air Quality Index	
City	AQI
Lahore	218
Faisalabad	122
Rawalpindi	191
Gujranwala	151
Multan	176
Mianwali	95

Reporting Time & Date: 1900 Hrs, Nov 30, 2020

Note: "Please limit your outdoor activities when AQI goes above 200"

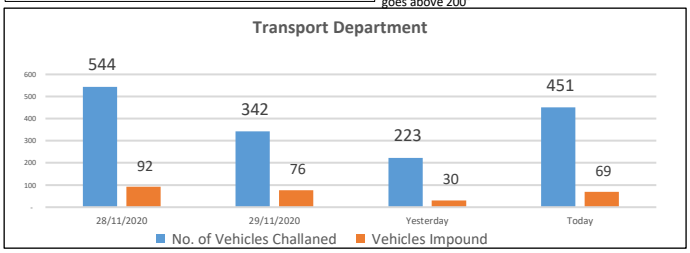

Note: Action against smog started form 14-09-2020

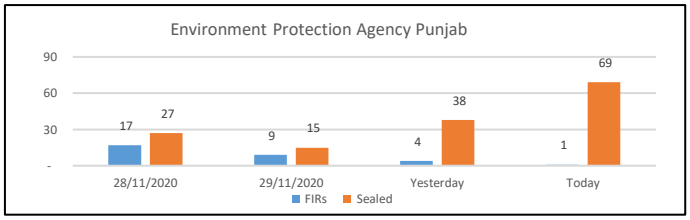

Note: Action against smog started form 20-10-2020.

Local Government Departments

Action Taken Against Burning Of Waste/Tyre/ Plastic

Description	Till 29-11-2020	Yesterday Activities	Today Activities	Total
Fine	957,818	-	14,000	971,818
FIRs	77	-	1	78

Action Against Encroachments

Description	Till 29-11-2020	Yesterday Activities	Today Activities	Total
Fine	8,733,492	15,300	266,800	9,015,592
FIRs	82	1	4	87

Sprinkling

Description	Till 29-11-2020	Yesterday Activities	Today Activities	Total
Sprinkling (No of Areas)	29,044	258	988	30,290
No. of Road Shoulder Repaired	2,100	8	73	2,181

Traffic Police

Action Against Smog

Description	Till 29-11-2020	Yesterday Activities	Today Activities	Total
No. of Vehicles Challaned	52,326	203	3,406	55,935
Vehicles Impounded	4,570	-	305	4,875
FIRs	-	-	-	-
Fine	17,635,750	41,150	1,142,440	18,819,340

Action Against Uncovered Transportation

Description	Till 29-11-2020	Yesterday Activities	Today Activities	Total
No. of Vehicles Challaned	10,387	16	941	11,344
Vehicles Impounded	1,335	-	109	1,444
FIRs	93	-	2	95
Fine	5,570,400	8,000	517,450	6,095,850

Industries

Description	Till 29-11-2020	Yesterday Activities	Today Activities	Total
FIRs	56	1	2	59
Sealed	89	-	2	91
Fine	166,500	-	-	166,500