



Daily SMOG Situation Report (Sit-Rep)

Provincial Disaster Management Authority (PDMA)

Government of Punjab

03-02-2021

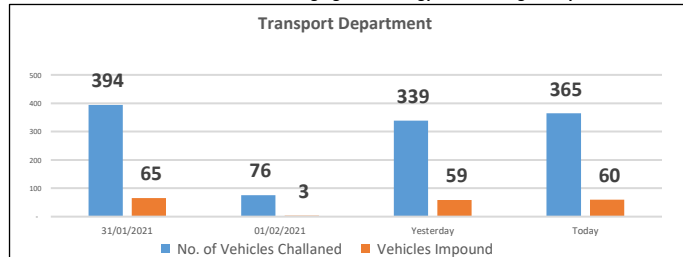


Highlights

Description	Till 01-02-2021	Yesterday Activities	Today Activities	Total
Fine imposed (Consolidated)	101,210,304	713,350	774,300	102,697,954
Fine By Transport Department	26,753,314	179,450	172,150	27,104,914
Fine By Traffic Police	51,150,960	341,050	379,550	51,871,560
Fine By Local Government Department	21,494,530	175,850	204,600	21,874,980
FIRs	5,018	5	6	5,029
Persons Arrested	624	4	3	631
Vehicles Fined	179,793	1,225	1,313	182,331
Vehicles Impounded	19,748	158	163	20,069
Industries Sealed	3,709	13	9	3,731
Brick Kilns Sealed	2,412	6	3	2,421
Congestion/Choking Points Cleared By CTP(Lahore)	2,944	36	78	3,058

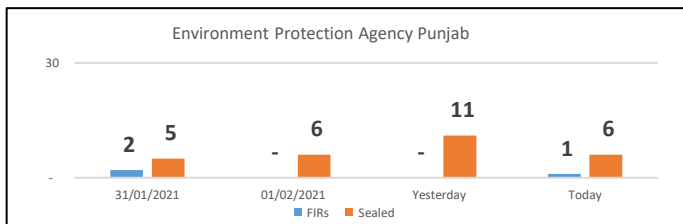


Drive to convert traditional brick-kilns into zigzag methodology continues vigorously



Agriculture/ District Administration (Stubble Burning)

Description	Till 27-01-2021	Yesterday Activities	Today Activities	Total
FIRs	3,047	4	3	3,054
Fine	1,168,000	0	0	1,168,000



Traffic Police

Action Against Smog

Description	Till 27-01-2021	Yesterday Activities	Today Activities	Total
No. of Vehicles Challaned	106,720	603	654	107,977
Vehicles Impounded	9,111	78	75	9,264
FIRs	-	-	-	-
Fine	36,305,060	197,100	221,550	36,723,710

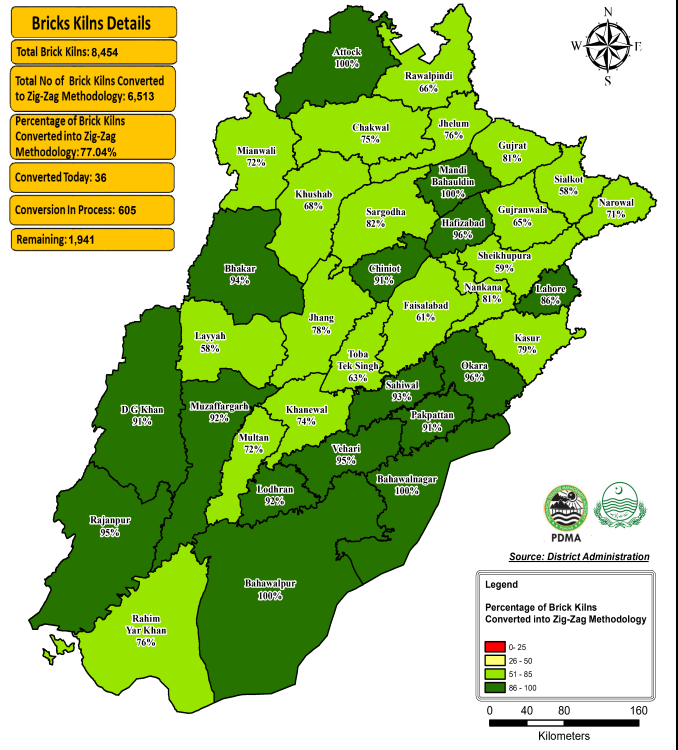
Action Against Uncovered Transportation

Description	Till 27-01-2021	Yesterday Activities	Today Activities	Total
No. of Vehicles Challaned	28,184	283	294	28,761
Vehicles Impounded	2,996	21	28	3,045
FIRs	165	-	-	165
Fine	14,845,900	143,950	158,000	15,147,850

Current Status of Brick Kilns in Punjab

Bricks Kilns Details

Total Brick Kilns: 8,484
Total No of Brick Kilns Converted to Zig-Zag Methodology: 6,513
Percentage of Brick Kilns Converted into Zig-Zag Methodology: 77.04%
Converted Today: 36
Conversion in Process: 605
Remaining: 1,941



Brick kilns Conversion Performance						Air Quality Index	
Top Performing Districts			Lagging Behind Districts			City	AQI
Sr.#	District	%	Sr.#	District	%		
1	Mandi Bahaudin	100%	1	Layyah	58%	Lahore	165
2	Bahawalpur	100%	2	Siakot	58%	Faisalabad	139
3	Bahawalnagar	100%	3	Sheikhupura	59%	Rawalpindi	139
4	Attock	100%	4	Faisalabad	61%	Gujranwala	120
5	Hafizabad	96%	5	Toba Tek Singh	63%	Multan	139
						Mianwali	117
Reporting Time & Date: 1600 Hrs Feb 03, 2021							
Source: Press Note released on 03/02/2021							

Local Government Departments

Action Taken Against Burning Of Waste/Tyre/ Plastic

Description	Till 27-01-2021	Yesterday Activities	Today Activities	Total
Fine	1,588,934	3,000	1,000	1,592,934
FIRs	104	-	-	104

Action Against Encroachments

Description	Till 27-01-2021	Yesterday Activities	Today Activities	Total
Fine	19,905,596	172,850	203,600	20,282,046
FIRs	125	-	1	126

Sprinkling

Description	Till 27-01-2021	Yesterday Activities	Today Activities	Total
Sprinkling (No of Areas)	74,980	607	627	76,214

Description	Till 27-01-2021	Yesterday Activities	Today Activities	Total
No. of Road Shoulder Repaired	6,132	48	64	6,244

Industries

Description	Till 27-01-2021	Yesterday Activities	Today Activities	Total
FIRs	130	1	1	132
Sealed	285	2	3	290
Fine	643,500	17,000	18,000	678,500