



Daily SMOG Situation Report (Sit-Rep)
Provincial Disaster Management Authority (PDMA)
Government of Punjab
05-02-2021

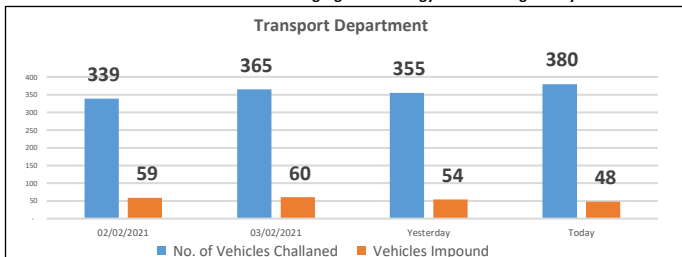


Highlights

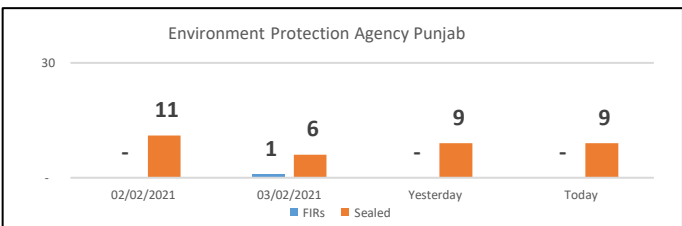
Description	Till 03-02-2021	Yesterday Activities	Today Activities	Total
Fine imposed (Consolidated)	102,697,954	809,750	320,500	103,828,204
Fine By Transport Department	27,104,914	185,850	194,700	27,485,464
Fine By Traffic Police	51,871,560	392,600	32,300	52,296,460
Fine By Local Government Department	21,874,980	221,300	82,500	22,178,780
FIRs	5,029	2	4	5,035
Persons Arrested	631	2	3	636
Vehicles Fined	182,331	1,316	447	184,094
Vehicles Impounded	20,069	156	48	20,273
Industries Sealed	3,731	11	11	3,753
Brick Kilns Sealed	2,421	7	6	2,434
Congestion/Choking Points Cleared By CTP(Lahore)	3,058	36	63	3,157



Drive to convert traditional brick-kilns into zigzag methodology continues vigorously



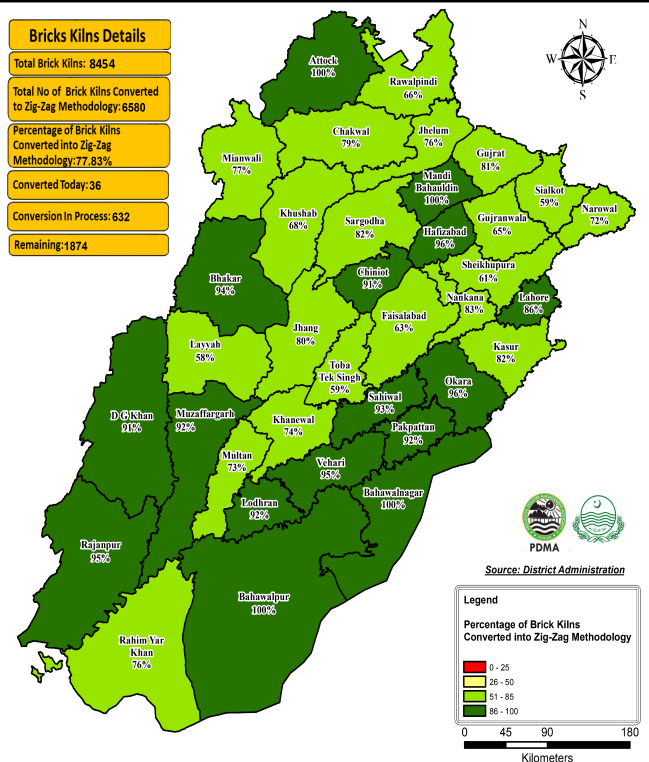
Agriculture/ District Administration (Stubble Burning)				
Description	Till 03-02-2021	Yesterday Activities	Today Activities	Total
FIRs	3,054	1	3	3,058
Fine	1,168,000	0	0	1,168,000



Traffic Police				
Action Against Smog				
Description	Till 03-02-2021	Yesterday Activities	Today Activities	Total
No. of Vehicles Challaned	107,977	674	58	108,709
Vehicles Impounded	9,264	73	-	9,337
FIRs	-	-	-	-
Fine	36,723,710	245,600	27,800	36,997,110

Action Against Uncovered Transportation				
Description	Till 03-02-2021	Yesterday Activities	Today Activities	Total
No. of Vehicles Challaned	28,761	287	9	29,057
Vehicles Impounded	3,045	29	-	3,074
FIRs	165	-	-	165
Fine	15,147,850	147,000	4,500	15,299,350

Current Status of Brick Kilns in Punjab



Top Performing Districts			Lagging Behind Districts		
Sr. #	District	%	Sr. #	District	%
1	Mandi Bahaudin	100%	1	Layyah	58%
2	Bahawalpur	100%	2	Toba Tek Singh	59%
3	Bahawalnagar	100%	3	Siakot	59%
4	Attock	100%	4	Sheikhupura	61%
5	Halifabad	96%	5	Faisalabad	63%

Local Government Departments				
Action Taken Against Burning Of Waste/Tyre/ Plastic				
Description	Till 03-02-2021	Yesterday Activities	Today Activities	Total
Fine	1,592,934	3,000	14,500	1,610,434
FIRs	104	-	-	104

Action Against Encroachments				
Description	Till 03-02-2021	Yesterday Activities	Today Activities	Total
Fine	20,282,046	218,300	68,000	20,568,346
FIRs	126	-	-	126

Sprinkling				
Description	Till 03-02-2021	Yesterday Activities	Today Activities	Total
Sprinkling (No of Areas)	76,214	580	593	77,387
No. of Road Shoulder Repaired	6,244	69	49	6,362

Industries				
Description	Till 03-02-2021	Yesterday Activities	Today Activities	Total
FIRs	132	1	1	134
Sealed	290	2	2	294
Fine	678,500	10,000	11,000	699,500