



Daily SMOG Situation Report (Sit-Rep)
Provincial Disaster Management Authority (PDMA)
Government of Punjab
12-01-2021

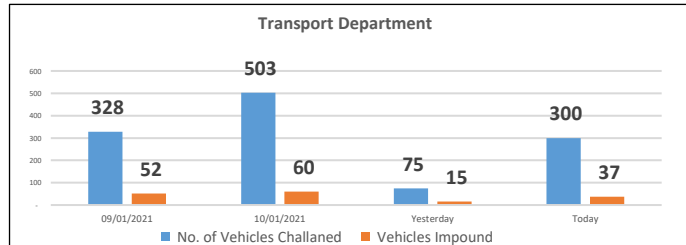


Highlights

Description	Till 10-01-2021	Yesterday Activities	Today Activities	Total
Fine imposed (Consolidated)	80,399,814	1,112,050	726,250	82,238,114
Fine By Transport Department	22,627,964	40,200	203,350	22,871,514
Fine By Traffic Police	39,447,836	1,057,550	416,300	40,921,686
Fine By Local Government Department	17,888,514	8,300	95,600	17,992,414
FIRs	4,859	4	6	4,869
Persons Arrested	588	0	1	589
Vehicles Fined	143,410	2,570	1,389	147,369
Vehicles Impounded	16,455	267	172	16,894
Industries Sealed	3,337	9	47	3,393
Brick Kilns Sealed	2,187	6	29	2,222
Congestion/Choking Points Cleared By CTP(Lahore)	2,330	56	21	2,407

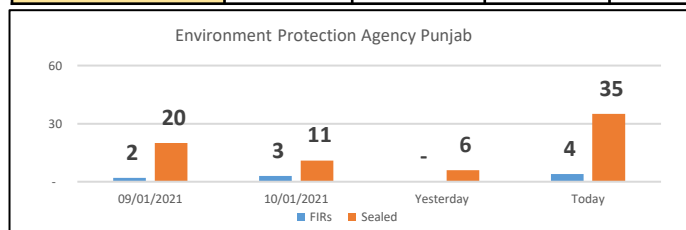


Training for provision of BoP loan for brick-kilns conversion conducted in Multan today



Note: Action against smog started form 14-09-2020

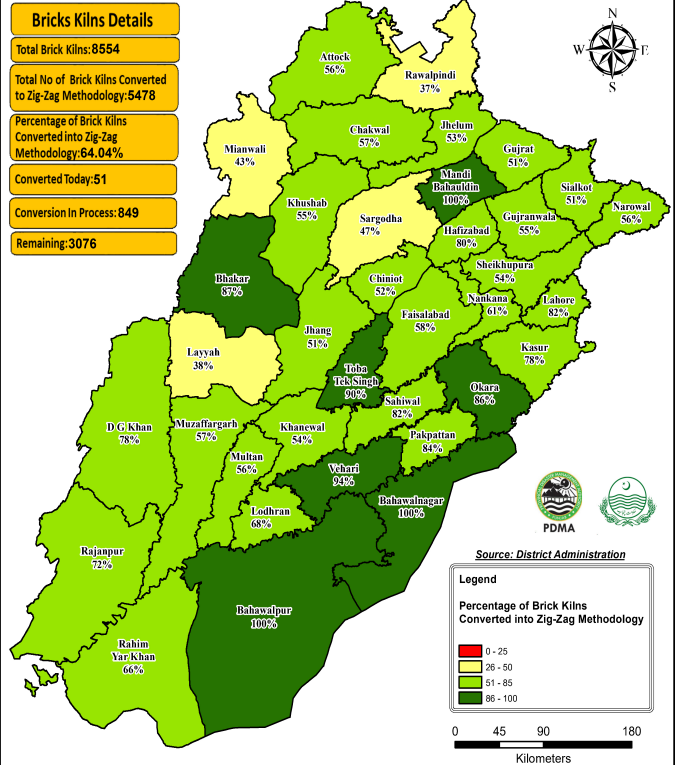
Agriculture/ District Administration (Stubble Burning)				
Description	Till 10-01-2021	Yesterday Activities	Today Activities	Total
FIRs	3,022	0	0	3,022



Traffic Police				
Action Against Smog				
Description	Till 10-01-2021	Yesterday Activities	Today Activities	Total
No. of Vehicles Challaned	85,176	1,879	814	87,869
Vehicles Impounded	7,409	190	102	7,701
FIRs	-	-	-	-
Fine	28,382,886	732,650	274,300	29,389,836
Action Against Uncovered Transportation				
Description	Till 10-01-2021	Yesterday Activities	Today Activities	Total
No. of Vehicles Challaned	20,706	616	275	21,597
Vehicles Impounded	2,378	62	33	2,473
FIRs	131	4	1	136
Fine	11,064,950	324,900	142,000	11,531,850

Note: Action against smog started form 20-10-2020.

Current Status of Brick Kilns in Punjab



Brick kilns Conversion Performance				Air Quality Index	
Top Performing Districts		Lagging Behind Districts		City	AQI
Sr. #	District	%	Sr. #	District	%
1	Mandi Bahaudin	100%	1	Rawalpindi	37%
2	Bahawalpur	100%	2	Layyah	38%
3	Bahawalnagar	100%	3	Mianwali	43%
4	Vehari	94%	4	Sargodha	47%
5	Toba Tek Singh	90%	5	Gujrat	51%

Local Government Departments				
Action Taken Against Burning Of Waste/Tyre/ Plastic				
Description	Till 10-01-2021	Yesterday Activities	Today Activities	Total
Fine	1,558,618	-	1,000	1,559,618
FIRs	103	-	-	103
Action Against Encroachments				
Description	Till 10-01-2021	Yesterday Activities	Today Activities	Total
Fine	16,329,896	8,300	94,600	16,432,796
FIRs	118	-	-	118
Sprinkling				
Description	Till 10-01-2021	Yesterday Activities	Today Activities	Total
Sprinkling (No of Areas)	63,202	245	633	64,080
No. of Road Shoulder Repaired	5,364	-	58	5,422
Industries				
Description	Till 10-01-2021	Yesterday Activities	Today Activities	Total
FIRs	112	-	1	113
Sealed	194	3	12	209
Fine	435,500	6,000	11,000	452,500