



Daily SMOG Situation Report (Sit-Rep)
Provincial Disaster Management Authority (PDMA)
Government of Punjab
13-01-2021

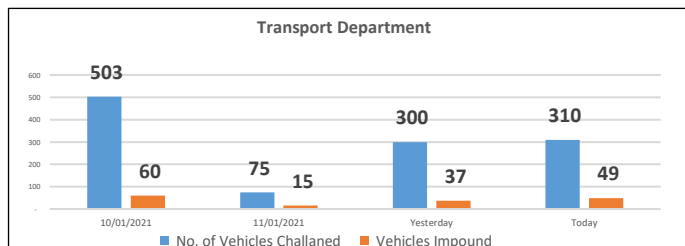


Highlights

Description	Till 11-01-2021	Yesterday Activities	Today Activities	Total
Fine imposed (Consolidated)	80,399,814	1,112,050	726,250	82,238,114
Fine By Transport Department	22,627,964	40,200	203,350	22,871,514
Fine By Traffic Police	39,447,836	1,057,550	416,300	40,921,686
Fine By Local Government Department	17,888,514	8,300	95,600	17,992,414
FIRs	4,859	4	6	4,869
Persons Arrested	588	1	1	590
Vehicles Fined	143,410	2,570	1,389	147,369
Vehicles Impounded	16,455	267	172	16,894
Industries Sealed	3,337	9	47	3,393
Brick Kilns Sealed	2,187	6	29	2,222
Congestion/Choking Points Cleared By CTP(Lahore)	2,330	56	21	2,407

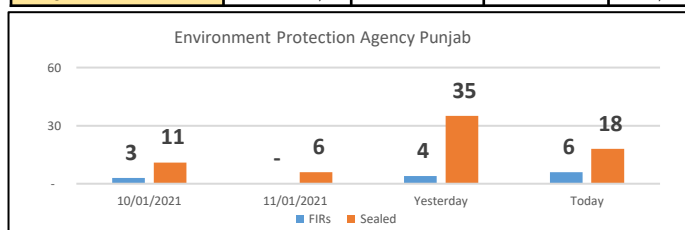


Training for provision of BoP loan for brick-kilns conversion conducted in Rawalpindi today



Note: Action against smog started form 14-09-2020

Agriculture/ District Administration (Stubble Burning)				
Description	Till 11-01-2021	Yesterday Activities	Today Activities	Total
FIRs	3,022	0	0	3,022

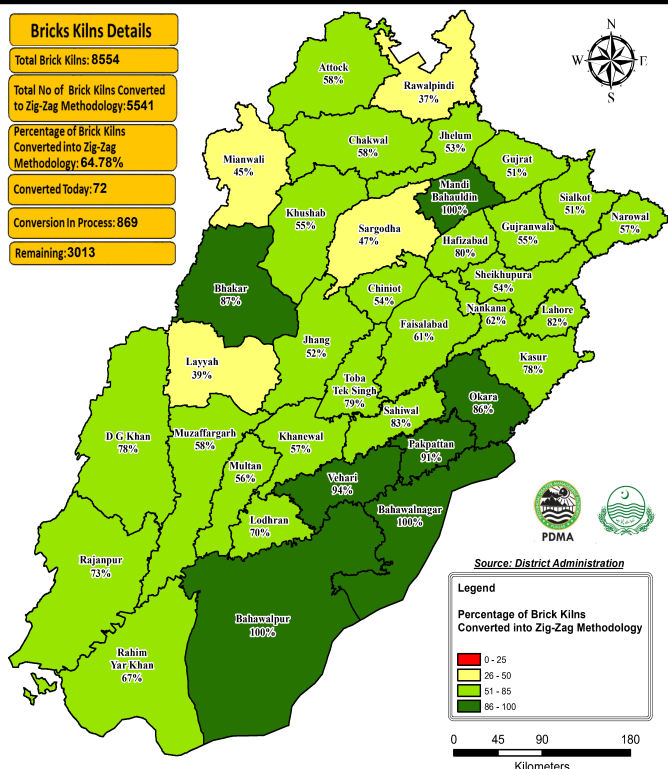


Traffic Police				
Action Against Smog				
Description	Till 11-01-2021	Yesterday Activities	Today Activities	Total
No. of Vehicles Challaned	87,055	814	825	88,694
Vehicles Impounded	7,599	102	66	7,767
FIRs	-	-	-	-
Fine	29,115,536	274,300	279,800	29,669,636
Action Against Uncovered Transportation				
Description	Till 11-01-2021	Yesterday Activities	Today Activities	Total
No. of Vehicles Challaned	21,322	275	279	21,876
Vehicles Impounded	2,440	33	24	2,497
FIRs	135	1	1	137
Fine	11,389,850	142,000	145,250	11,677,100

Note: Action against smog started form 20-10-2020.

Current Status of Brick Kilns in Punjab

Bricks Kilns Details	
Total Brick Kilns: 8554	
Total No of Brick Kilns Converted to Zig-Zag Methodology: 5541	
Percentage of Brick Kilns Converted into Zig-Zag Methodology: 64.78%	
Converted Today: 72	
Conversion In Process: 869	
Remaining: 3013	



Brick kilns Conversion Performance			
Top Performing Districts		Lagging Behind Districts	
Sr. #	District	Sr. #	District
1	Mandi Bahaudin 100%	1	Rawalpindi 37%
2	Bahawalpur 100%	2	Layyah 39%
3	Bahawalnagar 100%	3	Mianwali 45%
4	Vehari 94%	4	Sargodha 47%
5	Pakpattan 91%	5	Gujrat 51%

Air Quality Index		
City	AQI	
Lahore	211	
Faisalabad	135	
Rawalpindi	200	
Gujranwala	147	
Multan	148	
Mianwali	95	
Reporting Time & Date: 1600 Hrs. Jan 13, 2021		
Note: "Please limit your outdoor activities when AQI goes above 200"		

Local Government Departments				
Action Taken Against Burning Of Waste/Tyre/ Plastic				
Description	Till 11-01-2021	Yesterday Activities	Today Activities	Total
Fine	1,558,618	1,000	4,800	1,564,418
FIRs	103	-	-	103
Action Against Encroachments				
Description	Till 11-01-2021	Yesterday Activities	Today Activities	Total
Fine	16,338,196	94,600	191,800	16,624,596
FIRs	118	-	-	118
Sprinkling				
Description	Till 11-01-2021	Yesterday Activities	Today Activities	Total
Sprinkling (No of Areas)	63,447	633	631	64,711
No. of Road Shoulder Repaired	5,364	58	76	5,498
Industries				
Description	Till 11-01-2021	Yesterday Activities	Today Activities	Total
FIRs	112	1	1	114
Sealed	197	12	3	212
Fine	441,500	11,000	11,000	463,500