



Daily SMOG Situation Report (Sit-Rep)
Provincial Disaster Management Authority (PDMA)
Government of Punjab
16-01-2021

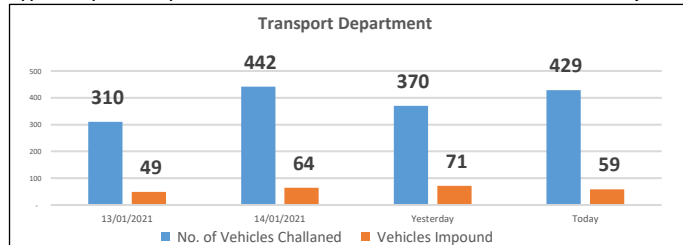


Highlights

Description	Till 14-01-2021	Yesterday Activities	Today Activities	Total
Fine imposed (Consolidated)	84,057,278	996,700	467,650	85,521,628
Fine By Transport Department	23,337,364	236,100	222,650	23,796,114
Fine By Traffic Police	41,792,900	525,400	36,100	42,354,400
Fine By Local Government Department	18,452,514	224,200	207,900	18,884,614
FIRs	4,889	12	7	4,908
Persons Arrested	592	3	0	595
Vehicles Fined	150,360	1,701	522	152,583
Vehicles Impounded	17,192	157	59	17,408
Industries Sealed	3,448	26	21	3,495
Brick Kilns Sealed	2,258	12	11	2,281
Congestion/Choking Points Cleared By CTP(Lahore)	2,490	19	47	2,556

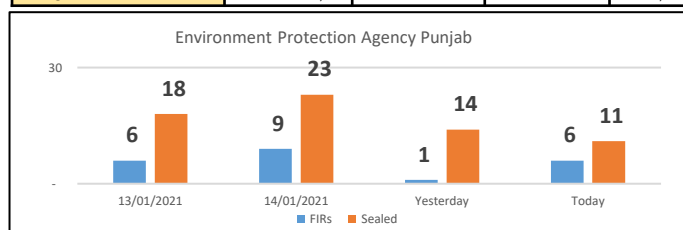


Application process for provision of soft loan for brick-kilns conversion has started across Punjab



Note: Action against smog started from 14-09-2020

Agriculture/ District Administration (Stubble Burning)				
Description	Till 14-01-2021	Yesterday Activities	Today Activities	Total
FIRs	3,022	0	0	3,022

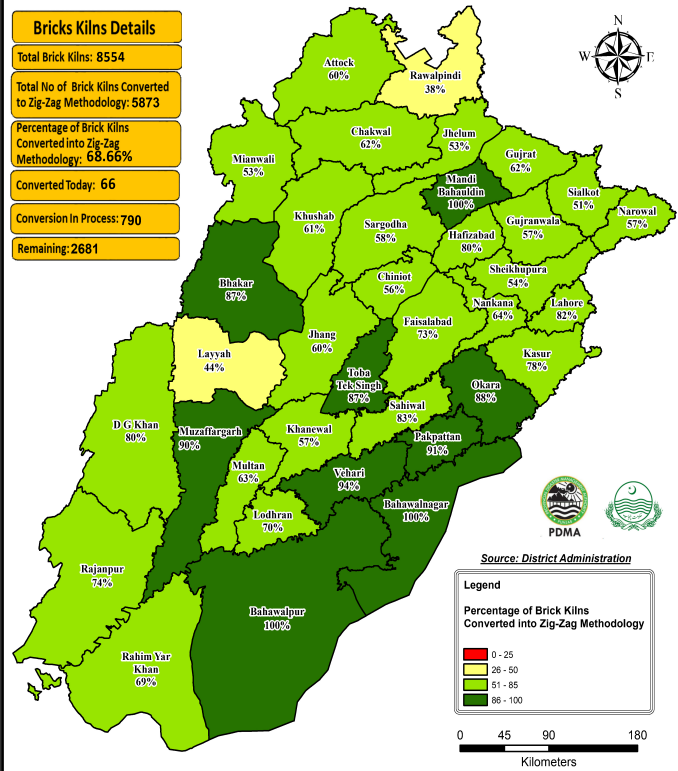


Traffic Police				
Action Against Smog				
Description	Till 14-01-2021	Yesterday Activities	Today Activities	Total
No. of Vehicles Challaned	89,511	1,018	84	90,613
Vehicles Impounded	7,840	63	-	7,903
FIRs	-	-	-	-
Fine	29,957,000	368,650	31,600	30,357,250
Action Against Uncovered Transportation				
Description	Till 14-01-2021	Yesterday Activities	Today Activities	Total
No. of Vehicles Challaned	22,194	313	9	22,516
Vehicles Impounded	2,519	23	-	2,542
FIRs	139	10	-	149
Fine	11,835,900	156,750	4,500	11,997,150

Note: Action against smog started from 20-10-2020.

Current Status of Brick Kilns in Punjab

Bricks Kilns Details	
Total Brick Kilns: 8554	
Total No of Brick Kilns Converted to Zig-Zag Methodology: 5873	
Percentage of Brick Kilns Converted into Zig-Zag Methodology: 68.66%	
Converted Today: 66	
Conversion In Process: 790	
Remaining: 2681	



Brick kilns Conversion Performance			
Top Performing Districts		Lagging Behind Districts	
Sr. #	District	%	Sr. # District %
1	Mandi Bahaudin	100%	1 Rawalpindi 38%
2	Bahawalpur	100%	2 Layyah 44%
3	Bahawalnagar	100%	3 Sialkot 51%
4	Vehari	94%	4 Mianwali 53%
5	Pakpattan	91%	5 Jhelum 53%

Local Government Departments				
Action Taken Against Burning Of Waste/Tyre/ Plastic				
Description	Till 14-01-2021	Yesterday Activities	Today Activities	Total
Fine	1,565,918	1,000	-	1,566,918
FIRs	103	-	-	103
Action Against Encroachments				
Description	Till 14-01-2021	Yesterday Activities	Today Activities	Total
Fine	16,886,596	223,200	207,900	17,317,696
FIRs	118	-	-	118
Sprinkling				
Description	Till 14-01-2021	Yesterday Activities	Today Activities	Total
Sprinkling (No of Areas)	65,343	580	548	66,471
No. of Road Shoulder Repaired	5,564	29	60	5,653
Industries				
Description	Till 14-01-2021	Yesterday Activities	Today Activities	Total
FIRs	115	1	1	117
Sealed	223	12	10	245
Fine	474,500	11,000	1,000	486,500