



Daily SMOG Situation Report (Sit-Rep)

Provincial Disaster Management Authority (PDMA)

Government of Punjab

25-01-2021

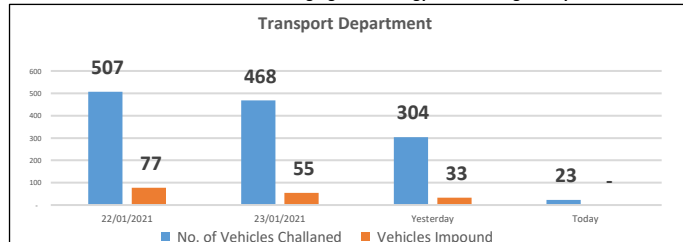


Highlights

Description	Till 23-01-2021	Yesterday Activities	Today Activities	Total
Fine imposed (Consolidated)	92,425,032	336,002	2,494,250	95,255,284
Fine By Transport Department	25,167,614	189,300	23,700	25,380,614
Fine By Traffic Police	46,592,090	38,100	2,436,750	49,066,940
Fine By Local Government Department	20,119,828	108,602	10,800	20,239,230
FIRs	4,958	4	9	4,971
Persons Arrested	608	0	0	608
Vehicles Fined	165,245	394	5,995	171,634
Vehicles Impounded	18,441	33	446	18,920
Industries Sealed	3,593	7	8	3,608
Brick Kilns Sealed	2,352	6	4	2,362
Congestion/Choking Points Cleared By CTP(Lahore)	2,741	14	40	2,795



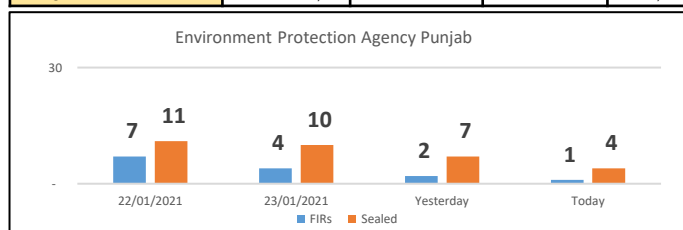
Drive to convert traditional brick-kilns into zigzag methodology continues vigorously



Note: Action against smog started form 14-09-2020

Agriculture/ District Administration (Stubble Burning)

Description	Till 23-01-2021	Yesterday Activities	Today Activities	Total
FIRs	3,024	2	3	3,029



Traffic Police

Action Against Smog

Description	Till 23-01-2021	Yesterday Activities	Today Activities	Total
No. of Vehicles Challaned	98,123	77	4,410	102,610
Vehicles Impounded	8,429	-	321	8,750
FIRs	-	-	-	-
Fine	33,270,640	31,600	1,648,050	34,950,290

Action Against Uncovered Transportation

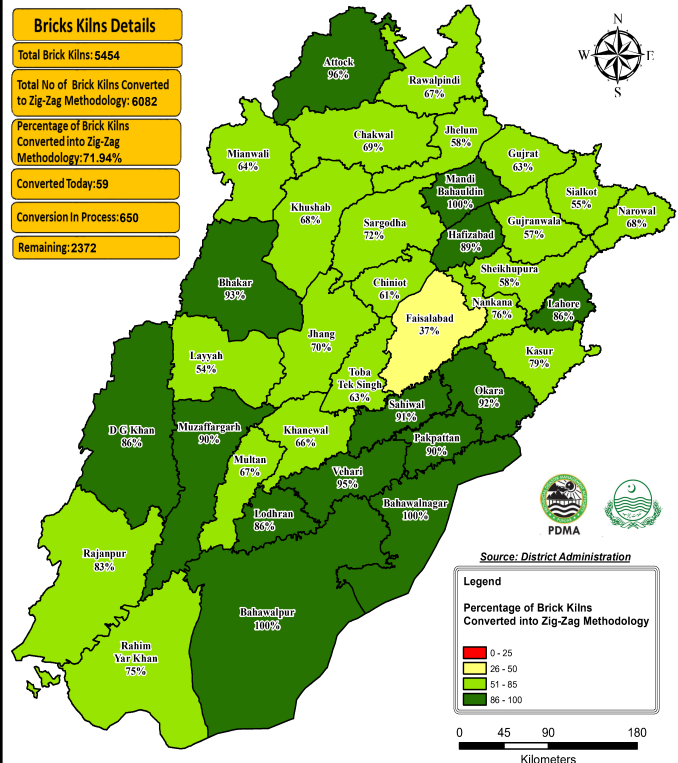
Description	Till 23-01-2021	Yesterday Activities	Today Activities	Total
No. of Vehicles Challaned	25,157	13	1,562	26,732
Vehicles Impounded	2,735	-	125	2,860
FIRs	160	-	4	164
Fine	13,321,450	6,500	788,700	14,116,650

Note: Action against smog started form 20-10-2020.

Current Status of Brick Kilns in Punjab

Bricks Kilns Details

Total Brick Kilns: 5454
Total No of Brick Kilns Converted to Zig-Zag Methodology: 6082
Percentage of Brick Kilns Converted into Zig-Zag Methodology: 71.94%
Converted Today: 69
Conversion In Process: 650
Remaining: 2372



Brick kilns Conversion Performance				Air Quality Index	
Top Performing Districts		Lagging Behind Districts		City	AQI
Sr. #	District	%	Sr. #	District	%
1	Mandi Bahaudin	100%	1	Faisalabad	37%
2	Bahawalpur	100%	2	Layyah	54%
3	Bahawalnagar	100%	3	Sialkot	55%
4	Attock	96%	4	Gujranwala	57%
5	Vehari	95%	5	Sheikhpura	58%

Reporting Time & Date: 1600 Hrs. Jan 25, 2021
Note: "Please limit your outdoor activities when AQI goes above 100"

Local Government Departments

Action Taken Against Burning Of Waste/Tyre/ Plastic

Description	Till 23-01-2021	Yesterday Activities	Today Activities	Total
Fine	1,577,432	2,002	-	1,579,434
FIRs	104	-	-	104

Action Against Encroachments

Description	Till 23-01-2021	Yesterday Activities	Today Activities	Total
Fine	18,542,396	106,600	10,800	18,659,796
FIRs	120	-	-	120

Sprinkling

Description	Till 23-01-2021	Yesterday Activities	Today Activities	Total
Sprinkling (No of Areas)	70,376	642	-	71,018
No. of Road Shoulder Repaired	5,881	35	203	6,119

Industries

Description	Till 23-01-2021	Yesterday Activities	Today Activities	Total
FIRs	122	-	1	123
Sealed	263	-	4	267
Fine	545,500	-	23,000	568,500