



# Daily SMOG Situation Report (Sit-Rep)

## Provincial Disaster Management Authority (PDMA)

### Government of Punjab

28-01-2021

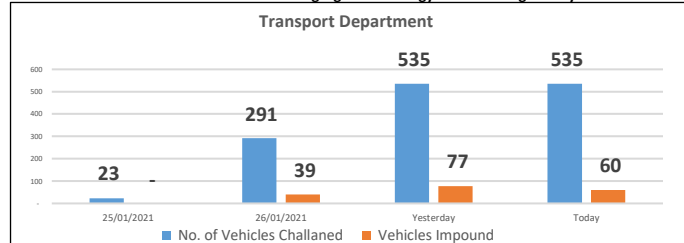


### Highlights

Description	Till 26-01-2021	Yesterday Activities	Today Activities	Total
<b>Fine imposed (Consolidated)</b>	97,129,034	1,013,000	859,870	98,998,904
<b>Fine By Transport Department</b>	25,579,064	251,650	261,400	26,092,114
<b>Fine By Traffic Police</b>	49,401,540	419,850	364,770	50,186,160
<b>Fine By Local Government Department</b>	20,401,930	326,500	223,700	20,952,130
<b>FIRs</b>	4,979	5	9	4,993
<b>Persons Arrested</b>	608	0	2	610
<b>Vehicles Fined</b>	172,827	1,731	1,481	176,039
<b>Vehicles Impounded</b>	19,043	168	144	19,355
<b>Industries Sealed</b>	3,628	13	17	3,658
<b>Brick Kilns Sealed</b>	2,371	5	5	2,381
<b>Congestion/Choking Points Cleared By CTP(Lahore)</b>	2,835	29	31	2,895



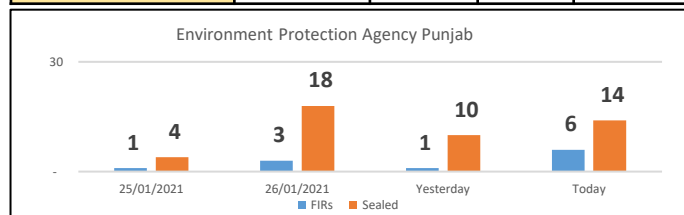
Drive to convert traditional brick-kilns into zigzag methodology continues vigorously



Note: Action against smog started form 14-09-2020

### Agriculture/ District Administration (Stubble Burning)

Description	Till 26-01-2021	Yesterday Activities	Today Activities	Total
<b>FIRs</b>	3,031	3	2	3,036
<b>Fine</b>	1,168,000	3000	0	1,168,000



### Traffic Police

Description	Till 26-01-2021	Yesterday Activities	Today Activities	Total
<b>No. of Vehicles Challaned</b>	103,281	929	683	104,893
<b>Vehicles Impounded</b>	8,812	66	58	8,936
<b>FIRs</b>	-	-	-	-
<b>Fine</b>	35,179,390	283,100	230,020	35,692,510

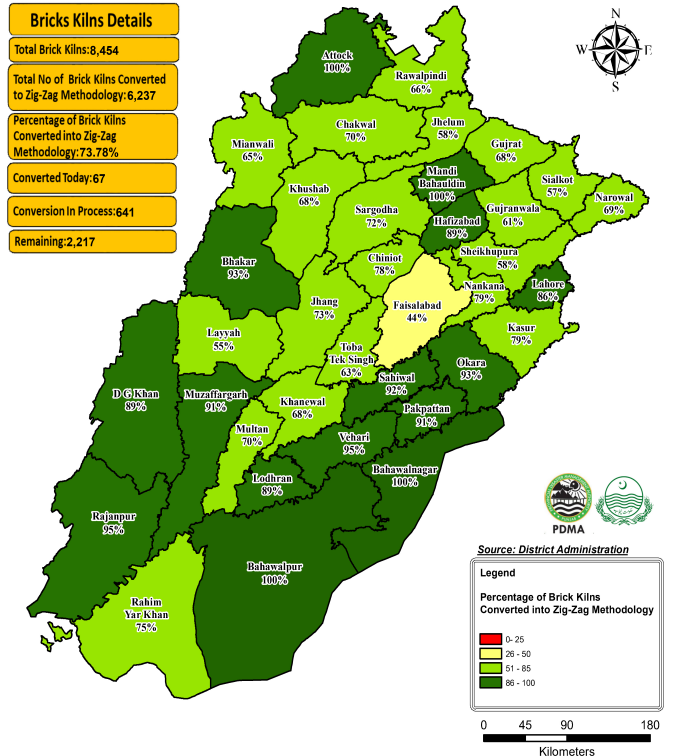
### Action Against Uncovered Transportation

Description	Till 26-01-2021	Yesterday Activities	Today Activities	Total
<b>No. of Vehicles Challaned</b>	26,963	267	263	27,493
<b>Vehicles Impounded</b>	2,882	25	26	2,933
<b>FIRs</b>	164	-	-	164
<b>Fine</b>	14,222,150	136,750	134,750	14,493,650

Note: Action against smog started form 20-10-2020.

### Current Status of Brick Kilns in Punjab

Bricks Kilns Details
Total Brick Kilns: 8,454
Total No of Brick Kilns Converted to Zig-Zag Methodology: 6,237
Percentage of Brick Kilns Converted into Zig-Zag Methodology: 73.78%
Converted Today: 67
Conversion In Process: 641
Remaining: 2,217



Brick kilns Conversion Performance				Air Quality Index	
Top Performing Districts		Lagging Behind Districts		City	AQI
Sr. #	District	%	Sr. # District	%	
1	Mandi Bahaudin	100%	1	Faisalabad	44%
2	Bahawalpur	100%	2	Layyah	55%
3	Bahawalnagar	100%	3	Sialkot	57%
4	Attock	100%	4	Sheikhupura	58%
5	Vehari	95%	5	Jhelum	58%

### Local Government Departments

#### Action Taken Against Burning Of Waste/Tyre/ Plastic

Description	Till 26-01-2021	Yesterday Activities	Today Activities	Total
<b>Fine</b>	1,582,434	1,000	1,000	1,584,434
<b>FIRs</b>	104	-	-	104

#### Action Against Encroachments

Description	Till 26-01-2021	Yesterday Activities	Today Activities	Total
<b>Fine</b>	18,819,496	325,500	222,700	19,367,696
<b>FIRs</b>	122	-	-	122

#### Sprinkling

Description	Till 26-01-2021	Yesterday Activities	Today Activities	Total
<b>Sprinkling (No of Areas)</b>	71,840	625	612	73,077
<b>No. of Road Shoulder Repaired</b>	5,946	30	49	6,025

### Industries

Description	Till 26-01-2021	Yesterday Activities	Today Activities	Total
<b>FIRs</b>	124	1	1	126
<b>Sealed</b>	269	3	3	275
<b>Fine</b>	578,500	12,000	10,000	600,500