



Daily SMOG Situation Report (Sit-Rep)

Provincial Disaster Management Authority (PDMA)

Government of Punjab

29-01-2021

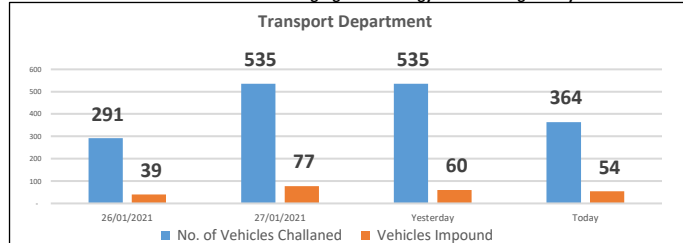


Highlights

Description	Till 27-01-2021	Yesterday Activities	Today Activities	Total
Fine imposed (Consolidated)	98,142,034	859,870	772,650	99,771,554
Fine By Transport Department	25,830,714	261,400	197,750	26,289,864
Fine By Traffic Police	49,821,390	364,770	382,700	50,568,860
Fine By Local Government Department	20,728,430	223,700	181,200	21,133,330
FIRs	4,984	9	9	5,002
Persons Arrested	608	2	5	615
Vehicles Fined	174,558	1,481	1,310	177,349
Vehicles Impounded	19,211	144	151	19,506
Industries Sealed	3,641	17	28	3,686
Brick Kilns Sealed	2,376	5	20	2,401
Congestion/Choking Points Cleared By CTP(Lahore)	2,864	31	8	2,903



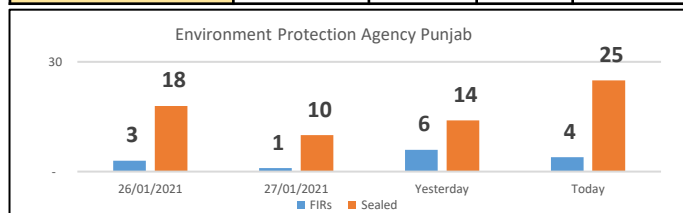
Drive to convert traditional brick-kilns into zigzag methodology continues vigorously



Note: Action against smog started form 14-09-2020

Agriculture/ District Administration (Stubble Burning)

Description	Till 27-01-2021	Yesterday Activities	Today Activities	Total
FIRs	3,034	2	3	3,039
Fine	1,171,000	0	0	1,168,000



Traffic Police

Description	Till 27-01-2021	Yesterday Activities	Today Activities	Total
No. of Vehicles Challaned	104,210	683	658	105,551
Vehicles Impounded	8,878	58	70	9,006
FIRs	-	-	-	-
Fine	35,462,490	230,020	234,950	35,927,460

Action Against Uncovered Transportation

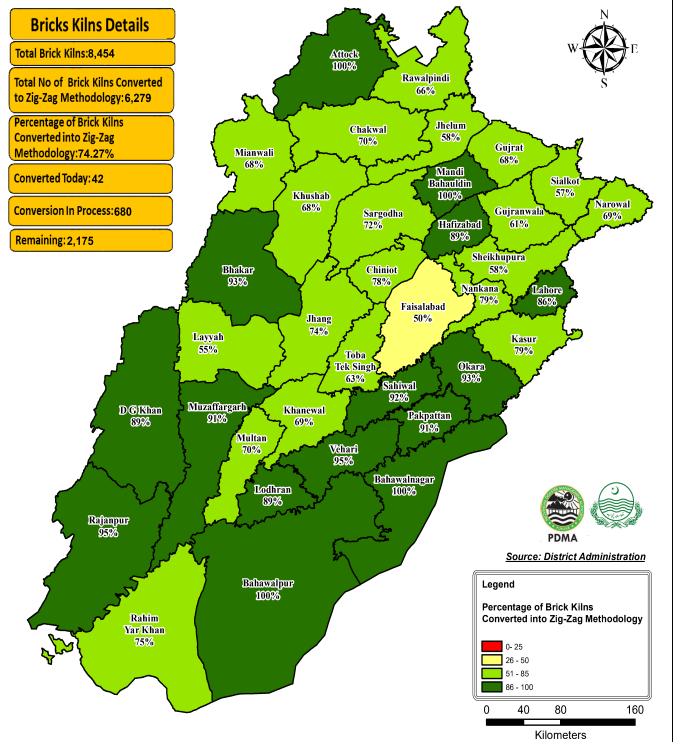
Description	Till 27-01-2021	Yesterday Activities	Today Activities	Total
No. of Vehicles Challaned	27,230	263	288	27,781
Vehicles Impounded	2,907	26	27	2,960
FIRs	164	-	1	165
Fine	14,358,900	134,750	147,750	14,641,400

Note: Action against smog started form 20-10-2020.

Current Status of Brick Kilns in Punjab

Bricks Kilns Details

Total Brick Kilns:8,454
Total No of Brick Kilns Converted to Zig-Zag Methodology:6,279
Percentage of Brick Kilns Converted into Zig-Zag Methodology:74.27%
Converted Today:42
Conversion In Process:680
Remaining:2,175



Brick kilns Conversion Performance				Air Quality Index	
Top Performing Districts		Lagging Behind Districts		City	AQI
Sr. #	District	%	Sr. # District	%	
1	Mandi Bahaudin	100%	1	Faisalabad	50%
2	Bahawalpur	100%	2	Layyah	55%
3	Bahawalnagar	100%	3	Siakot	57%
4	Attock	100%	4	Sheikhupura	58%
5	Vehari	95%	5	Jhelum	58%

Local Government Departments

Action Taken Against Burning Of Waste/Tyre/ Plastic

Description	Till 27-01-2021	Yesterday Activities	Today Activities	Total
Fine	1,583,434	1,000	1,500	1,585,934
FIRs	104	-	-	104

Action Against Encroachments

Description	Till 27-01-2021	Yesterday Activities	Today Activities	Total
Fine	19,144,996	222,700	179,700	19,547,396
FIRs	122	-	-	122

Sprinkling

Description	Till 27-01-2021	Yesterday Activities	Today Activities	Total
Sprinkling (No of Areas)	72,465	612	556	73,633
No. of Road Shoulder Repaired	5,976	49	32	6,057

Industries

Description	Till 27-01-2021	Yesterday Activities	Today Activities	Total
FIRs	125	1	1	127
Sealed	272	3	3	278
Fine	590,500	10,000	11,000	611,500