



# Daily SMOG Situation Report (Sit-Rep)

## Provincial Disaster Management Authority (PDMA)

### Government of Punjab

31-01-2021

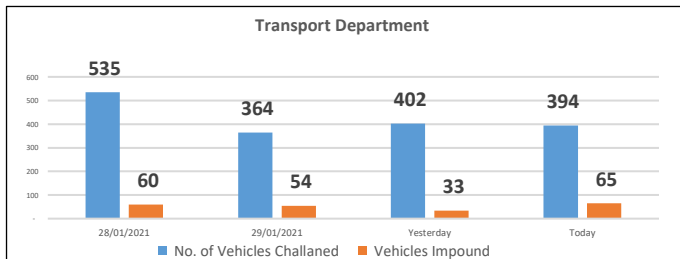


### Highlights

Description	Till 29-01-2021	Yesterday Activities	Today Activities	Total
<b>Fine imposed (Consolidated)</b>	99,774,554	448,750	360,300	100,580,604
<b>Fine By Transport Department</b>	26,289,864	183,650	203,000	26,676,514
<b>Fine By Traffic Police</b>	50,568,860	33,100	19,100	50,621,060
<b>Fine By Local Government Department</b>	21,133,330	221,000	138,200	21,492,530
<b>FIRs</b>	5,002	4	5	5,011
<b>Persons Arrested</b>	615	4	3	622
<b>Vehicles Fined</b>	177,349	480	467	178,296
<b>Vehicles Impounded</b>	19,506	33	65	19,604
<b>Industries Sealed</b>	3,686	8	6	3,700
<b>Brick Kilns Sealed</b>	2,401	5	5	2,411
<b>Congestion/Choking Points Cleared By CTP(Lahore)</b>	2,903	12	25	2,940

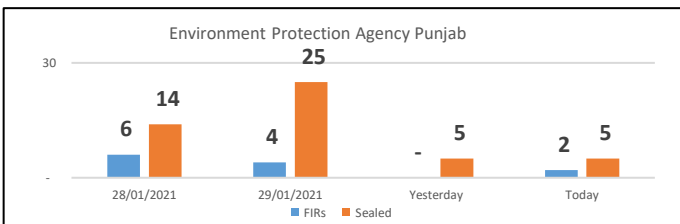


Drive to convert traditional brick-kilns into zigzag methodology continues vigorously



### Agriculture/ District Administration (Stubble Burning)

Description	Till 27-01-2021	Yesterday Activities	Today Activities	Total
<b>FIRs</b>	3,039	3	2	3,044
<b>Fine</b>	1,171,000	0	0	1,168,000



### Traffic Police

#### Action Against Smog

Description	Till 27-01-2021	Yesterday Activities	Today Activities	Total
<b>No. of Vehicles Challaned</b>	105,551	67	58	105,676
<b>Vehicles Impounded</b>	9,006	-	-	9,006
<b>FIRs</b>	-	-	-	-
<b>Fine</b>	35,927,460	27,600	11,600	35,966,660

#### Action Against Uncovered Transportation

Description	Till 27-01-2021	Yesterday Activities	Today Activities	Total
<b>No. of Vehicles Challaned</b>	27,781	11	15	27,807
<b>Vehicles Impounded</b>	2,960	-	-	2,960
<b>FIRs</b>	165	-	-	165
<b>Fine</b>	14,641,400	5,500	7,500	14,654,400

### Current Status of Brick Kilns in Punjab

#### Bricks Kilns Details

Total Brick Kilns: 8454

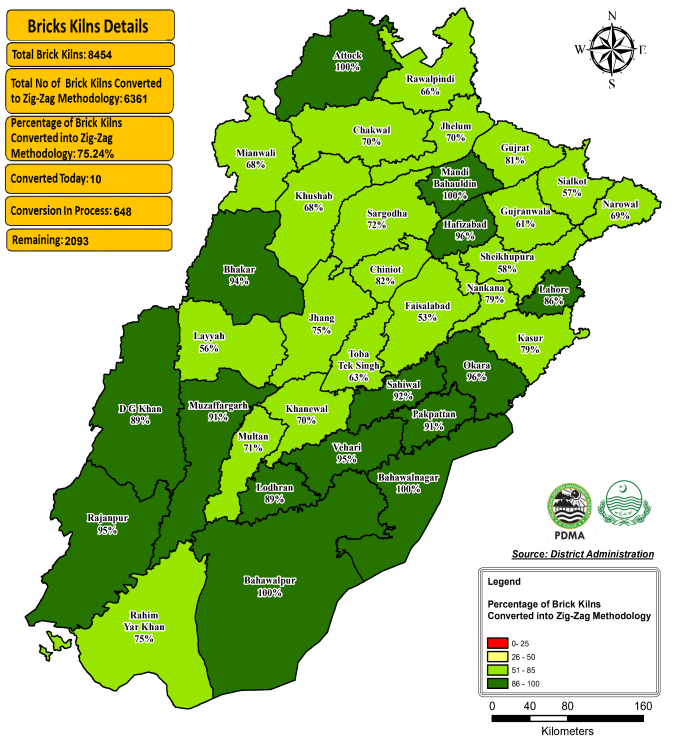
Total No of Brick Kilns Converted to Zig-Zag Methodology: 6361

Percentage of Brick Kilns Converted into Zig-Zag Methodology: 75.24%

Converted Today: 10

Conversion In Process: 648

Remaining: 2093



Brick Kilns Conversion Performance					
Top Performing Districts			Lagging Behind Districts		
Sr. #	District	%	Sr. #	District	%
1	Mandi Bahaudin	100%	1	Faisalabad	53%
2	Bahawalpur	100%	2	Layyah	56%
3	Bahawalnagar	100%	3	Sialkot	57%
4	Attock	100%	4	Sheikhupura	58%
5	Halifax	96%	5	Gujranwala	61%

Air Quality Index	
City	AQI
Lahore	182
Faisalabad	135
Rawalpindi	154
Gujranwala	135
Multan	104
Mianwali	80

### Local Government Departments

#### Action Taken Against Burning Of Waste/Tyre/ Plastic

Description	Till 27-01-2021	Yesterday Activities	Today Activities	Total
<b>Fine</b>	1,585,934	2,000	1,000	1,588,934
<b>FIRs</b>	104	-	-	104

#### Action Against Encroachments

Description	Till 27-01-2021	Yesterday Activities	Today Activities	Total
<b>Fine</b>	19,547,396	219,000	137,200	19,903,596
<b>FIRs</b>	122	-	-	122

#### Sprinkling

Description	Till 27-01-2021	Yesterday Activities	Today Activities	Total
<b>Sprinkling (No of Areas)</b>	73,633	559	551	74,743
<b>No. of Road Shoulder Repaired</b>	6,057	34	39	6,130

### Industries

Description	Till 27-01-2021	Yesterday Activities	Today Activities	Total
<b>FIRs</b>	127	1	1	129
<b>Sealed</b>	278	3	1	282
<b>Fine</b>	611,500	11,000	-	622,500