




**Government of Punjab
Provincial Disaster Management Authority,
Lahore**



Dated: 3rd August, 2023
No. PEOC-2023/169

Subject: PDMA, Punjab, Daily Situation Report

PDMA Punjab Daily Situation Report, covering period from 0800 hours 2nd August 2023 to 0800 hours 3rd August 2023 is enclosed for information/ necessary action, please.

(Assistant Director PEOC)

TO:

- i. Chief Secretary, Punjab
- ii. Inspector General of Police, Punjab
- iii. Addl. Chief Secretary, Home Department
- iv. Secretary, Tourism
- v. Secretary, C & W Department
- vi. Secretary, Irrigation Department
- vii. Secretary, Agriculture Department
- viii. Secretary, Information & Culture Department
- ix. Secretary, P & SHC Department
- x. Secretary, L & DD Department
- xi. Secretary, L & CD Department
- xii. Secretary, HUD & PHE Department
- xiii. Director General, Rescue 1122
- xiv. Rep. HQ 4 Corps Engineer
- xv. To all Commissioners, Lahore, Gujranwala, Sargodha, Sahiwal and Faisalabad
- xvi. To All Deputy Commissioners of Punjab

CC:

- i. Director General PDMA, Punjab
- ii. Director PDMA, Punjab
- iii. Director Coordination, Punjab

PRE-MONSOON 2023 DAILY SITUATION

(PERIOD COVERED: 0800 HOURS 2nd August 2023 TO 0800 HOURS 3rd August 2023)

1. Casualties and Injuries (Last 24 hours)

a. Deaths

Divisions	District	Deaths				Remarks
		M	F	C	T	
Lahore		-	-	-	-	
Sahiwal		-	-	-	-	
Sargodha		-	-	-	-	
Bahawalpur		-	-	-	-	
Gujranwala		-	-	-	-	
Dera Ghazi Khan	Rajanpur	1	-	2	3	<p>Case no 1: Incident Location: Near Rojhan Chowk Tower Tehsil Rojhan, District Rajanpur Description: Two girls were going to buy a grocery from a nearby shop when their feet slipped and they drowned in the flood water. Patients details: 1- Kashmiran Mai d/o Hazoor Bux Age:11Y Address: Wah Machaka, Tehsil Rojhan 2-Saeedain Mai d/o Meher Bux Age Age: 13Y Address: Wah, Machaka, Tehsil Rojhan</p> <p>Case no 2: Incident Location: Zahid Road Near Nehr Rojhan, District Rajanpur Description: A boy has drowned while bathing in a flood drain Patients details: 1- Shoukat Mazari s/o Mazari Age:22 Year Address:Rojhan mazari,Tehsil Rojhan</p>
Multan		-	-	-	-	
Faisalabad		-	-	-	-	
Rawalpindi		-	-	-	-	
Total		1	0	2	3	

b. Injuries

Divisions	District	Injuries				Remarks
		M	F	C	T	
Lahore		-	-	-	-	
Sahiwal		-	-	-	-	
Sargodha		-	-	-	-	
Bahawalpur		-	-	-	-	
Gujranwala		-	-	-	-	

Dera Ghazi Khan		-	-	-	-	
Multan		-	-	-	-	
Faisalabad		-	-	-	-	
Rawalpindi		-	-	-	-	
Total						

2. **Damage of Infrastructure & Private Properties (Last 24 hours)**
a. **Houses Damage and Livestock Perished**

Divisions	District	House Damage			Livestock
		Partial	Full	Total	
Lahore		-	-	-	
Sahiwal		-	-	-	
Sargodha		-	-	-	
Bahawalpur		-	-	-	
Gujranwala		-	-	-	
Dera Ghazi Khan		-	-	-	
Multan		-	-	-	
Faisalabad		-	-	-	
Rawalpindi		-	-	-	
Total					

b. **Roads, Bridges and Other Infrastructure Damaged in Last 24 hours**

Divisions	District	Bridge			Road / Track
		Partial	Full	Total	
Lahore	-	-	-	-	-
Sahiwal	-	-	-	-	-
Sargodha	-	-	-	-	-
Bahawalpur	-	-	-	-	-
Gujranwala	-	-	-	-	-
Dera Ghazi Khan	-	-	-	-	-
Multan	-	-	-	-	-
Faisalabad	-	-	-	-	-
Rawalpindi	-	-	-	-	-
Total		-	-	-	-

3. **Cumulative Casualties - Deaths / Injuries (0800 Hours 25th June 2023 to 0800 Hours 3rd August 2023):-**

Divisions	Deaths				Injured			
	M	F	C	T	M	F	C	T
Lahore	12	4	14	30	21	21	19	61
Sahiwal	7		1	8	4	7		11
Sargodha		1		1		1		1
Bahawalpur			1	1	2	1		3
Multan	1		1	2	5	1	6	12
DG Khan	1		2	3				
Rawalpindi					17	2	5	24
Faisalabad	3	1	1	5	8	3	2	13
Gujranwala	8	6	8	22	14	15	9	38
Total	32	12	28	72	71	51	41	163

4. **Cumulative Damages of Infrastructure & Private Properties (0800 Hours 25th June 2023 to 0800 Hours 3rd August 2023):**

Divisions	District	House Damage			Livestock
		Partial	Full	Total	
Lahore	Sheikhupura, Lahore, Kasur, Nankana	26	3	29	1
Sahiwal	Okara	10		10	2
Sargodha	Mianwali	10		10	
Bahawalpur	Bahawalnagar, Bahawalpur	2,1		3	
Gujranwala	Sialkot, Gujranwala, Mandi Bahuddin	15		15	
Dera Ghazi Khan					
Multan	Multan	8		8	
Faisalabad	Faisalabad	3	1	4	
Rawalpindi	Rawalpindi	2		2	-
Total		77	4	81	3

5. **Flood Relief Activities (Last 24 hours)**

a. **Relief Camps Established**

Divisions	District	No of camps	No of population
Lahore			
Sahiwal			
Sargodha			
Bahawalpur			
Gujranwala			
Dera Ghazi Khan			
Multan			
Faisalabad			
Rawalpindi	-		
Total			

b. **Rescue Operations**

- (1) **Employment of Boats.**
- (2) **Employment of Aviation Assets.**
- (3) **Relief Activities in Last 24 hours**

Divisions	District	Tents	Food Items	Blankets	Plastic mats	Sleeping bags
Lahore	-	-				
Sahiwal	-	-				
Sargodha	-	-				
Bahawalpur	-	-				
Gujranwala	-	-				
Dera Ghazi Khan	-	-				
Multan	-	-				
Faisalabad	-	-				
Rawalpindi	-	-				
Total		-				

6. **Cumulative Flood Relief Activities (0800 Hours 25th June 2023 to 0800 Hours 3rd August 2023):-**

a. **Cumulative State of Relief Camps Established**

Divisions	District	No of camps			No of population
Lahore	-	-	-	-	-
Sahiwal	-	-	-	-	-
Sargodha	-	-	-	-	-
Bahawalpur	-	-	-	-	-
Gujranwala	-	-	-	-	-
Dera Ghazi Khan	-	-	-	-	-
Multan	-	-	-	-	-
Faisalabad	-	-	-	-	-
Rawalpindi	-	-	-	-	-
Total		-	-	-	-



b. **Cumulative State of Rescue Operations**

- (1) **Employment of Boats.**
- (2) **Employment of Aviation Activates.**
- (3) **Relief Activities**

Divisions	District	Tents	Food Items	Blankets	Plastic mats	Sleeping bags
Lahore	-	-				
Sahiwal	-	-				
Sargodha	-	-				
Bahawalpur	-	-				
Gujranwala	-	-				
Dera Ghazi Khan	-	-				
Multan	-	-				
Faisalabad	-	-				
Rawalpindi	-	-				
Total						

10. Daily Gauges Report (latest in last 24 hours). Attached at Annex A.

ANNEX - A

 Daily Situation Report (Sit-Rep) on Gauges and Water Discharge Provincial Disaster Management Authority (PDMA) Board of Revenue Government of the Punjab 										
PDMA PUNJAB WATER DISCHARGE DATA										
DATE 03-08-2023						TIME:0600 HOURS				
River	Site	Discharge Capacity (Lac cus)	FLOOD LIMIT IN LAC CUSCES					Up Stream	Down Stream	Position
			Low	Med.	High	Very High	Exc. High			
INDUS	TARBELA	15	2.5	3.75	5	6.5	8	204,000	239,900	Normal
	KALABAGH	9.5	2.5	3.75	5	6.5	8	158,459	150,459	Normal
	CHASHMA	9.5	2.5	3.75	5	6.5	8	176,027	171,027	Normal
	TAUNSA	10	2.5	3.75	5	6.5	8	270,850	257,350	Low
JHELUM	MANGLA	10.6	0.75	1.1	1.5	2.25	3	56,000	10,000	Normal
	RASUL	8.5	0.75	1.1	1.5	2.25	3	2,900	-	Normal
CHENAB	MARALA	11	1	1.5	2	4	6	87,412	59,689	Normal
	KHANKI	11	1	1.5	2	4	6	59,456	51,956	Normal
	QADIRABAD	8.07	1	1.5	2	4	6	52,096	42,096	Normal
	TRIMMU	6.45	1.5	2	3	4.5	6	73,972	68,472	Normal
RAVI	PUNJNAD	7	1.5	2	3	4.5	6	124,378	110,928	Normal
	JASSAR	2.75	0.5	0.75	1	1.5	2	-	20,200	Normal
	SHAHDARA	2.5	0.4	0.65	0.9	1.35	1.8	-	26,059	Normal
	BALLOKI	2.25	0.4	0.65	0.9	1.35	1.8	45,485	22,985	Normal
SUTLEJ	SIDHNAI	1.5	0.3	0.45	0.6	0.9	-	58,558	43,758	Low
	**G. S. WALA	1.5	19.5	21.5	23.3	25.3	-	-	61,820	Normal
	SULEIMANKI	3.25	0.5	0.8	1.2	1.75	2.25	72,976	63,412	Low
	ISLAM	3	0.5	0.8	1.2	1.75	2.25	64,597	63,974	Low
NULLAHS	BEIN	Shakar Garh	1,600	3,000	24,000	26,000	43,000	-	205	Normal
	DEG	Kingra	10,000	15,000	22,000	30,000	33,000	-	3025	Normal
	AIK	URA	4,100	4,700	7,500	11,600	17,800	-	377	Normal
	BASANTER	Narowal	3,600	7,500	15,000	30,000	35,000	-	10	Normal
	PALKHU	Wazirabad	2,500	3,100	5,000	25,000	26,000	-	810	Normal
	LAI	***Katarian	-	-	-	-	-	-	5ft	Normal
Rajanpur Hill Torrents	LAI	***Gowalmandi	-	-	-	-	-	-	4ft	Normal
	KAHA	-	-	-	-	-	-	-	491	Normal
	CHACHAR	-	-	-	-	-	-	-	Nil	Normal
	PITOK	-	-	-	-	-	-	-	Nil	Normal
	SORE SHUMSLI	-	-	-	-	-	-	-	Nil	Normal
	ZANGI	-	-	-	-	-	-	-	Nil	Normal
	SORI JANUBI	-	-	-	-	-	-	-	Nil	Normal
	Kala Bagga Khosra	-	-	-	-	-	-	-	Nil	Normal
D.G.KHAN Hill Torrents	Khumbi	-	-	-	-	-	-	-	Nil	Normal
	KAURA	-	-	-	-	-	-	-	Nil	Normal
	VEHOVA	-	-	-	-	-	-	-	Nil	Normal
	SANGHAR	-	-	-	-	-	-	-	Nil	Normal
	SORI LUND	-	-	-	-	-	-	-	Nil	Normal
	VIDORE	-	-	-	-	-	-	-	Nil	Normal
	SAKHI SARWAR	-	-	-	-	-	-	-	Nil	Normal
MITHAWAN	-	-	-	-	-	-	-	Nil	Normal	

CC
 1. Chief Secretary Punjab
 2. SMBRI/Relief Commissioner
 3. All Secretaries to Government of the Punjab
 4. All Commissioners and Deputy Commissioners in Punjab
 Prepared By: Salman Butt
 *Gauge only, S.F (Sensor Faulty)
 **GS Wala Gauge Reading in feet
 ***Nullah Lai Gauge Reading in feet

S. Haseeb Meidani

3st Shift In Charge
 Control Room
 PDMA, Punjab, Lahore

Prepared by: Iqra Shakeel