

Daily Sit-Rep Covid-19 Provincial Disaster Management Authority (PDMA) Punjab



02-09-2021 5:00 PM

Covid-19 National Snapshot

The number of COVID-19 confirmed cases in Pakistan has risen to **1,167,791** with **25,978 (2.22%)** deaths. The most affected province is Punjab followed by Sindh. **4,069** new cases and **89**, deaths are reported in Pakistan during the last 24 hours.

Province	Yesterday	Today	New Cases	Total Deaths	New Deaths
ICT	99,516	99,910	394	866	0
Punjab	394,738	396,326	1,588	11,957	44
Sindh	432,637	433,931	1,294	6,924	14
KPK	162,402	163,010	608	5,015	27
Baluchistan	32,248	32,248	0	339	0
AJK	32,228	32,380	152	702	4
GB	9,919	9,952	33	173	0
Total	1,163,688	1,167,757	4,069	25,978	89

Covid-19 Punjab Snapshot

396,326 individuals have been infected with Covid-19 pandemic till **September 02, 2021**. Of which **360,056** persons (**91%**) are recovered across Punjab. **1,588** new cases are reported today and positivity rate with maximum number of new cases in major cities include; Lahore **712**, Faisalabad **110**, Rawalpindi **101**, Multan **68**, Muzaffargarh **68**, Death toll in Punjab has reached **11,957 (3.1%)** while **44**, persons have lost their lives today.

Source*: www.covid.gov.pk
Dated: 02-09-2021 at 5:00 pm

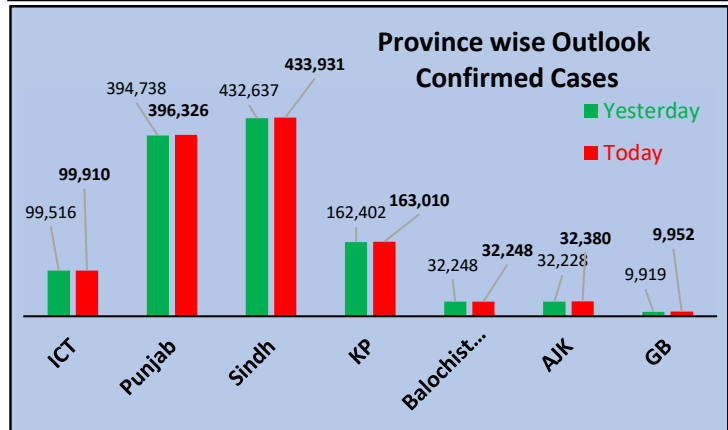
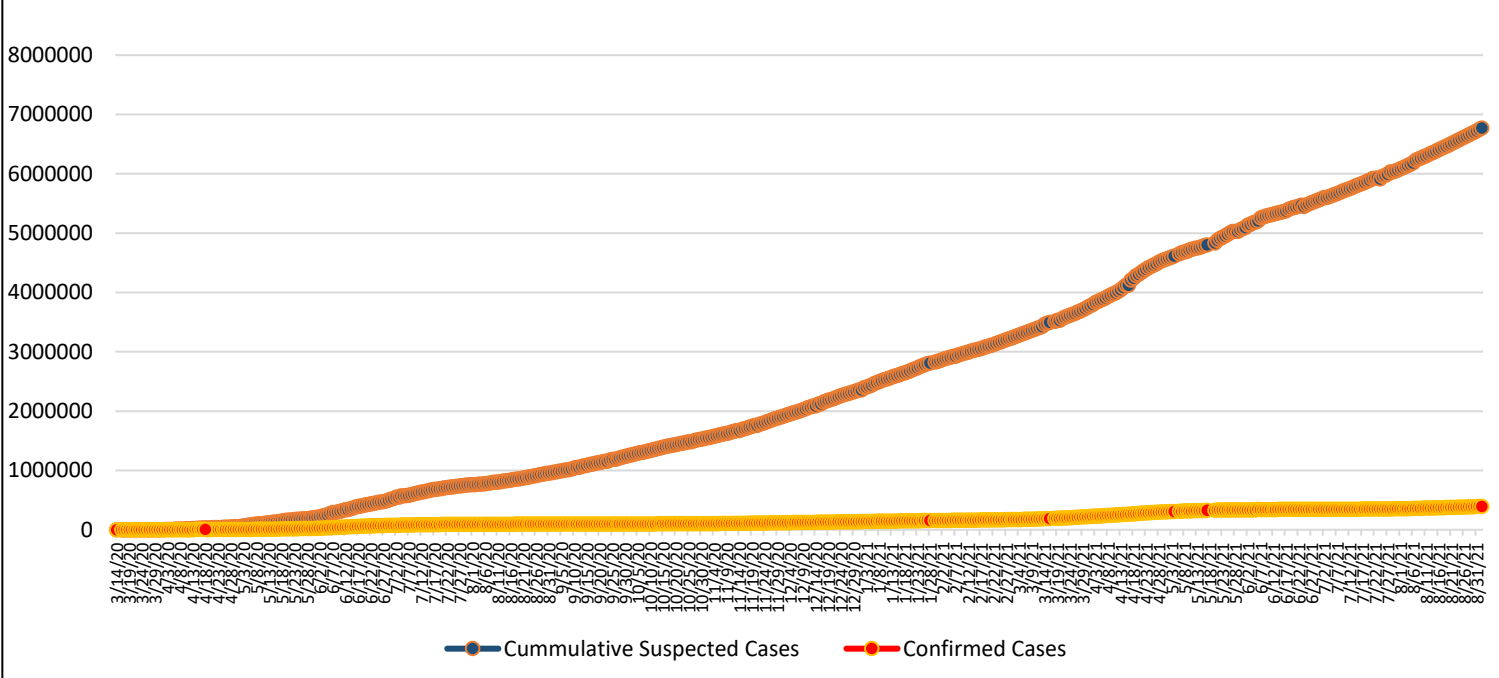


Table 1: Punjab Outlook

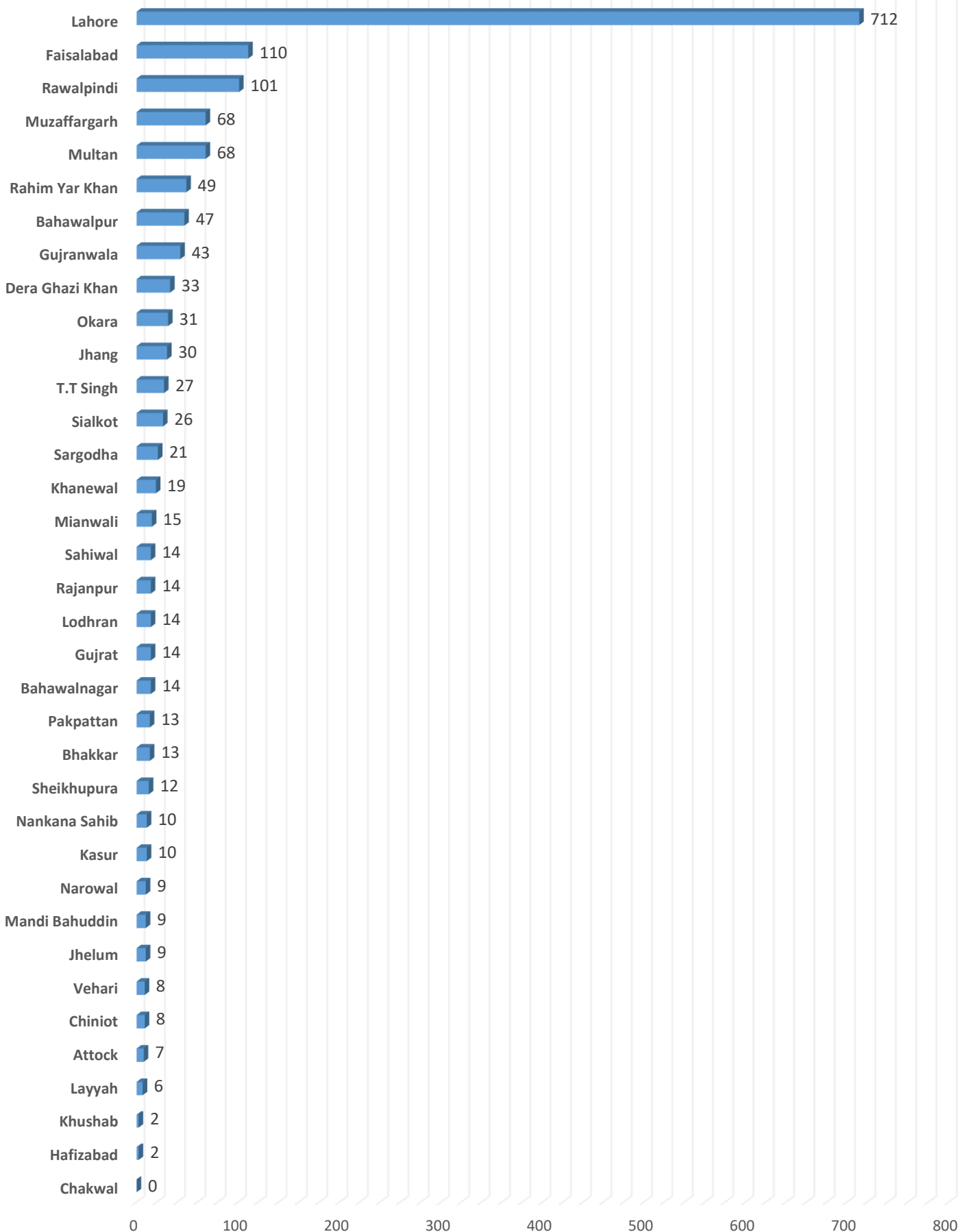
Total Suspected Cases	Total Confirmed Cases	New Confirmed Cases	Total Deaths	New Deaths	Total Recovered	Active Confirmed (Excluding Death & Recovered)
6,773,995	396,326	1,588	11,959	44	360,056	24,311

Graph:1 No. of Suspected and Confirmed Cases in Punjab

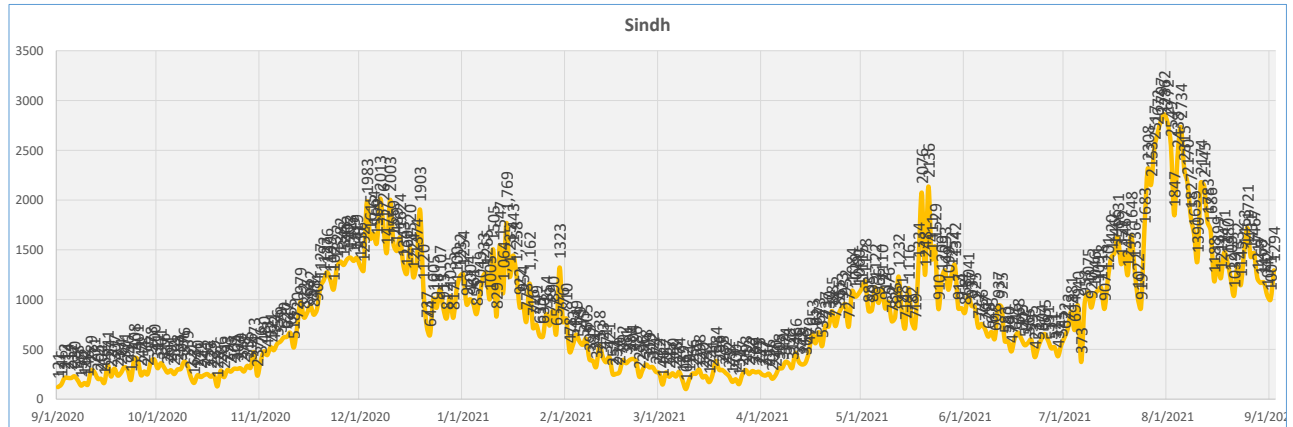
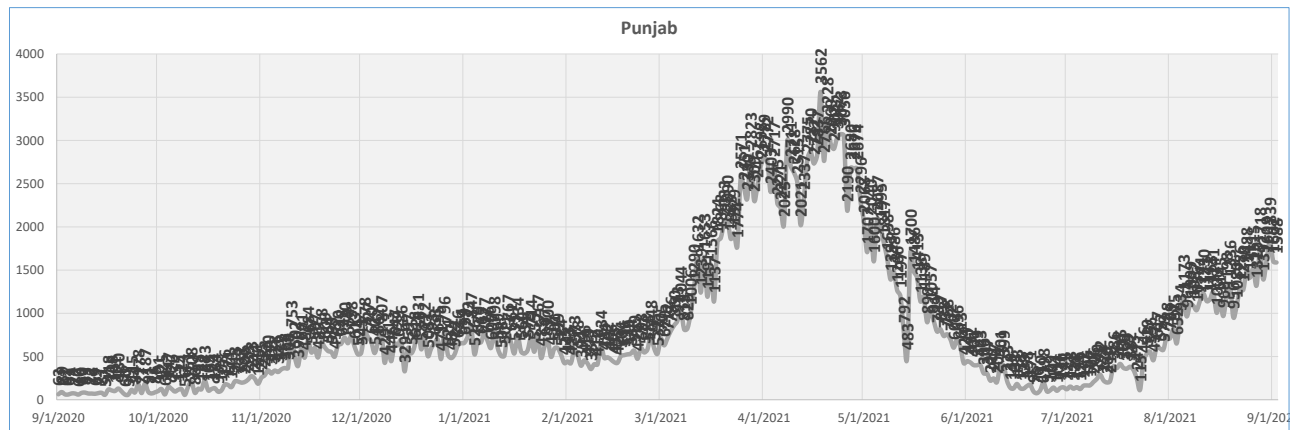
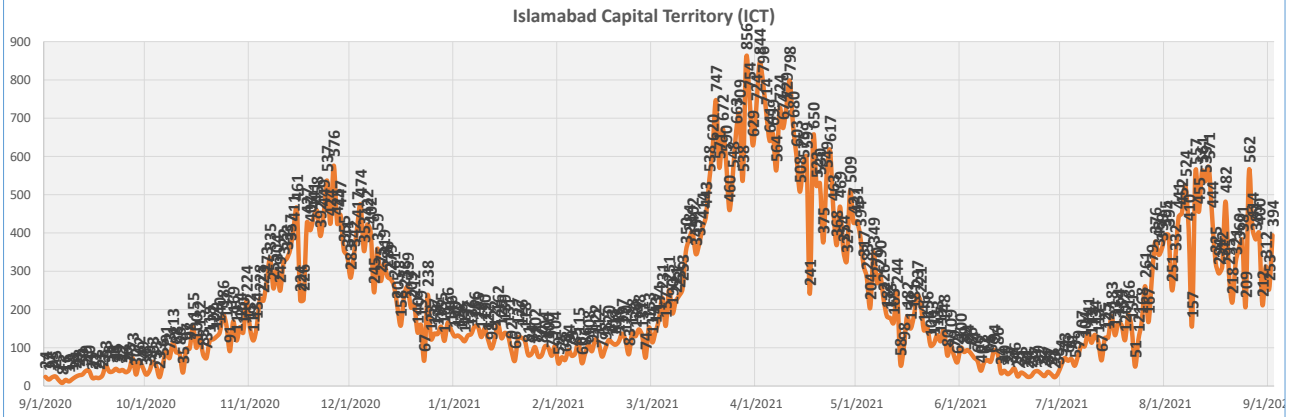
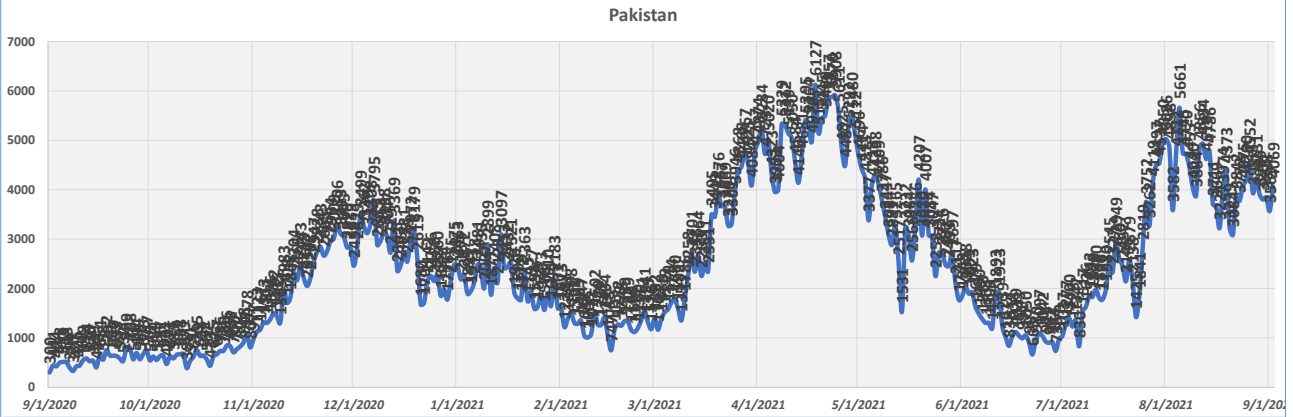


Graph: 2

No. of Confirmed Daily New Cases



Daily National/Provincial Case Progression of COVID-19



Daily National/Provincial Case Progression of COVID-19

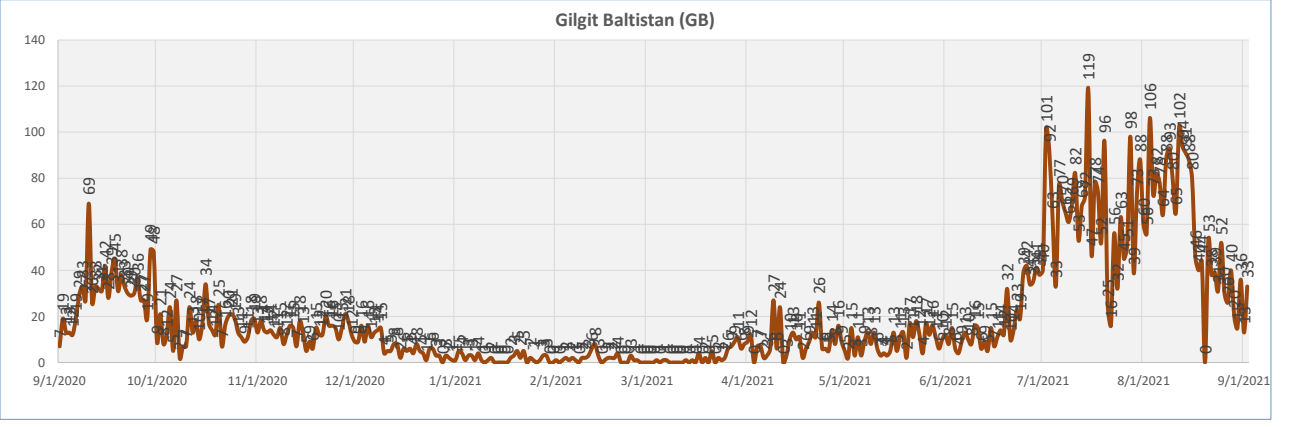
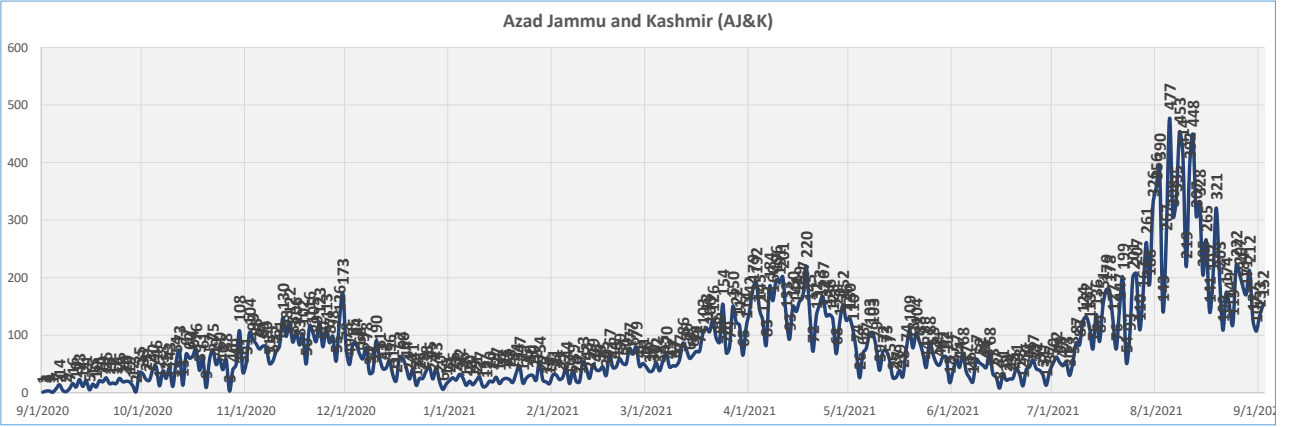
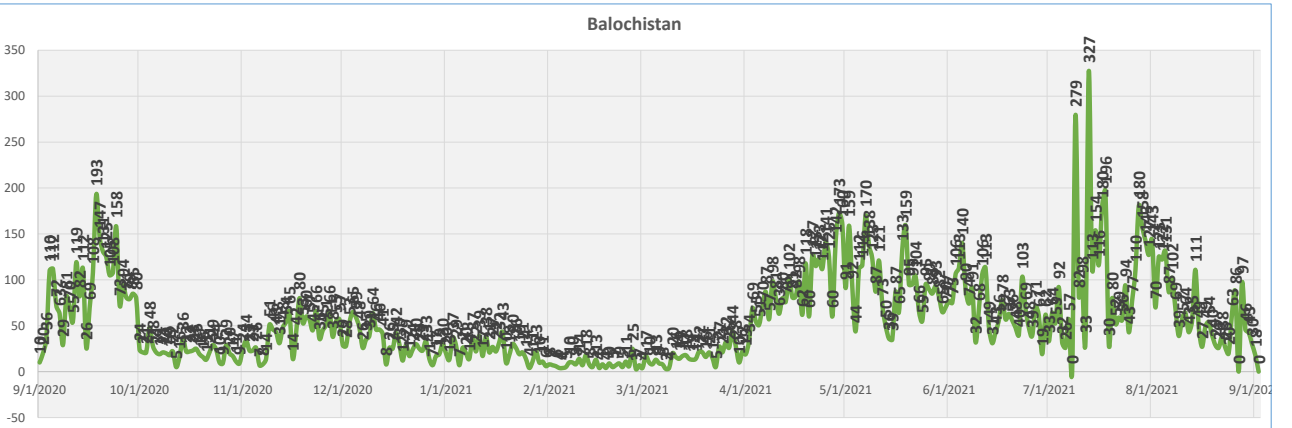
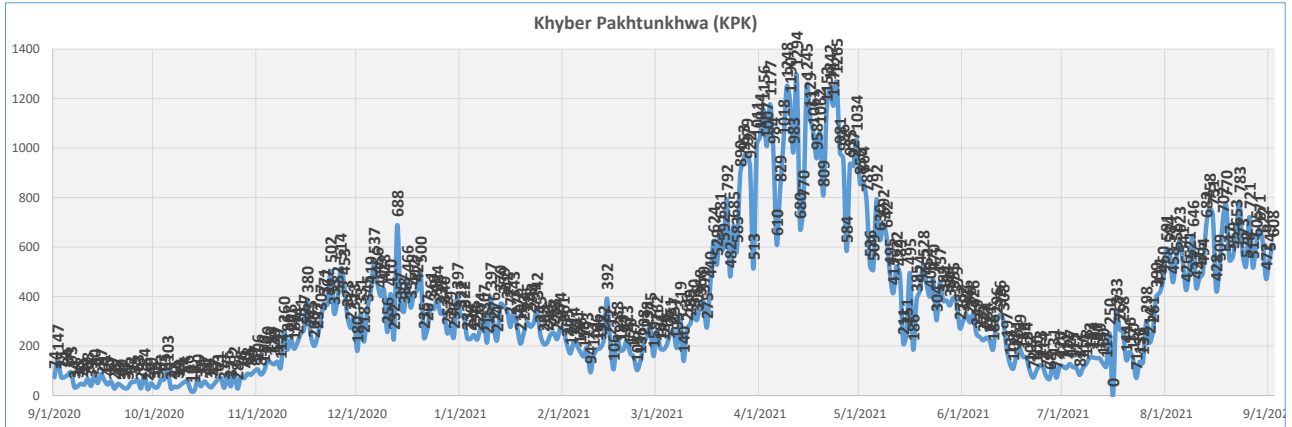
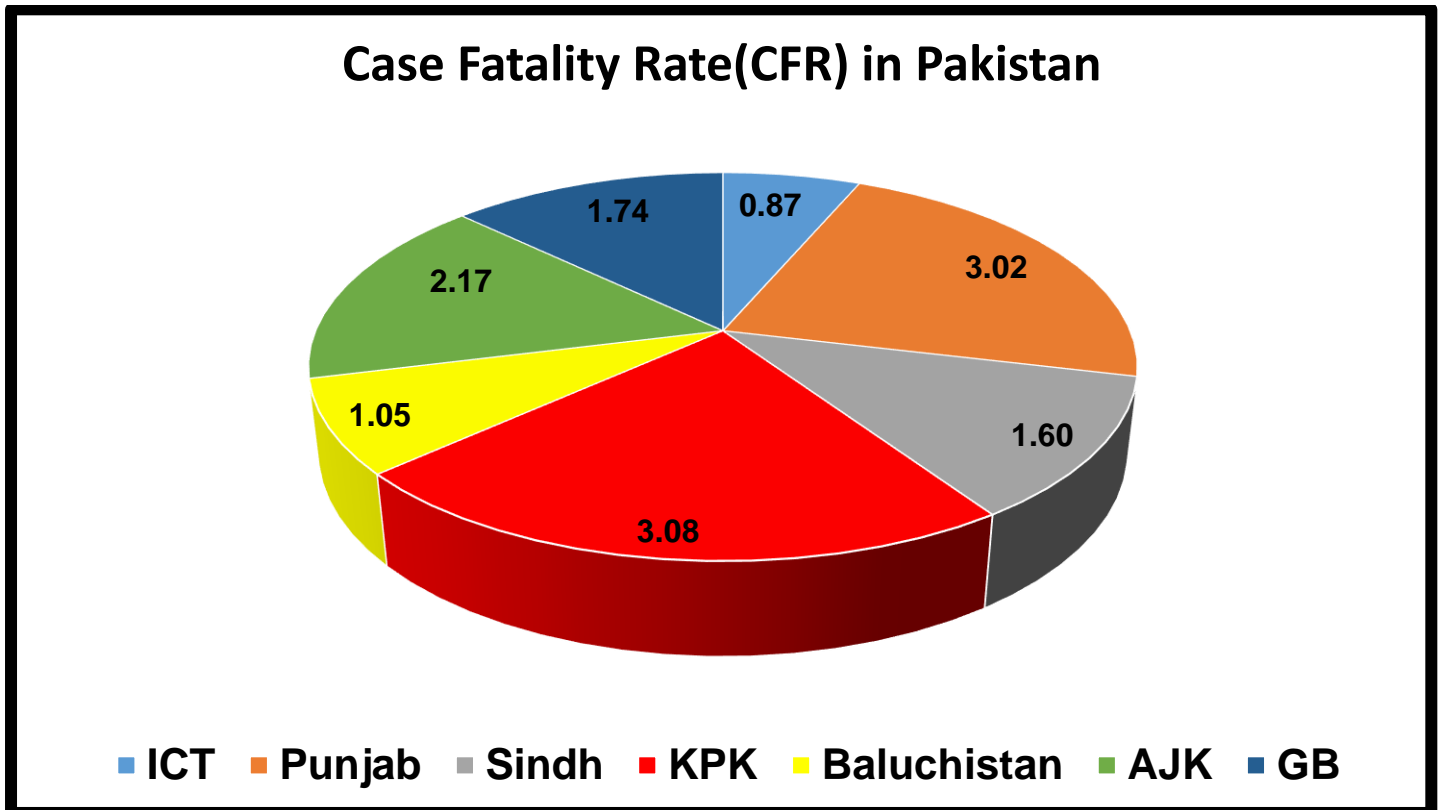


Table:4	Distribution of PPEs & Food Hampers (Dispatched to Districts)									
Districts	Gowns	Surgical Mask	Gloves	Goggles	N95 Mask & Jack Ma	Sanitizer	Caps	Food Hampers	Water Bottles	Atta Bags
Rawalpindi	7,500	15,000	16,000	4,500	3,850	1,200		500	500	
Jhelum	1,500	4,000	3,500	1,500	500	200		500	500	250
Chakwal	500	1,500	1,500	500	100			500	500	250
Attock	1,453	3,500	3,500	1,000	150	200		500	500	
Gujranwala	2,800	16,500	6,000	5,300	5,550	1,100		1,500	1,500	250
Gujrat	1,600	5,000	5,000	1,600	500	500		7,000	2,000	250
Hafizabad	800	8,350	3,650	800	300	825		1,500		
Mandi Bahauddin	1,300	3,500	3,500	1,300	400	500		1,500	500	250
Narowal	1,300	3,500	3,500	1,300	400	400		1,500	1,500	
Sialkot	1,800	4,000	4,000	1,300	350	600		3,500	500	250
Sargodha	1,300	3,000	3,000	800	400	400		3,500	500	250
Khushab	1,300	8,000	3,000	800	1,600	900		1,000	500	250
Mianwali	1,800	5,000	5,000	1,300	250	200		1,000	500	250
Bhakkar	3,300	6,000	6,000	300	4,050	3,200	500	1,000	500	250
Lahore	5,500	15,000	8,000	4,500	1,150	400		2,500	2,500	250
Kasur	1,300	3,000	3,000	800	1,100	400		500	500	
Nankana Sahib	500	1,500	1,500	500	100			500	500	
Sheikhupura	500	2,000	1,000	500	100			500		
Faisalabad	1,000	2,500	2,500	1,000	400	300		500	500	250
Chiniot	500	2,000	2,000	500	100			500	500	250
Toba Tek Singh	300	1,000	1,000	300	1,050	200		500	500	
Jhang	11,400	27,000	4,500	5,500	5,100	5,000	2,000	500	500	250
Sahiwal	1,300	3,000	3,000	800	1,100	400		500	500	
Okara	1,300	3,000	3,000	800	1,100	400		500	500	
Pakpattan	300	1,000	1,000	300	1,050	200		500	500	
Multan	6,500	9,000	11,000	3,100	900	450	1,000	500	500	250
Lodhran	300	1,000	1,000	300	1,050	200		500	500	250
Khanewal	1,000	2,500	2,500	1,000	400	200		500	500	
Vehari	500	1,500	1,500	500	100			500	500	
Bahawalpur	3,500	11,500	1,500	1,000	100	4,000		500	500	250
Bahawalnagar	1,000	2,500	2,500	1,000	400	200		500	500	
Rahim Yar Khan	8,000	31,500	11,500	1,500	5,100	2,000	15,000	500	500	250
Dera Ghazi Khan	3,000	3,000	5,000	1,100	800	1,700	1,000	1,500	1,500	250
Layyah	300	1,000	1,000	300	1,050	200		500	500	250
Muzaffargarh	500	1,000	1,000	500	300	200		500	500	250
Rajanpur	500	1,000	1,000	500	300	200		500	500	250
Total	77,253	213,350	137,150	48,600	41,250	26,875	19,500	39,000	23,500	5,500

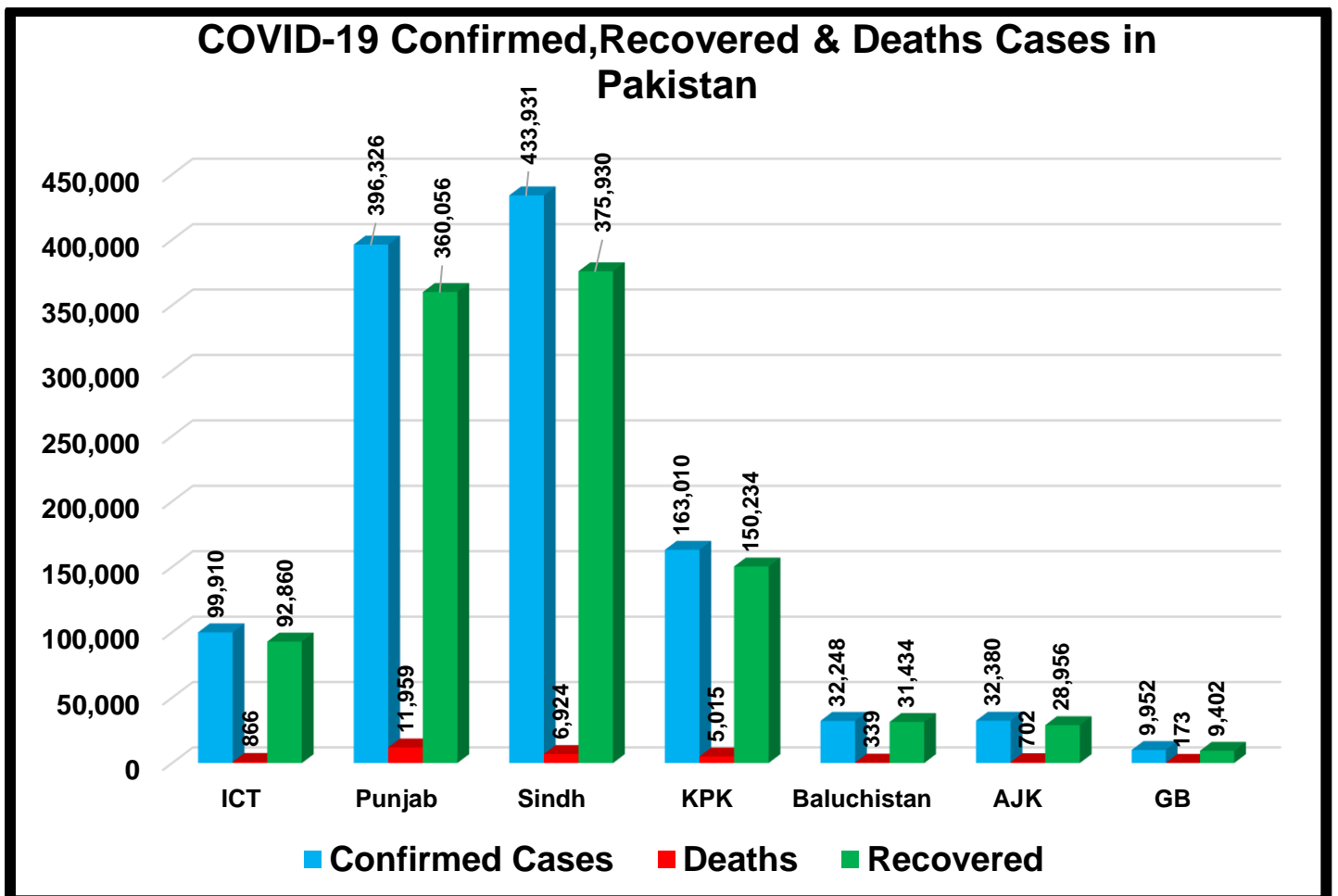
Table:5		Distribution of PPEs (Dispatched to Stakeholders)						
Sr#	Departments	Gowns	Surgical Mask	Gloves (Pair)	Goggles	N95 Mask & Jack Ma	KN95 Mask	Sanitizer
1	IG Prison	2600	51000	33500	1200	2200	0	21900
2	Health Department	0	0	0	1300	14510	0	1000
3	Food Department	0	2000	2000	0	0	0	0
4	PWD	0	20000	20000	0	0	0	200
5	Director SPU Lahore	100	3000	3000	0	0	0	100
6	PESSI	0	20000	20000	0	0	0	200
7	Sargodha (PHA)	250	1500	1500	0	50	0	200
8	Administrator Lahore	1000	2000	2000	1000	50	0	200
9	WASA Lahore	0	5000	5000	200	50	0	200
10	LWMC	1000	5000	5000	200	50	0	400
11	Agriculture Ext:	354	7604	104	354	0	0	0
12	Punjab Assembly	0	19000	3500	0	1200	0	8
13	MI	300	0	300	300	100	0	200
14	Local Govt.	58	450	190	58	100	0	42.5
15	MD CDA Bahawalpur	200	200	200	0	200	0	50
16	DG Child protection	0	2000	2000	0	0	0	30
17	Blood Transfusion service Punjab	0	500	0	0	0	0	30
18	Labour & Human Resource Department	0	200	100	0	0	0	2.75
19	Higher Education Department	0	1200	200	0	150	0	602
20	PITB	0	25000	22000	0	0	0	990
21	MS Punjab Institute of neurosciences	0	0	5000	0	0	0	
22	Other forces (ISI)	104	14000	4450	200	1400	0	673
23	Punjab Rangers	8700	25000	34500	2200	4870	0	4325
24	Pakistan Army	29589	121300	113100	9365	16250	0	11980
25	Punjab Rescue 1122	14500	86000	108000	11000	24800	0	8450
26	Punjab Police	58650	143696	88199	16500	12400	200	13335
27	Personal Staff Chief Secretary Punjab	0	1250	0	0	0	0	15
28	Senior Civil Judge	250	5000	0	0	200	0	500
29	School Education Department	150	12000	0	0	2500	0	2000
30	Punjab Service Tribunal	0	2000	0	0	80	0	40.5
31	Finance Department	0	16500	0	0	1350	0	817.5
32	BOR	0	2500	0	0	100	0	200
33	MTO-1 Transport Wing, S&GAD	0	2500	0	0	40	0	50
34	Minister for HUD & PHE Department	0	500	200	0	20	0	5
35	Minister for Revenue Department	0	500	200	0	20	0	5
36	Communication & Works Department	0	1000	300	0	0	0	35
Total		117805	599400	474543	43877	82690	200	68786

Table:6		Distribution of PPEs (Dispatched to Divisions)							
Sr#	Division	Gowns	Surgical Mask	Gloves	Goggles	N95 Mask	KN95 Mask	Jack Ma	Sanitizer (Liter)
1	Multan (Division)		15,000						
2	Bahawalpur (Division)		14,000						
3	DG Khan (Division)		20,000						
Total			49,000						

Graph: 3



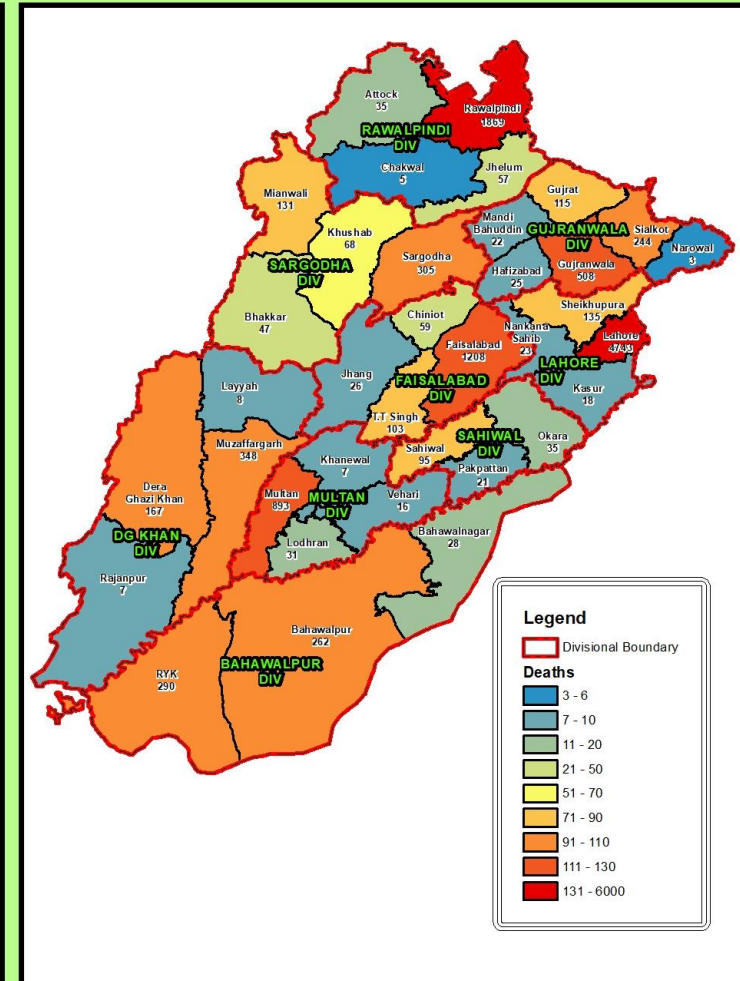
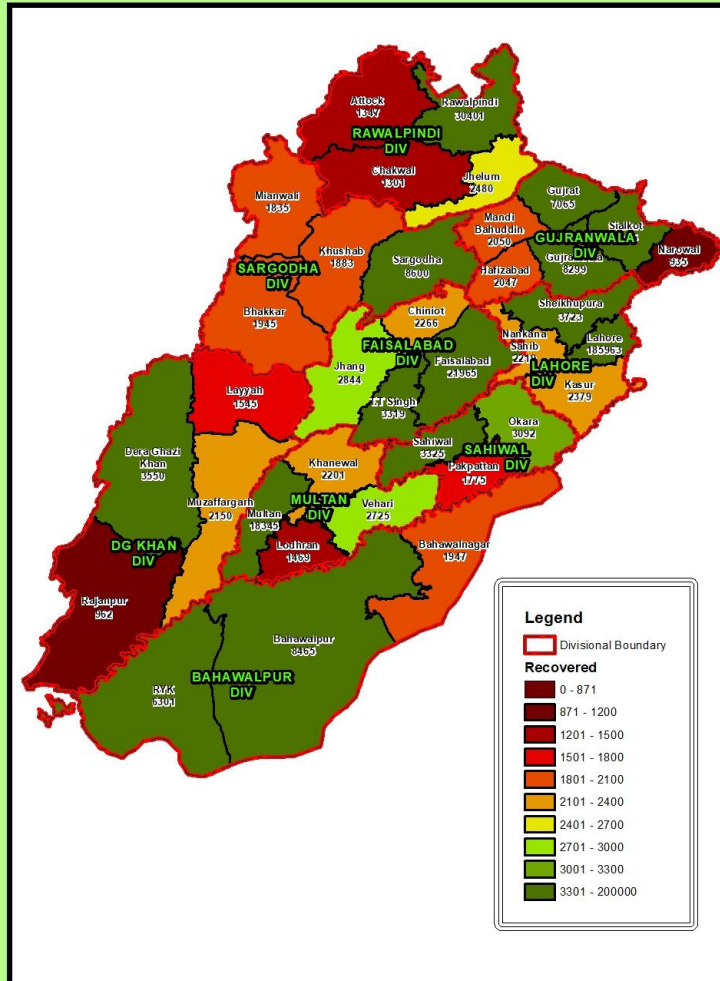
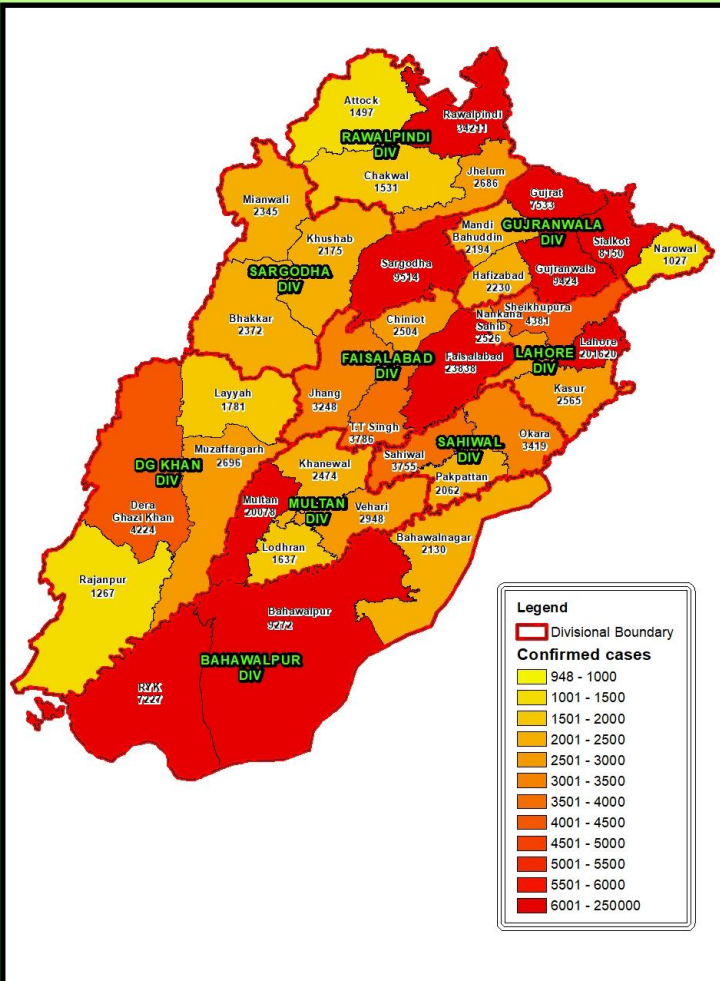
Graph: 4



COVID-19 CONFIRMED CASES

COVID-19 RECOVERED CASES

COVID-19 DEATHS



Sr. No.	District	Confirmed	Recovered	Deaths	Sr. No.	District	Confirmed	Recovered	Deaths	Sr. No.	District	Confirmed	Recovered	Deaths
1	Attock	1497	1347	35		Jhelum	2686	2480	57		Narowal	1027	935	3
2	Bahawalnagar	2130	1947	28		Kasur	2565	2379	18		Okara	3419	3092	35
3	Bahawalpur	9272	8465	262		Khanewal	2474	2201	7		Pakpattan	2062	1775	21
4	Bhakkar	2372	1945	47		Khushab	2175	1883	68		Rajanpur	1267	962	7
5	Chakwal	1531	1301	5		Lahore	201620	185963	4743		Rawalpindi	34211	30401	1869
6	Chiniot	2504	2266	59		Layyah	1781	1545	8		Rahim Yar Khan	7227	6301	290
7	Dera Ghazi Khan	4224	3550	167		Lodhran	1637	1469	31		Sahiwal	3755	3325	95
8	Faisalabad	23838	21965	1208		Mandi Bahuddin	2194	2050	22		Sargodha	9514	8600	305
9	Gujranwala	9424	8299	508		Mianwali	2345	1835	131		Sheikhupura	4381	3723	135
10	Gujrat	7533	7065	115		Multan	20078	18345	893		Sialkot	8150	7335	244
11	Hafizabad	2230	2047	25		Muzaffargarh	2696	2150	348		T.T Singh	3786	3319	103
12	Jhang	3248	2844	26		Nankana Sahib	2526	2219	23		Vehari	2948	2725	16
		Grand TOTAL					396327	360053	11957					

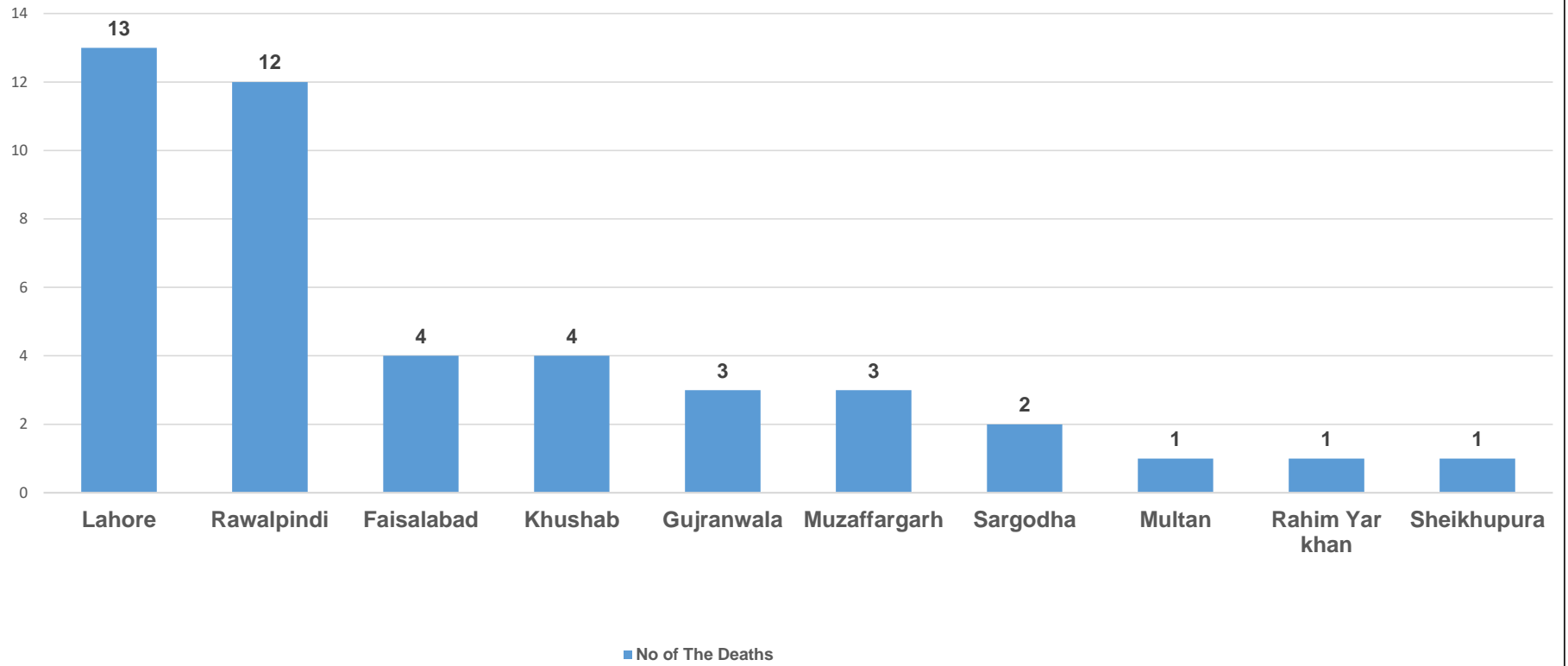
0 85 170 340
Kilometers

PDMA

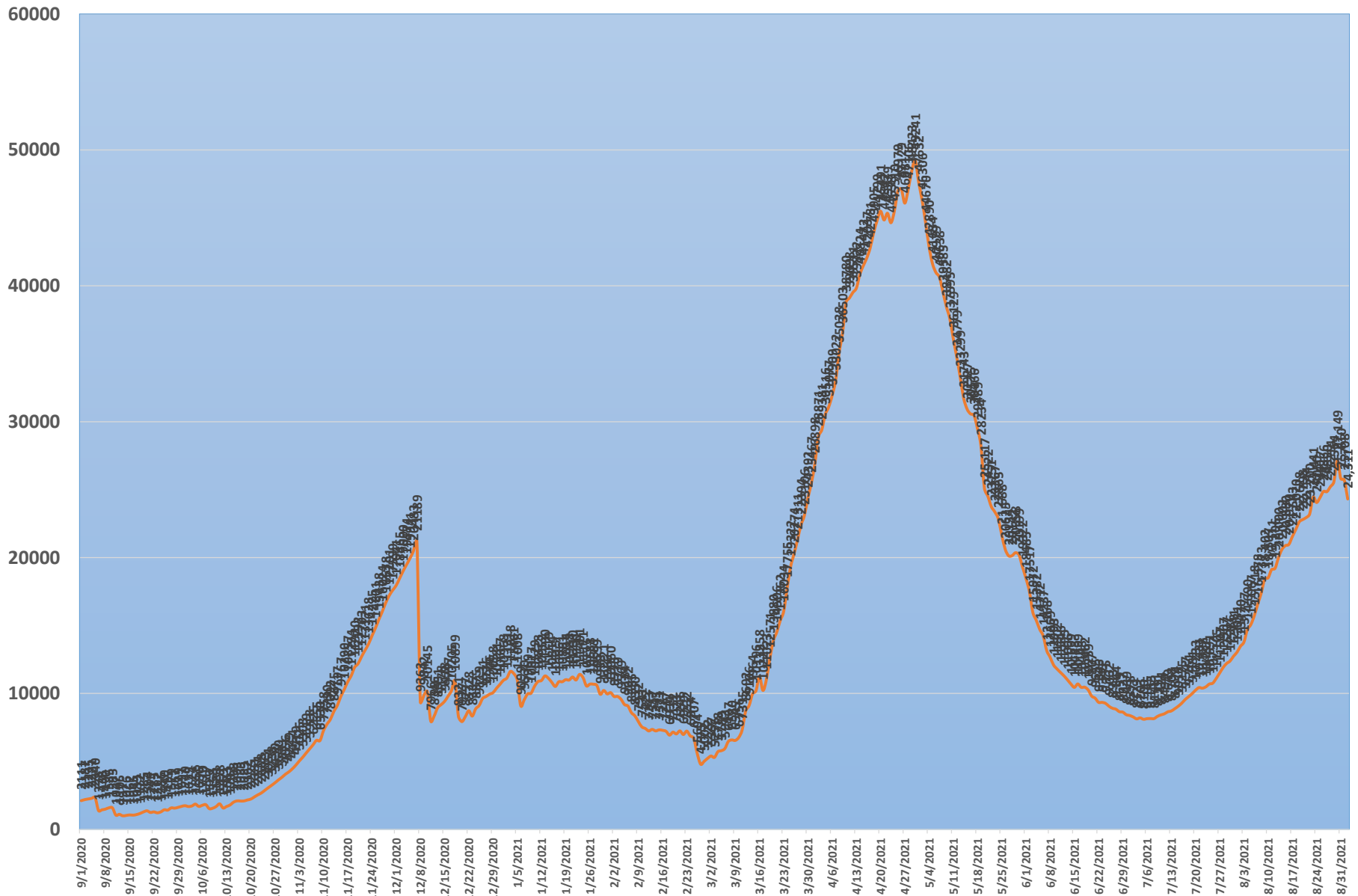
Source: P&SHD Sit-Rep
Dated: 1st Sep 2021 at 08:00 pm

No. of Deaths Today: 44

District Wise New Deaths

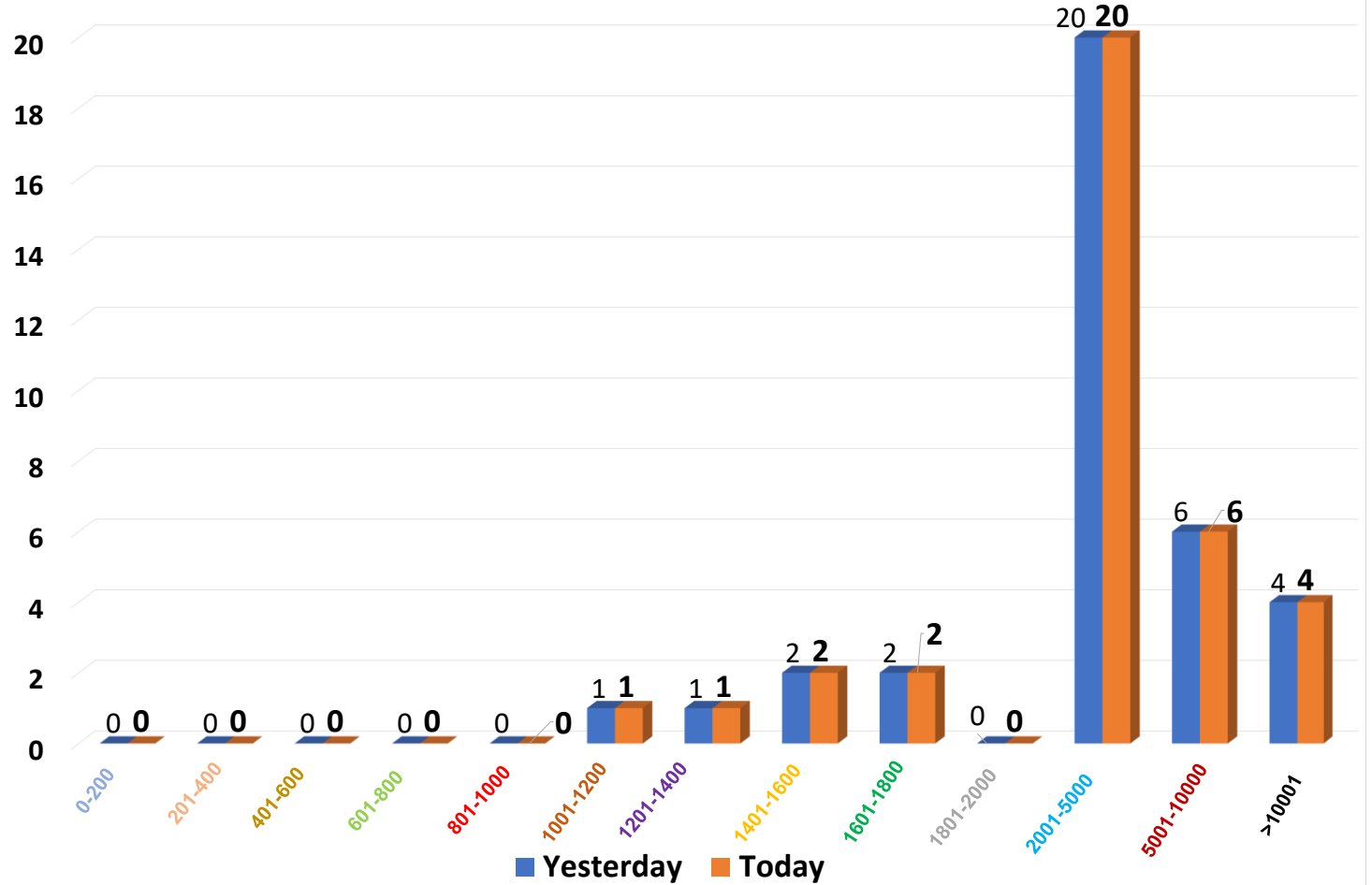


Daily Active Confirmed Cases (Excluding Recovered and deceased) from 1st September - Todate - Punjab

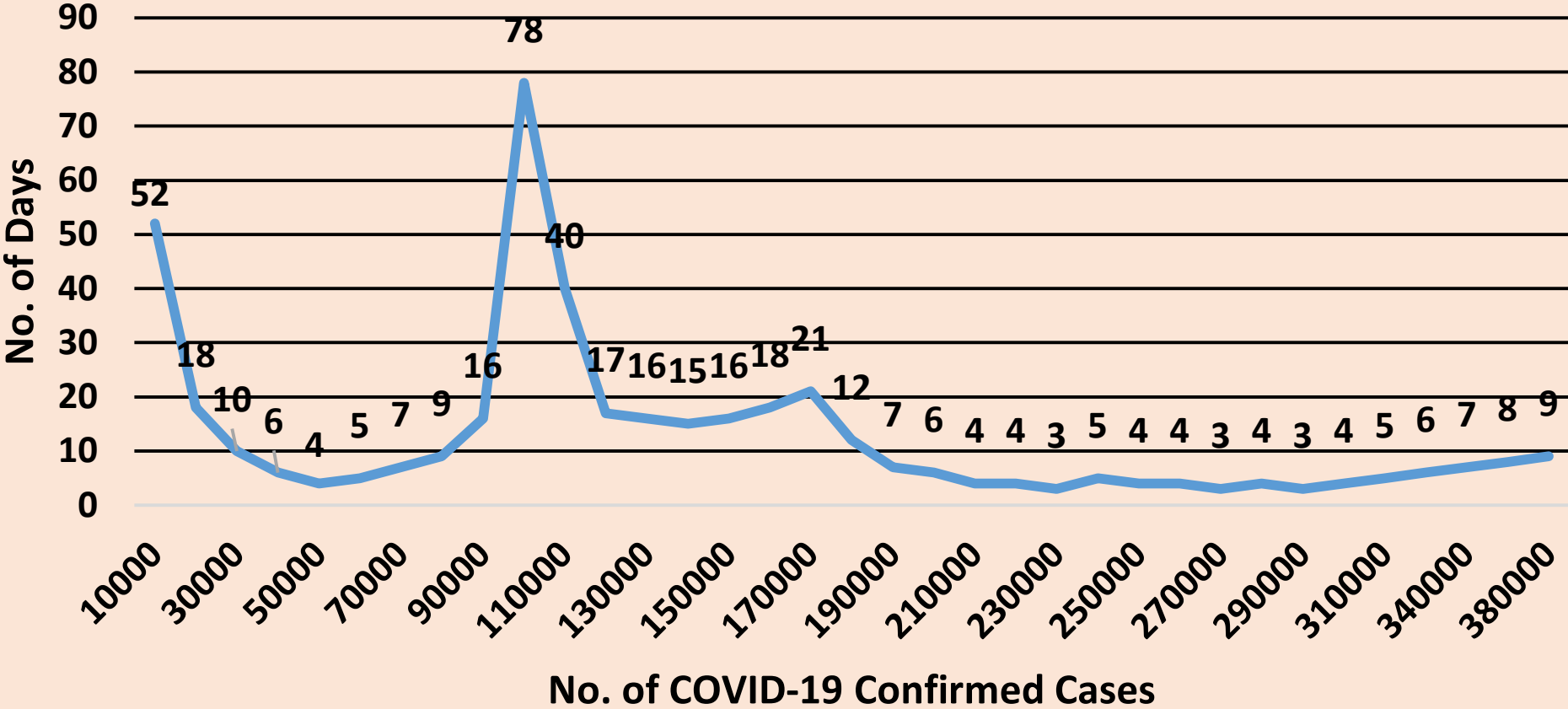


District	Confirmed Cases in District till Yesterday	Confirmed Cases in District till Today
Narowal	1018	1027
Rajanpur	1253	1267
Attock	1490	1497
Chakwal	1531	1531
Lodhran	1623	1637
Layyah	1775	1781
Pakpattan	2049	2062
Bahawalnagar	2116	2130
Khushab	2173	2175
M.B.Din	2185	2194
Hafizabad	2228	2230
Mianwali	2330	2345
Bhakkar	2359	2372
Khanewal	2455	2474
Chiniot	2496	2504
Nankana Sahib	2516	2526
Kasur	2555	2565
Jhelum	2677	2686
Muzaffargarh	2628	2696
Vehari	2940	2948
Jhang	3218	3248
Okara	3388	3419
Sahiwal	3741	3755
T.T Singh	3759	3786
D.G.Khan	4191	4224
Sheikhupura	4369	4381
Rahim Yar Khan	7178	7227
Gujrat	7519	7533
Sialkot	8124	8150
Bahawalpur	9225	9272
Gujranwala	9381	9424
Sargodha	9493	9514
Multan	20010	20078
Faisalabad	23728	23838
Rawalpindi	34110	34211
Lahore	200908	201620
Total	394739	396327

DISTRICT WISE COMPARISON OF CONFIRMED CASES

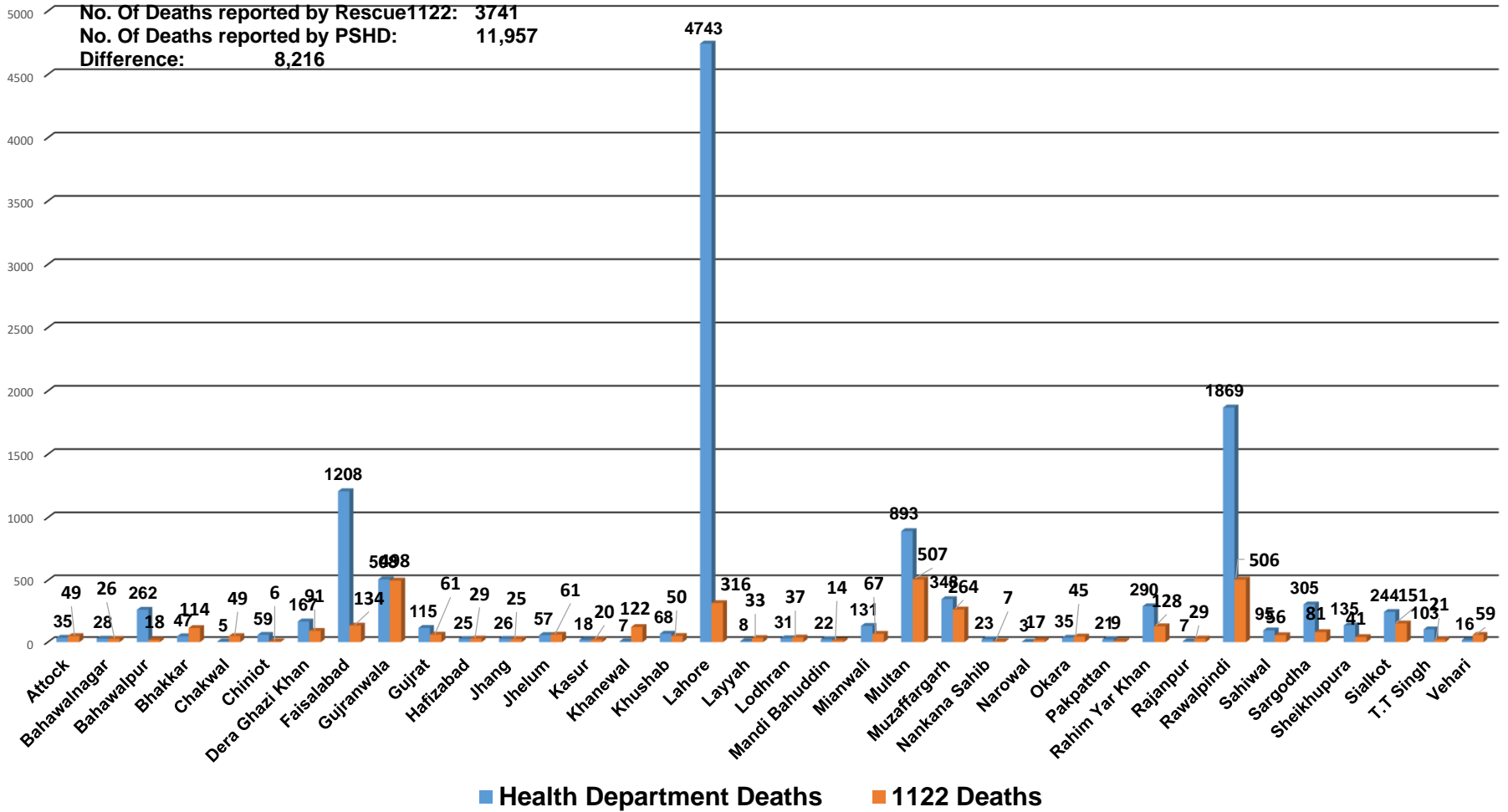


Progression of Confirmed Cases



Death Comparison Rescue 1122 VS PSHD

No. Of Deaths reported by Rescue1122: 3741
No. Of Deaths reported by PSHD: 11,957
Difference: 8,216



Comparitive Analysis of Different Countries regarding COVID-19

