



PDMA

Board of Revenue, Punjab PDMA Punjab Daily Covid-19 Vaccination Sit-Rep

01-08-2021 11:59 PM



BOR

Covid-19 Vaccination Summary

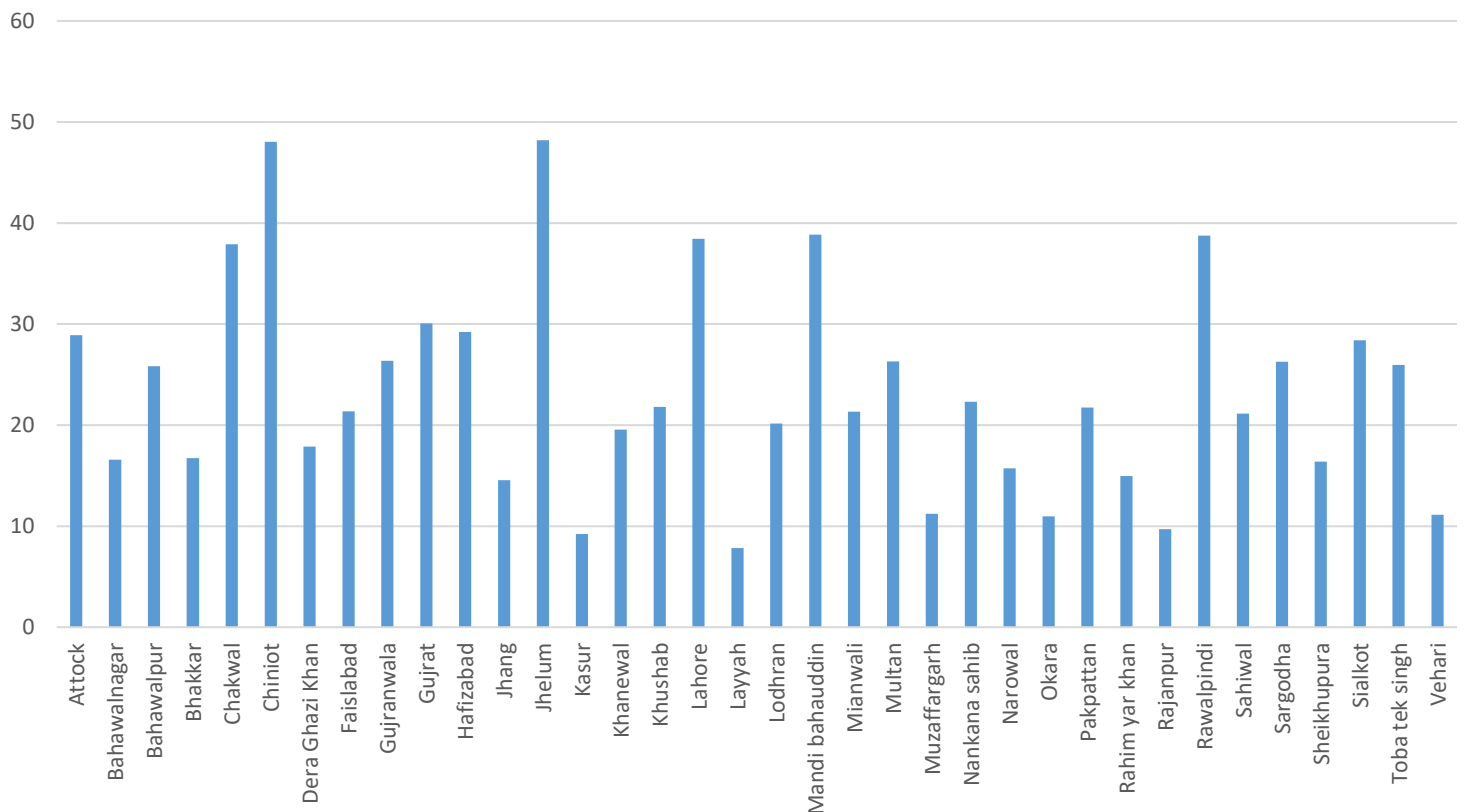
15,927,336 persons have been vaccinated till date covering **23.73%** individuals across Punjab.

84,390 persons have been vaccinated today against assigned target of **125,979** in 36 districts of Punjab in **278** Corona Vaccination centers.

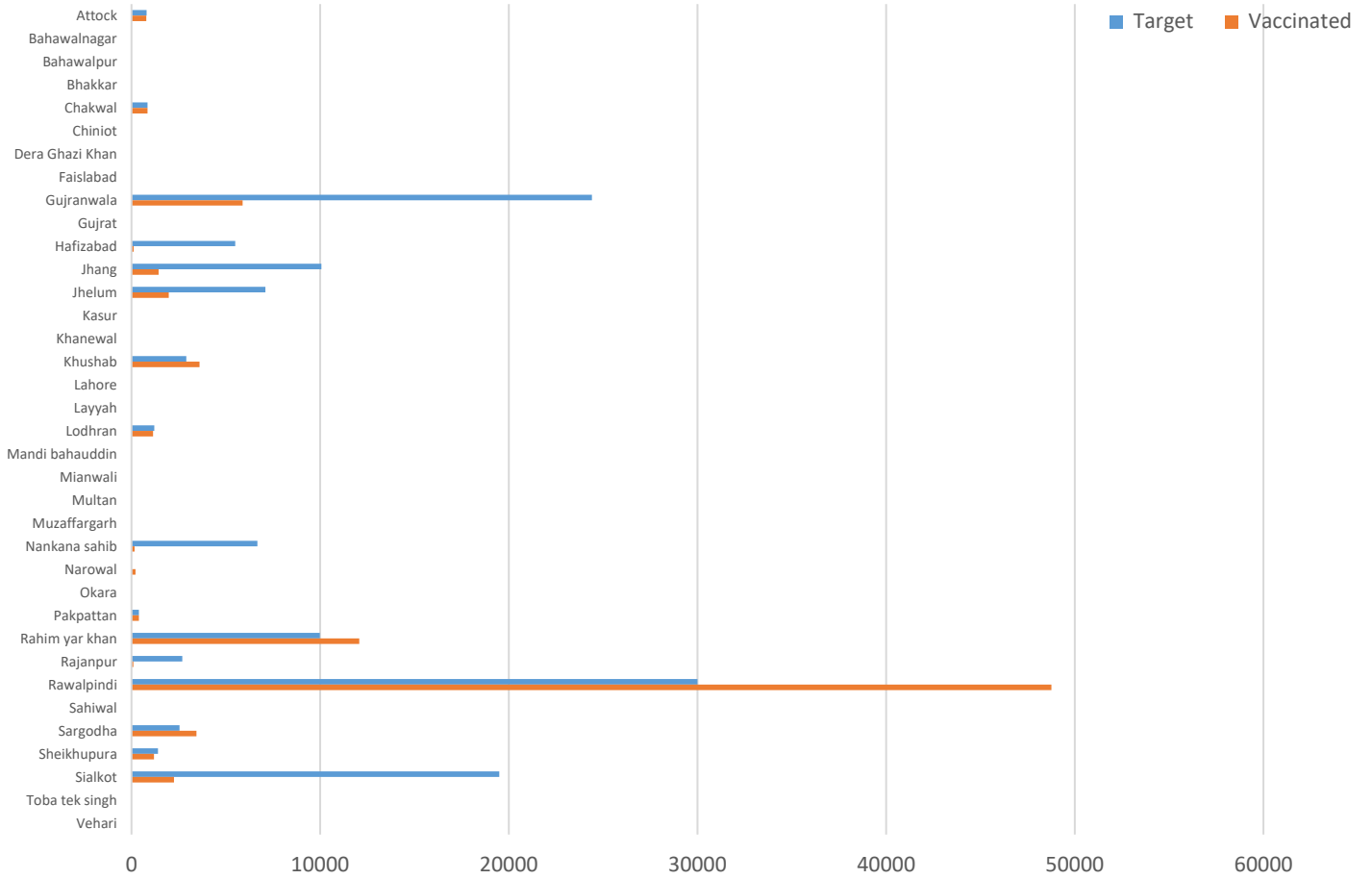
Daily Vaccination Summary of Punjab

Total CVCs Operational	Total Vaccinated till date	Persons Vaccinated Yesterday	Persons Vaccinated Today	Variance	Daily Target	Daily % age achieved
278	15,927,336	538,347	84,390	453,957	125,979	66.99%

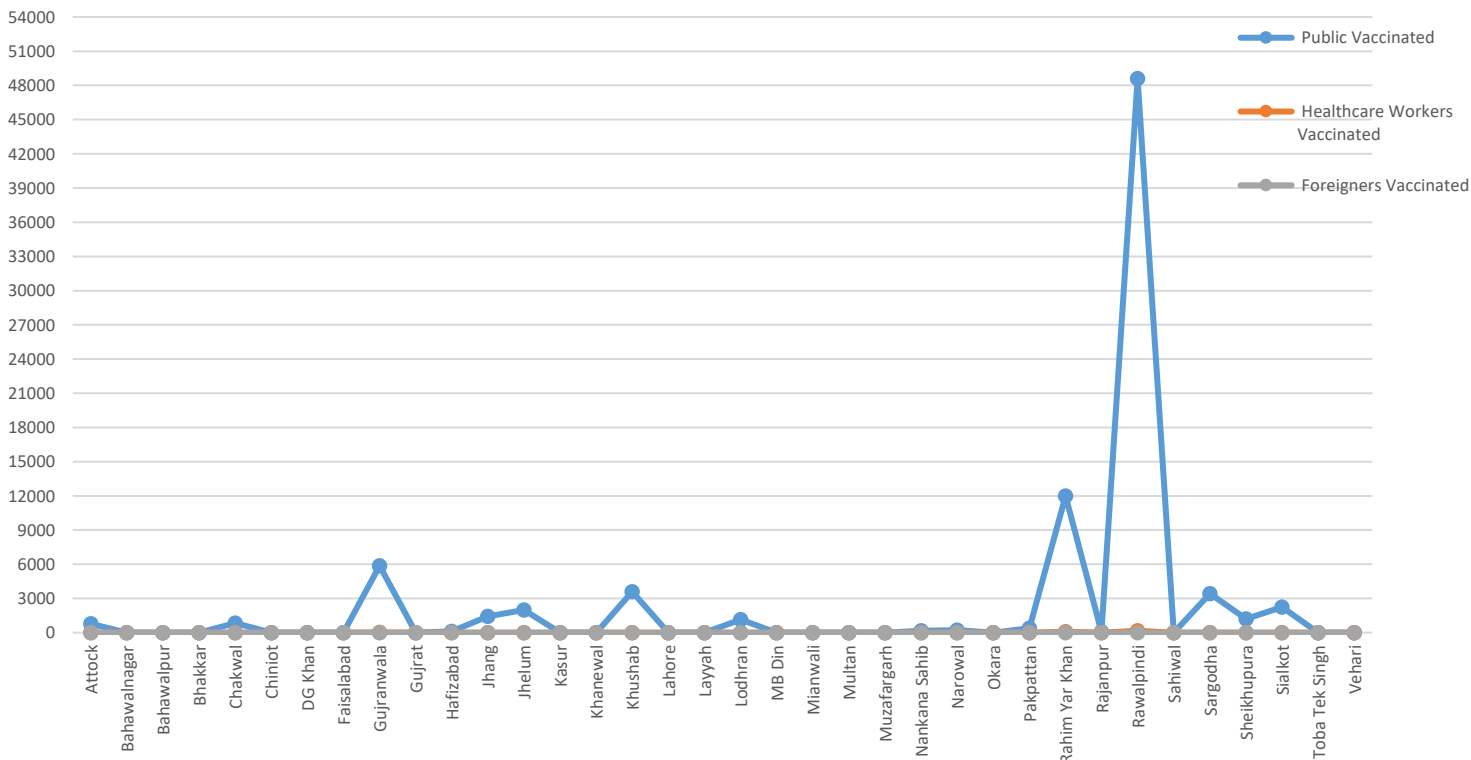
District wise Total Percentage Vaccination



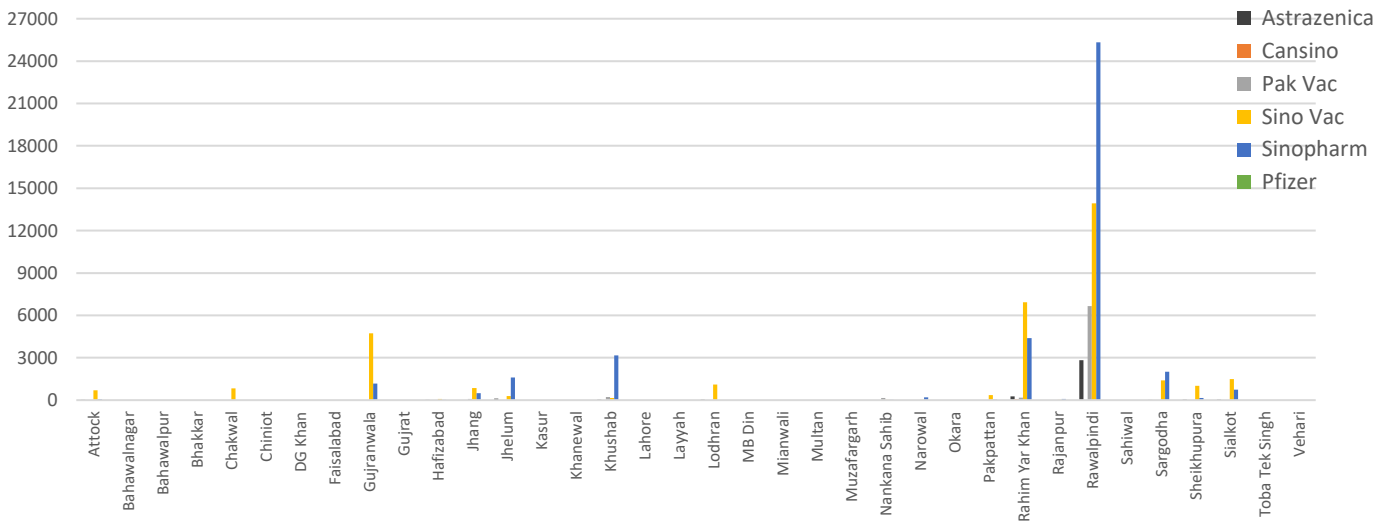
Daily Vaccination Target Vs Achievement



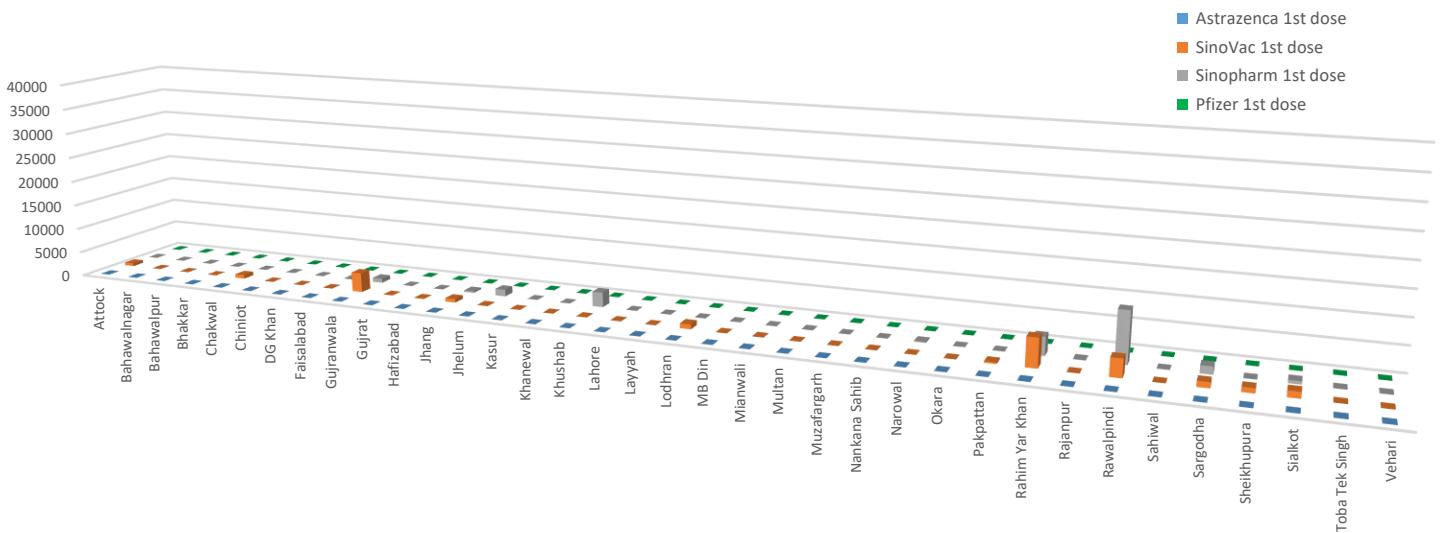
Public Vs Health Workers Vs Foreigners Vaccinations



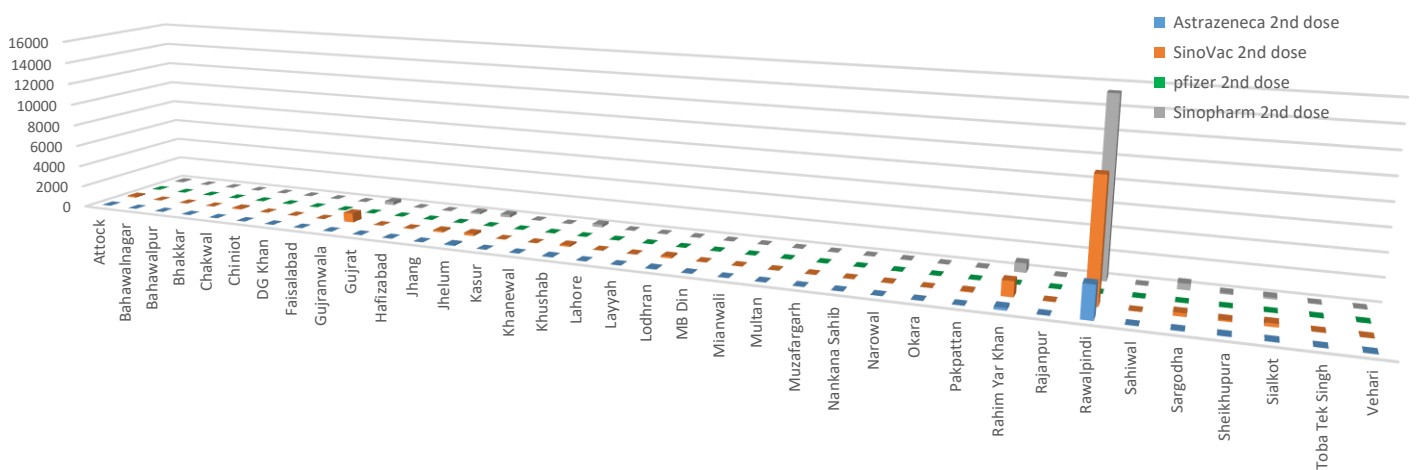
District wise Vaccines Consumption



1st dose Vaccination shots Today



2nd dose Vaccination shots Today



Vaccines Stock Available

District	Cansino	Astra Zenca	Sino Pak	Sino Vac	Sino Pharm	Pfizer	Others	Total
Attock	24	4,442	305	12,985	13,008	-	-	30,764
Bahawalnagar	-	1,450	1,480	13,918	15,830	-	100	32,778
Bahawalpur	252	8,730	430	29,834	24,364	-	390	64,000
Bhakkar	-	2,360	30	1,199	7,780	-	-	11,369
Chakwal	3	1,250	160	20,644	3,396	-	-	25,453
Chiniot	-	4,200	150	15,052	8,580	-	-	27,982
DG Khan	-	3,482	4,198	12,678	11,184	-	-	31,542
Faisalabad	114	15,840	2,000	92,417	29,547	-	9,650	149,568
Gujranwala	9,360	13,990	50	12,386	42,583	-	9,610	87,979
Gujrat	30	3,230	232	16,661	7,625	-	2,247	30,025
Hafizabad	-	2,070	-	4,778	7,060	-	-	13,908
Jhang	-	1,790	1,280	13,300	10,820	-	-	27,190
Jhelum	-	4,880	4,810	8,508	27,904	-	-	46,102
Kasur	-	2,050	720	11,298	8,882	-	-	22,950
Khanewal	-	6,020	660	18,792	9,776	-	-	35,248
Khushab	-	1,750	470	4,044	13,698	-	-	19,962
Lahore	2,660	78,340	3,520	84,529	76,211	-	78,340	323,600
Layyah	-	2,110	860	16,487	11,332	-	-	30,789
Lodhran	-	1,596	-	6,297	-	-	-	7,893
MB Din	-	2,010	-	20,680	15,640	-	1,620	39,950
Mianwali	-	3,890	10	12,956	19,533	-	-	36,389
Multan	-	12,210	10,049	71,881	6,722	2,433	9,600	112,895
Muzafargarh	168	5,575	3,223	26,526	28,938	-	-	64,430
Nankana Sahib	-	4,720	1,880	8,510	1,958	-	-	17,068
Narowal	-	-	-	298	215	-	-	513
Okara	-	6,030	350	29,620	12,450	-	-	48,450
Pakpattan	-	1,970	2,400	26,542	4,872	-	-	35,784
Rahim Yar Khan	-	7,170	500	13,906	13,802	-	190	35,568
Rajanpur	-	2,400	840	13,966	23,443	-	-	40,649
Rawalpindi	138	18,774	14,550	52,546	96,101	-	-	182,109
Sahiwal	-	2,952	10	5,614	4,315	-	400	13,291
Sargodha	7,317	12,481	4,800	73,784	14,861	330	10,435	124,008
Sheikhupura	102	6,426	2,338	47,752	1,364	-	-	57,982
Sialkot	9	3,570	-	12,464	16,200	-	-	32,243
Toba Tek Singh	-	6,550	60	19,612	9,042	-	-	35,264
Vehari	-	6,590	321	21,082	15,206	-	-	43,199
Total	20,177	262,898	62,686	853,546	614,242	2,763	122,582	1,938,894

Punjab Corona Vaccination Records District-Wise Summary
31-July-2021

#	District	Total Population	Target Population	Vaccinated Till Now	% of Population Vaccinated Till Now	Target Today	Vaccinated Today	Target Achieved
1	KHANEWAL	2,920,233	1,782,411	85,239	5%	900	14,391	1599%
2	PAKPATTAN	1,824,228	1,112,449	48,380	4%	4,000	11,197	280%
3	LAYYAH	1,823,995	1,112,780	33,314	3%	2,457	5,376	219%
4	MUZAFFARGARH	4,328,549	2,636,425	75,276	3%	5,801	11,692	202%
5	VEHARI	2,902,081	1,767,442	87,853	5%	6,852	13,048	190%
6	NAROWAL	1,707,575	827,388	27,776	3%	5,500	10,319	188%
7	GUJRANWALA	5,011,066	3,058,659	219,303	7%	24,400	45,719	187%
8	JHELUM	1,222,403	745,816	106,070	14%	7,100	13,190	186%
9	SAHIWAL	2,513,011	1,535,711	85,394	6%	7,041	11,521	164%
10	RAHIM YAR KHAN	4,807,762	2,936,543	136,328	5%	9,980	16,088	161%
11	KHUSHAB	1,280,372	781,592	51,054	6.5%	2,897	4,603	159%
12	DERA GHAZI KHAN	2,872,631	1,752,042	121,043	7%	3,863	6,054	157%
13	HAFIZABAD	1,156,954	705,743	57,693	8%	5,500	8,511	155%
14	RAWALPINDI	5,402,380	3,297,436	773,646	23%	30,000	45,597	152%
15	MULTAN	4,746,166	2,894,516	233,941	8%	19,400	28,426	147%
16	NANKANA SAHIB	1,354,986	1,042,951	64,132	6%	6,000	8,549	142%
17	BAHAWALPUR	3,669,176	1,818,970	135,513	7%	8,980	12,579	140%
18	MANDI BAHAUDDIN	1,594,039	971,908	139,323	14%	7,500	10,388	139%
19	RAJANPUR	1,996,039	1,217,534	24,688	2%	2,689	3,369	125%
20	BAHAWALNAGAR	2,975,656	2,237,544	579,727	26%	7,940	9,389	118%
21	GUJRAT	2,756,289	1,681,227	173,218	10%	12,700	14,462	114%
22	ATTOCK	1,886,378	1,148,969	100,721	9%	10,000	11,002	110%
23	MIANWALI	1,542,601	943,117	62,995	7%	5,449	5,947	109%
24	LODHRAN	1,699,693	1,037,378	44,142	4%	8,800	9,556	109%
25	SARGODHA	3,696,212	2,259,188	200,943	9%	16,201	17,367	107%
26	SHEIKHUPURA	3,460,004	2,110,859	45,083	2%	12,191	12,532	103%
27	LAHORE	11,119,985	6,787,033	1,268,344	19%	60,000	60,393	101%
28	CHAKWAL	1,495,463	912,549	104,055	11%	10,377	10,377	100%
29	OKARA	3,040,826	1,853,874	40,077	2%	8,000	7,881	99%
30	FAISALABAD	7,882,444	4,803,085	317,915	7%	40,000	38,728	97%
31	BHAKKAR	1,647,852	1,006,815	28,879	3%	3,731	3,536	95%
32	SIALKOT	3,894,938	2,375,139	189,584	8%	29,814	25,607	86%
33	TOBA TEK SINGH	2,191,495	1,335,909	86,009	6%	13,880	11,712	84%
34	CHINIOT	1,368,659	835,541	104,276	12%	10,060	8,418	84%
35	KASUR	3,454,881	2,107,547	41,101	2%	15,500	10,758	69%
36	JHANG	2,742,633	1,673,483	64,172	4%	10,060	6,780	67%
-	SUM	109,989,655	67,107,573	5,957,207	8.88%	435,563	545,062	125%

■ District Target (%) Achieved

