



PDMA

Board of Revenue, Punjab PDMA Punjab Daily Covid-19 Vaccination Sit-Rep

01-09-2021 11:59 PM



BOR

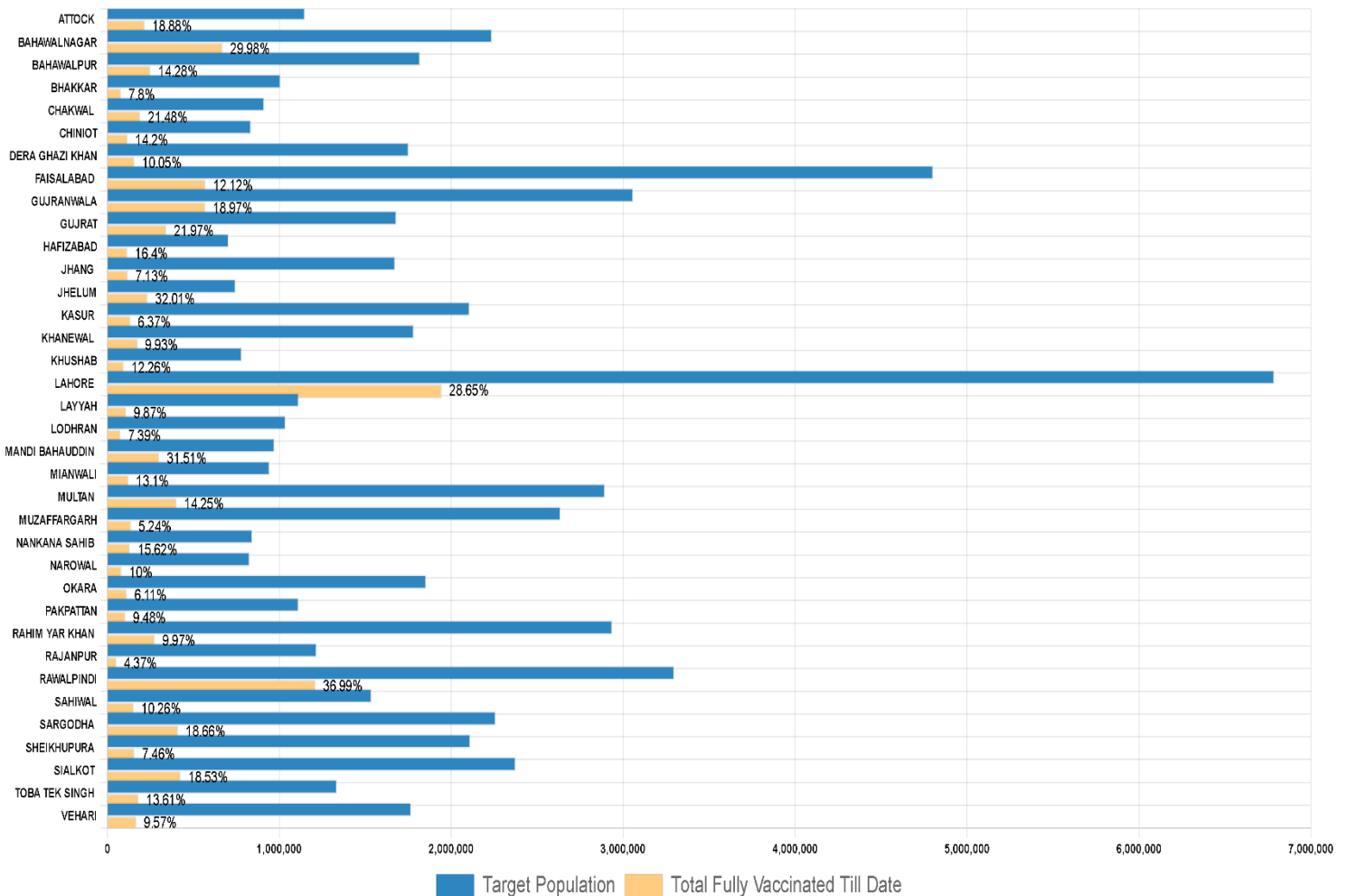
Covid-19 Vaccination Summary

30,598,257 persons have been vaccinated till date covering **45.73%** individuals across Punjab.
842,332 persons were vaccinated today against assigned target of **458,853** in all 36 districts of Punjab.

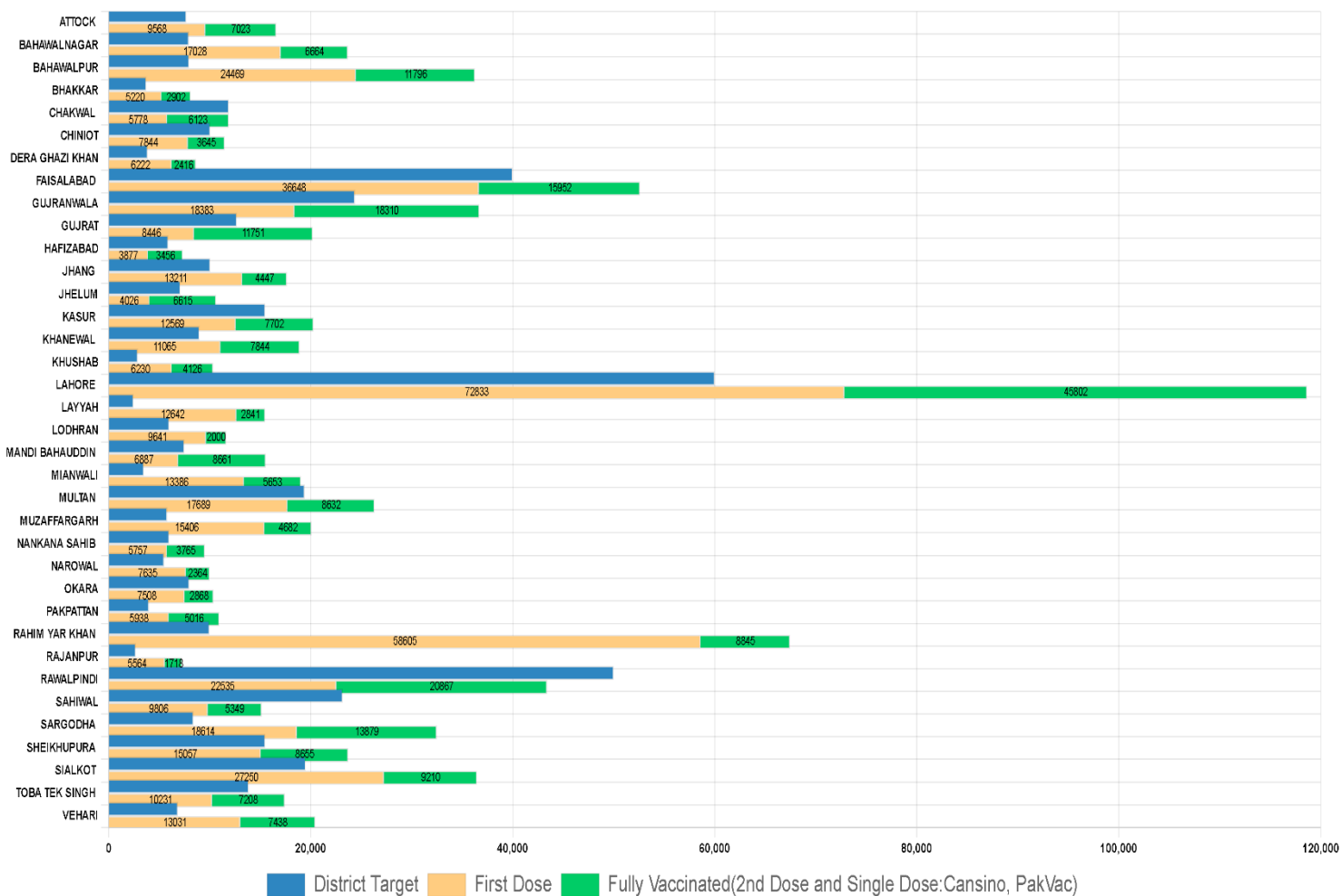
Daily Vaccination Summary of Punjab

| Total CVCs Operational | Total Vaccinated till date | Targeted Population | %age Covered |
|------------------------|----------------------------|---------------------|--------------|
| 801 | 30,598,257 | 66,907,573 | 45.73% |

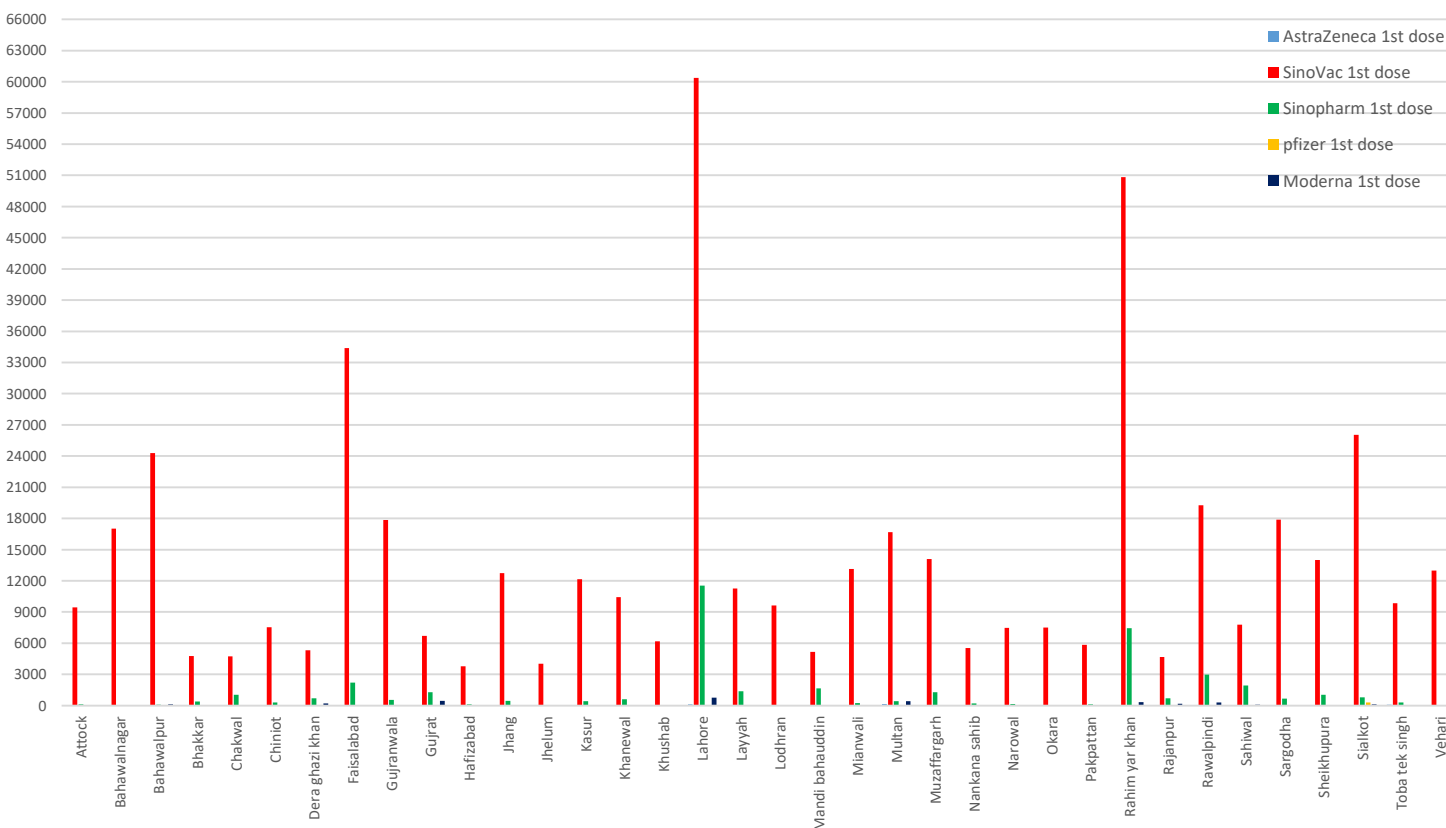
Percentage of Population Fully Vaccinated (2nd dose & 1 time dose)



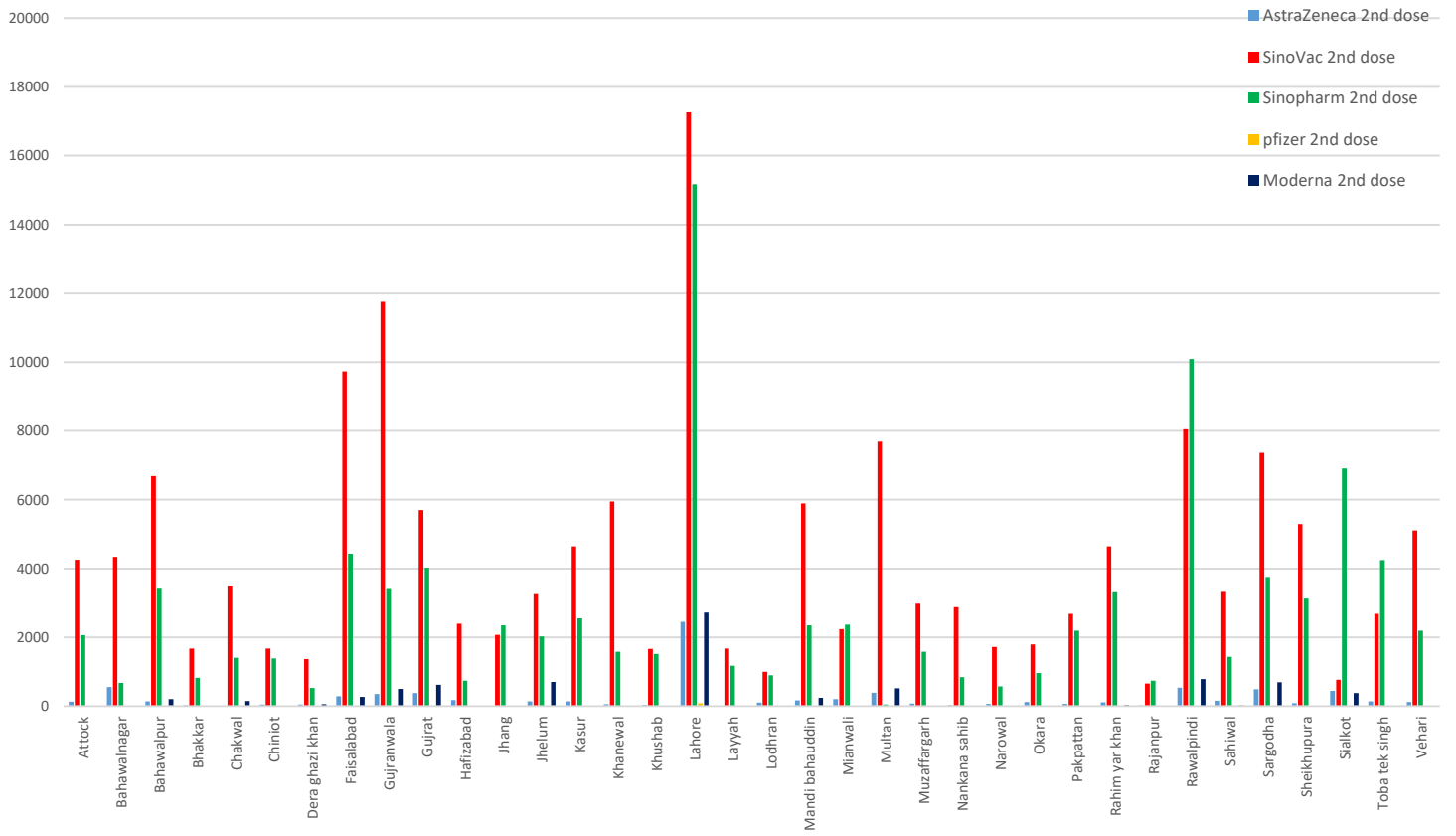
Daily Vaccination Target Vs Achievement



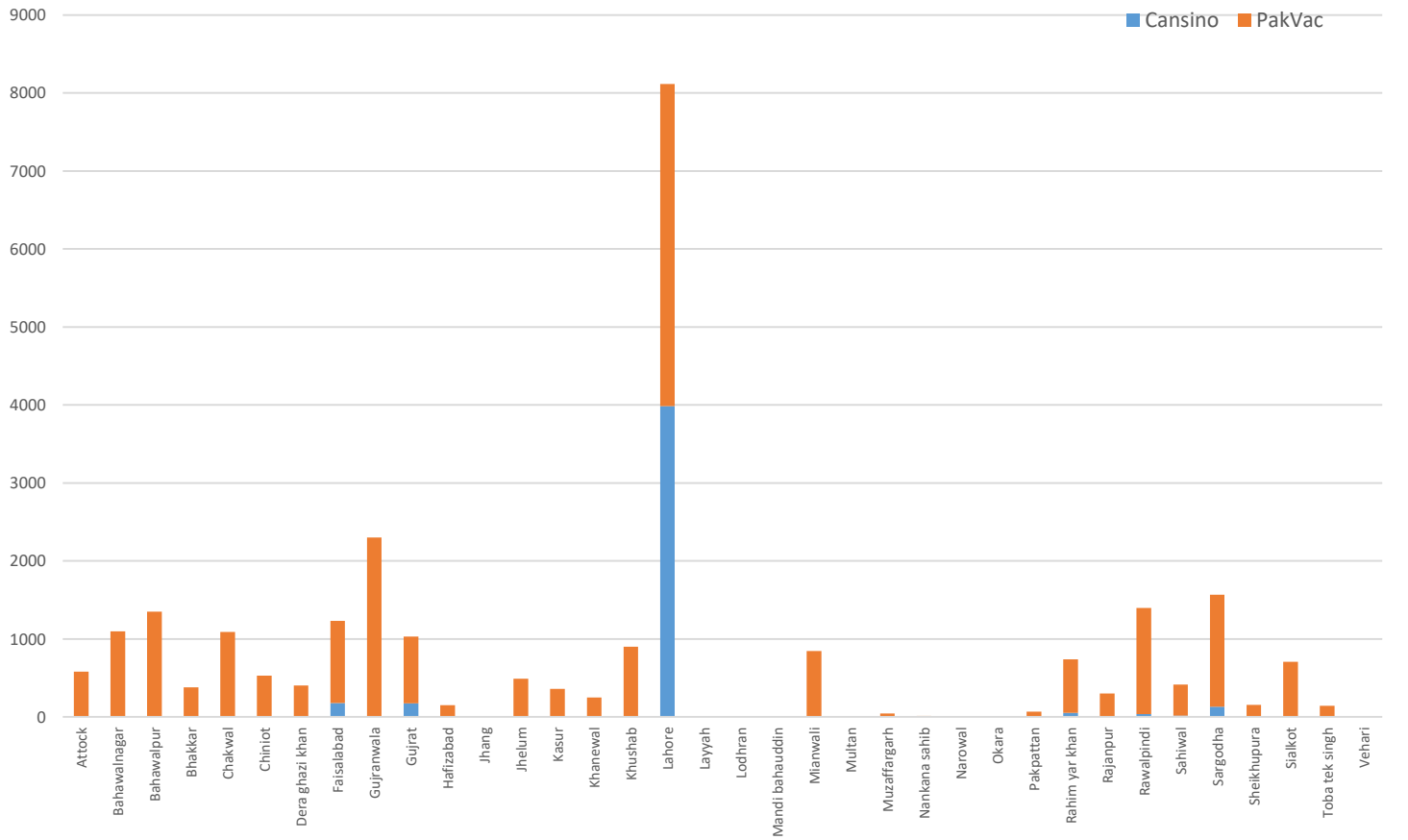
1st dose Administered Today



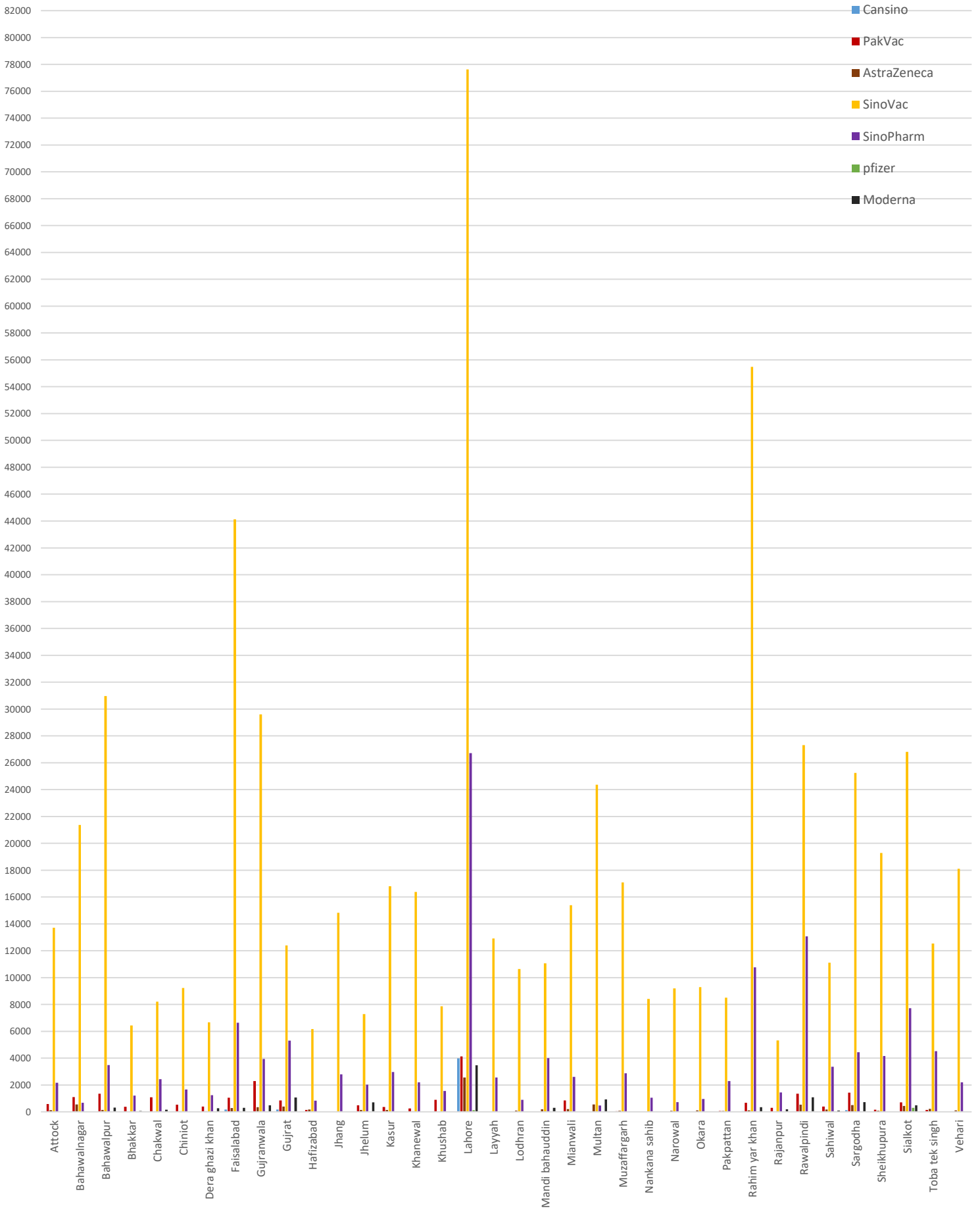
2nd dose Administered Today



Single dose Administered Today (Cansino & PakVac)



DistrictWise Vaccines Consumed Today



Vaccines Stock Available

| District | Cansino | AstraZeneca | PakVac | Sino Vac | SinoPharm | Pfizer | Moderna | Others | Vaccines Consumed Today | Total |
|-----------------|--------------|---------------|---------------|----------------|---------------|---------------|---------------|----------|-------------------------|----------------|
| Attock | 0 | 2290 | 5230 | 67298 | 16110 | 0 | 0 | 0 | 16,591 | 90928 |
| Bahawalnagar | 0 | 3110 | 3000 | 40020 | 4062 | 0 | 0 | 0 | 23,692 | 50192 |
| Bahawalpur | 238 | 2150 | 4800 | 103574 | 18108 | 0 | 3095 | 0 | 36,265 | 131965 |
| Bhakkar | 0 | 530 | 4880 | 20773 | 7357 | 0 | 800 | 0 | 8,122 | 34340 |
| Chakwal | 0 | 0 | 3540 | 14488 | 24495 | 0 | 4155 | 0 | 11,901 | 46678 |
| Chiniot | 0 | 2180 | 3640 | 31388 | 3240 | 0 | 10 | 0 | 11,489 | 40458 |
| Dera ghazi khan | 0 | 404 | 3850 | 38158 | 7610 | 0 | 0 | 0 | 8,638 | 50022 |
| Faisalabad | 47 | 6500 | 9630 | 134633 | 17463 | 140400 | 9870 | 0 | 52,600 | 318543 |
| Gujranwala | 0 | 3200 | 4320 | 149558 | 13896 | 0 | 12180 | 0 | 36,693 | 183154 |
| Gujrat | 351 | 5062 | 12520 | 107463 | 48276 | 0 | 22878 | 0 | 20,155 | 196550 |
| Hafizabad | 0 | 1010 | 4800 | 37728 | 4571 | 0 | 0 | 0 | 7,333 | 48109 |
| Jhang | 0 | 260 | 4645 | 76237 | 18917 | 0 | 0 | 0 | 17,658 | 100059 |
| Jhelum | 0 | 2420 | 5500 | 60442 | 7091 | 0 | 8805 | 0 | 10,641 | 84258 |
| Kasur | 0 | 870 | 4540 | 53798 | 10043 | 0 | 0 | 0 | 20,271 | 69251 |
| Khanewal | 0 | 2120 | 4250 | 71302 | 10167 | 0 | 100 | 0 | 18,909 | 87939 |
| Khushab | 0 | 1270 | 4800 | 34058 | 14658 | 0 | 0 | 0 | 10,356 | 54786 |
| Lahore | 12200 | 29779 | 3345 | 166195 | 38263 | 0 | 0 | 0 | 118,635 | 268987 |
| Layyah | 0 | 1980 | 4860 | 51240 | 7018 | 0 | 0 | 0 | 15,483 | 65098 |
| Lodhran | 0 | 1516 | 4800 | 48547 | 18849 | 0 | 0 | 0 | 11,641 | 73712 |
| M.B Din | 0 | 2710 | 4800 | 71026 | 9543 | 0 | 7307 | 0 | 15,548 | 95386 |
| Mianwali | 0 | 1140 | 4050 | 45686 | 10208 | 0 | 0 | 0 | 19,039 | 61084 |
| Multan | 0 | 6239 | 14210 | 120757 | 476 | 0 | 10115 | 0 | 26,321 | 151797 |
| Muzaffargarh | 112 | 152 | 5102 | 75090 | 16945 | 0 | 0 | 0 | 20,088 | 97401 |
| Nankana sahib | 87 | 2280 | 4850 | 45844 | 3419 | 0 | 0 | 0 | 9,522 | 56480 |
| Narowal | 0 | 529 | 0 | 22819 | 1223 | 0 | 0 | 0 | 9,999 | 24571 |
| Okara | 0 | 1810 | 4830 | 62766 | 6204 | 0 | 0 | 0 | 10,376 | 75610 |
| Pakpattan | 0 | 280 | 5690 | 40340 | 13963 | 0 | 0 | 0 | 10,954 | 60273 |
| Rahim yar khan | 0 | 1160 | 4600 | 61058 | 57368 | 0 | 645 | 0 | 67,450 | 124831 |
| Rajanpur | 0 | 250 | 5100 | 42832 | 10211 | 0 | 280 | 0 | 7,282 | 58673 |
| Rawalpindi | 1387 | 11290 | 9960 | 151635 | 141853 | 0 | 11420 | 0 | 43,402 | 327545 |
| Sahiwal | 12 | 1730 | 3650 | 39362 | 12000 | 0 | 40 | 0 | 15,155 | 56794 |
| Sargodha | 200 | 4173 | 1908 | 70591 | 20337 | 0 | 5258 | 0 | 32,493 | 102467 |
| Sheikhupura | 0 | 1755 | 4355 | 42743 | 3333 | 0 | 9121 | 0 | 23,712 | 61307 |
| Sialkot | 0 | 1260 | 4090 | 81470 | 17683 | 0 | 1800 | 0 | 36,010 | 106303 |
| Toba tek singh | 0 | 1320 | 4800 | 61102 | 17135 | 0 | 0 | 0 | 17,439 | 84357 |
| Vehari | 0 | 2900 | 4800 | 50855 | 12578 | 0 | 40 | 0 | 20,469 | 71173 |
| Total | 14634 | 107629 | 183745 | 2392876 | 644673 | 140400 | 107919 | 0 | 842,332 | 3611081 |

**Completely Vaccinated Population (Both Single & Double dose)
01-September-2021**

| S.No | District | Total Population | Target Population | Vaccinated Till Now | % of Population Vaccinated Till Now | Target Today | Vaccinated Today | Target Achieved |
|------------|-----------------|--------------------|-------------------|---------------------|-------------------------------------|----------------|------------------|-----------------|
| 1 | ATTOCK | 1886378 | 1148969 | 216940 | 18.88% | 7700 | 16591 | 215.47% |
| 2 | BAHAWALNAGAR | 2975656 | 2237544 | 670810 | 29.98% | 7940 | 23692 | 298.39% |
| 3 | BAHAWALPUR | 3669176 | 1818970 | 250516 | 13.77% | 7980 | 36265 | 454.45% |
| 4 | BHAKKAR | 1647852 | 1006815 | 78571 | 7.80% | 3731 | 8122 | 217.69% |
| 5 | CHAKWAL | 1495463 | 912549 | 191229 | 20.96% | 11901 | 11901 | 100.00% |
| 6 | CHINIOT | 1368659 | 835541 | 118652 | 14.20% | 10060 | 11489 | 114.20% |
| 7 | DERA GHAZI KHAN | 2872631 | 1752042 | 157525 | 8.99% | 3863 | 8638 | 223.61% |
| 8 | FAISALABAD | 7882444 | 4803085 | 571157 | 11.89% | 40000 | 52600 | 131.50% |
| 9 | GUJRANWALA | 5011066 | 3058659 | 569606 | 18.62% | 24400 | 36693 | 150.38% |
| 10 | GUJRAT | 2756289 | 1681227 | 343193 | 20.41% | 12700 | 20155 | 158.70% |
| 11 | HAFIZABAD | 1156954 | 705743 | 115707 | 16.40% | 5900 | 7333 | 124.29% |
| 12 | JHANG | 2742633 | 1673483 | 119315 | 7.13% | 10060 | 17658 | 175.53% |
| 13 | JHELUM | 1222403 | 745816 | 233923 | 31.36% | 7100 | 10641 | 149.87% |
| 14 | KASUR | 3454881 | 2107547 | 134213 | 6.37% | 15500 | 20271 | 130.78% |
| 15 | KHANEWAL | 2920233 | 1782411 | 177019 | 9.93% | 9000 | 18909 | 210.10% |
| 16 | KHUSHAB | 1280372 | 781592 | 95800 | 12.26% | 2897 | 10356 | 357.47% |
| 17 | LAHORE | 11119985 | 6787033 | 1944496 | 28.65% | 60000 | 118635 | 197.73% |
| 18 | LAYYAH | 1823995 | 1112780 | 109864 | 9.87% | 2457 | 15483 | 630.16% |
| 19 | LODHRAN | 1699693 | 1037378 | 76615 | 7.39% | 6000 | 11641 | 194.02% |
| 20 | MANDI BHAUDDIN | 1594039 | 971908 | 301463 | 31.02% | 7500 | 15548 | 207.31% |
| 21 | MIANWALI | 1542601 | 943117 | 123585 | 13.10% | 3491 | 19039 | 545.37% |
| 22 | MULTAN | 4746166 | 2894516 | 402647 | 13.91% | 19400 | 26321 | 135.68% |
| 23 | MUZAFFARGARH | 4328549 | 2636425 | 138053 | 5.24% | 5801 | 20088 | 346.29% |
| 24 | NANKANA SAHIB | 1354986 | 842951 | 131679 | 15.62% | 6000 | 9522 | 158.70% |
| 25 | NAROWAL | 1707575 | 827388 | 82727 | 10.00% | 5500 | 9999 | 181.80% |
| 26 | OKARA | 3040826 | 1853874 | 113248 | 6.11% | 8000 | 10376 | 129.70% |
| 27 | PAKPATTAN | 1824228 | 1112449 | 105460 | 9.48% | 4000 | 10954 | 273.85% |
| 28 | RAHIM YAR KHAN | 4807762 | 2936543 | 275776 | 9.39% | 9980 | 67450 | 675.85% |
| 29 | RAJANPUR | 1996039 | 1217534 | 53173 | 4.37% | 2689 | 7282 | 270.81% |
| 30 | RAWALPINDI | 5402380 | 3297436 | 1210008 | 36.70% | 50000 | 43402 | 86.80% |
| 31 | SAHIWAL | 2513011 | 1535711 | 152228 | 9.91% | 23171 | 15155 | 65.41% |
| 32 | SARGODHA | 3696212 | 2259188 | 410806 | 18.18% | 8400 | 32493 | 386.82% |
| 33 | SHEIKHUPURA | 3460004 | 2110859 | 157368 | 7.46% | 15500 | 23712 | 152.98% |
| 34 | SIALKOT | 3894938 | 2375139 | 426180 | 17.94% | 19500 | 36010 | 184.67% |
| 35 | TOBA TEK SINGH | 2191495 | 1335909 | 181816 | 13.61% | 13880 | 17439 | 125.64% |
| 36 | VEHARI | 2902081 | 1767442 | 169143 | 9.57% | 6852 | 20469 | 298.73% |
| SUM | | 109,989,655 | 66,907,573 | 10,610,511 | 15.86% | 458,853 | 842,332 | 183.57% |

