



PDMA

Board of Revenue, Punjab PDMA Punjab Daily Covid-19 Vaccination Sit-Rep

01-10-2021 11:59 PM



BOR

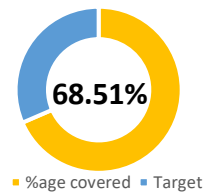
Covid-19 Vaccination Summary

45,840,939 persons have been vaccinated till date covering **68.51%** individuals across Punjab.

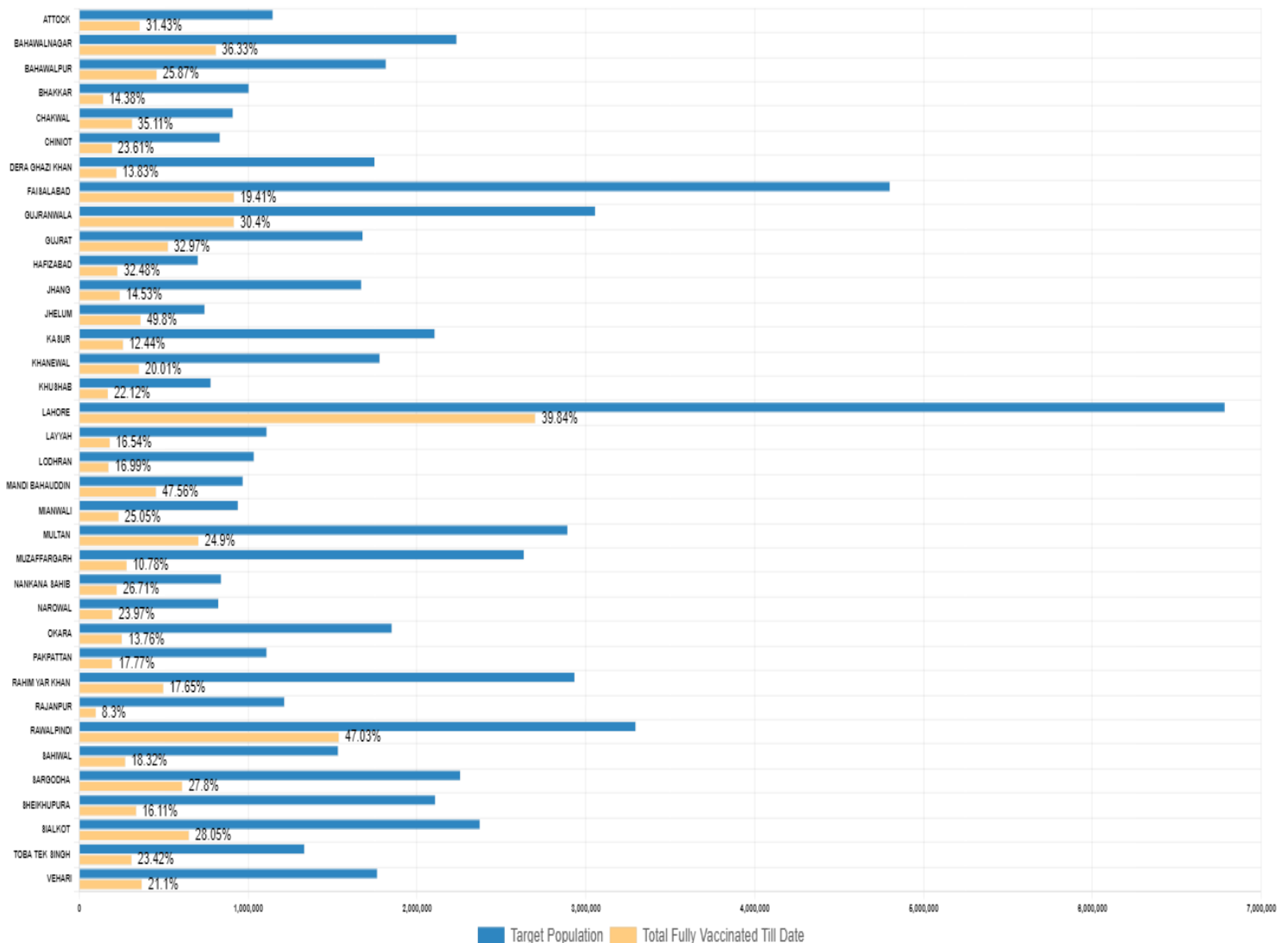
749,808 persons were vaccinated today against assigned target of **551,338** in all 36 districts of Punjab.

Daily Vaccination Summary of Punjab

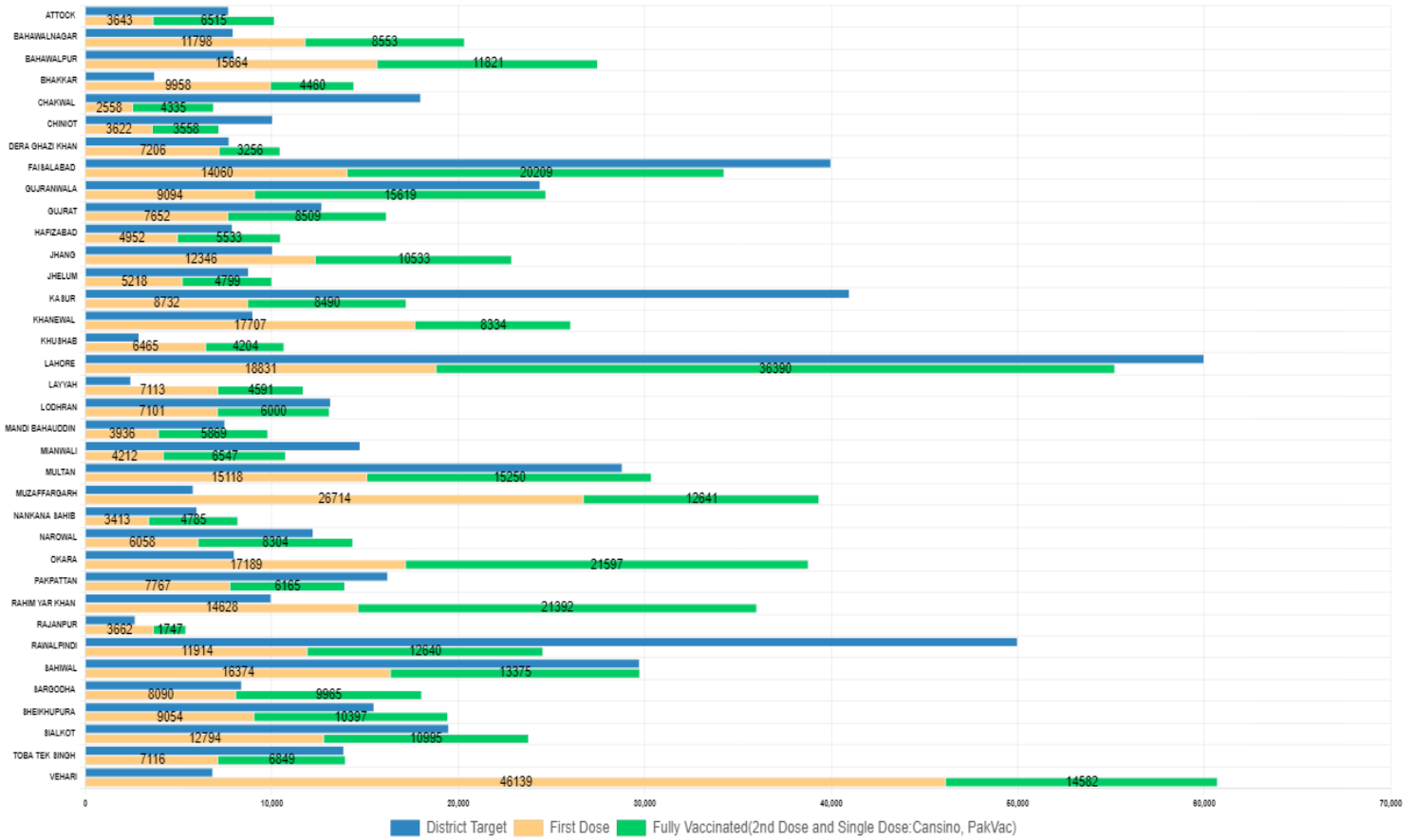
Total CVCs Operational	Total Vaccinated till date	Targeted Population	%age Covered
801	45,840,939	66,907,573	68.51%



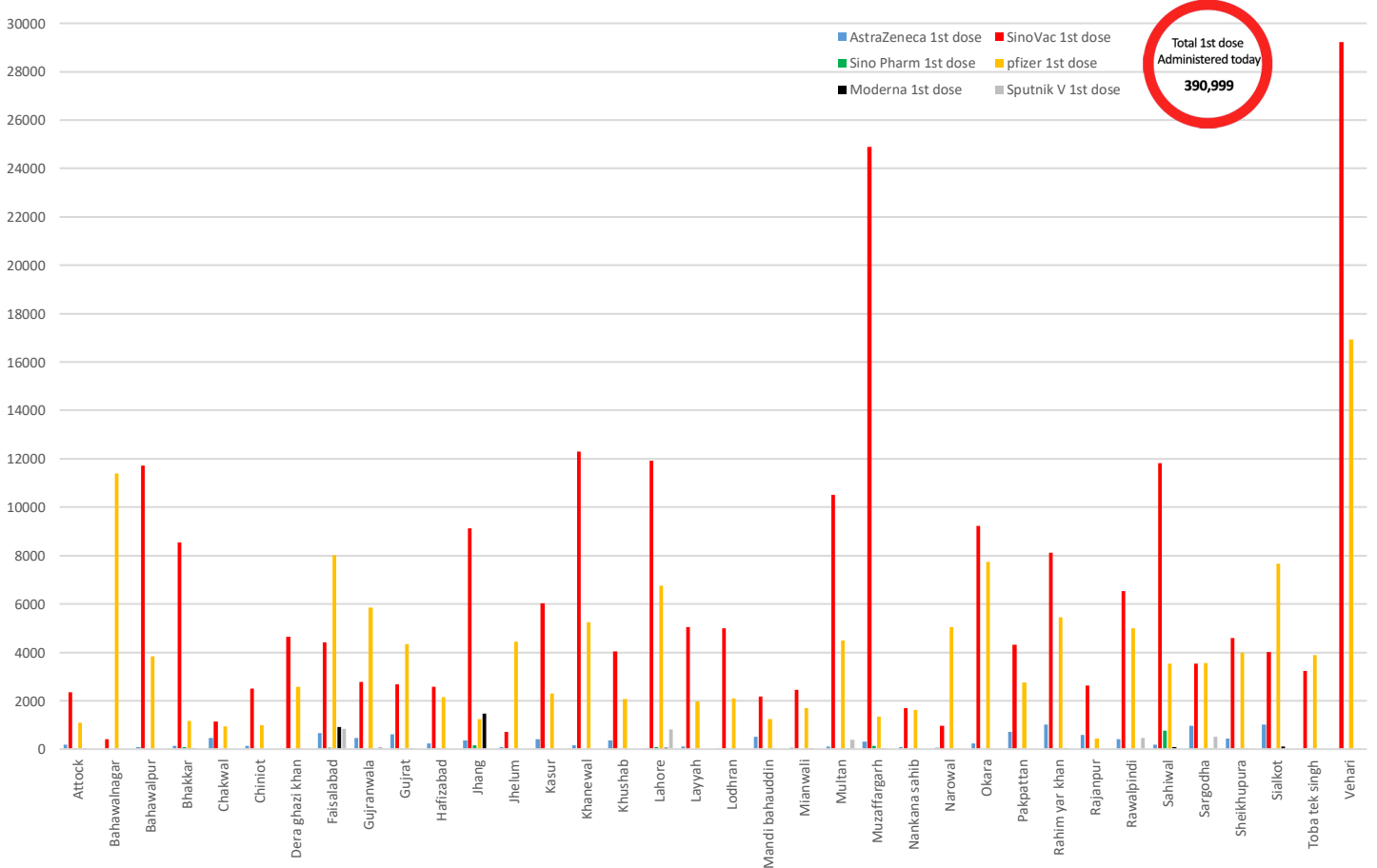
Percentage of Population Fully Vaccinated (2nd dose & 1 time dose)



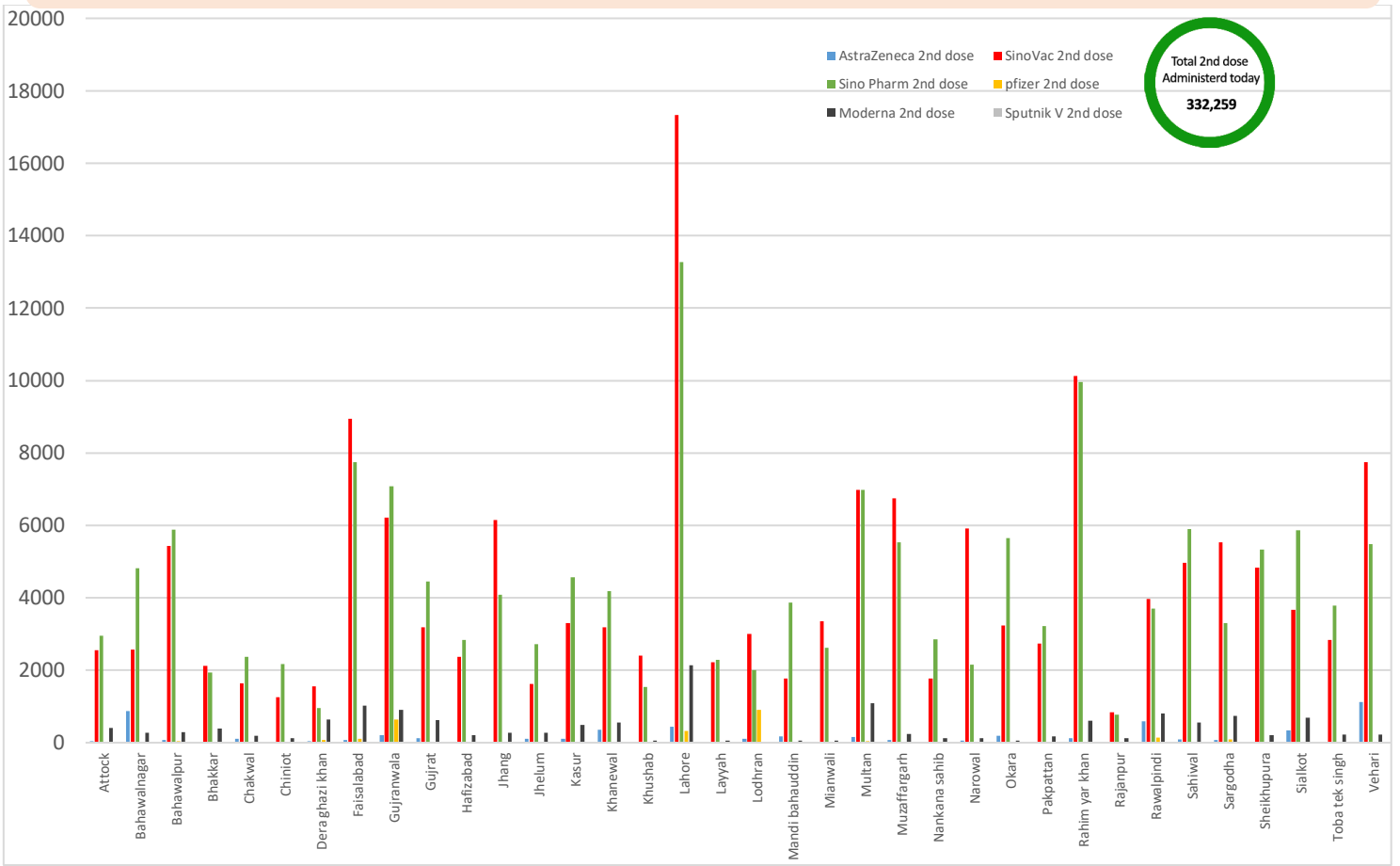
Daily Vaccination Target Vs Achievement



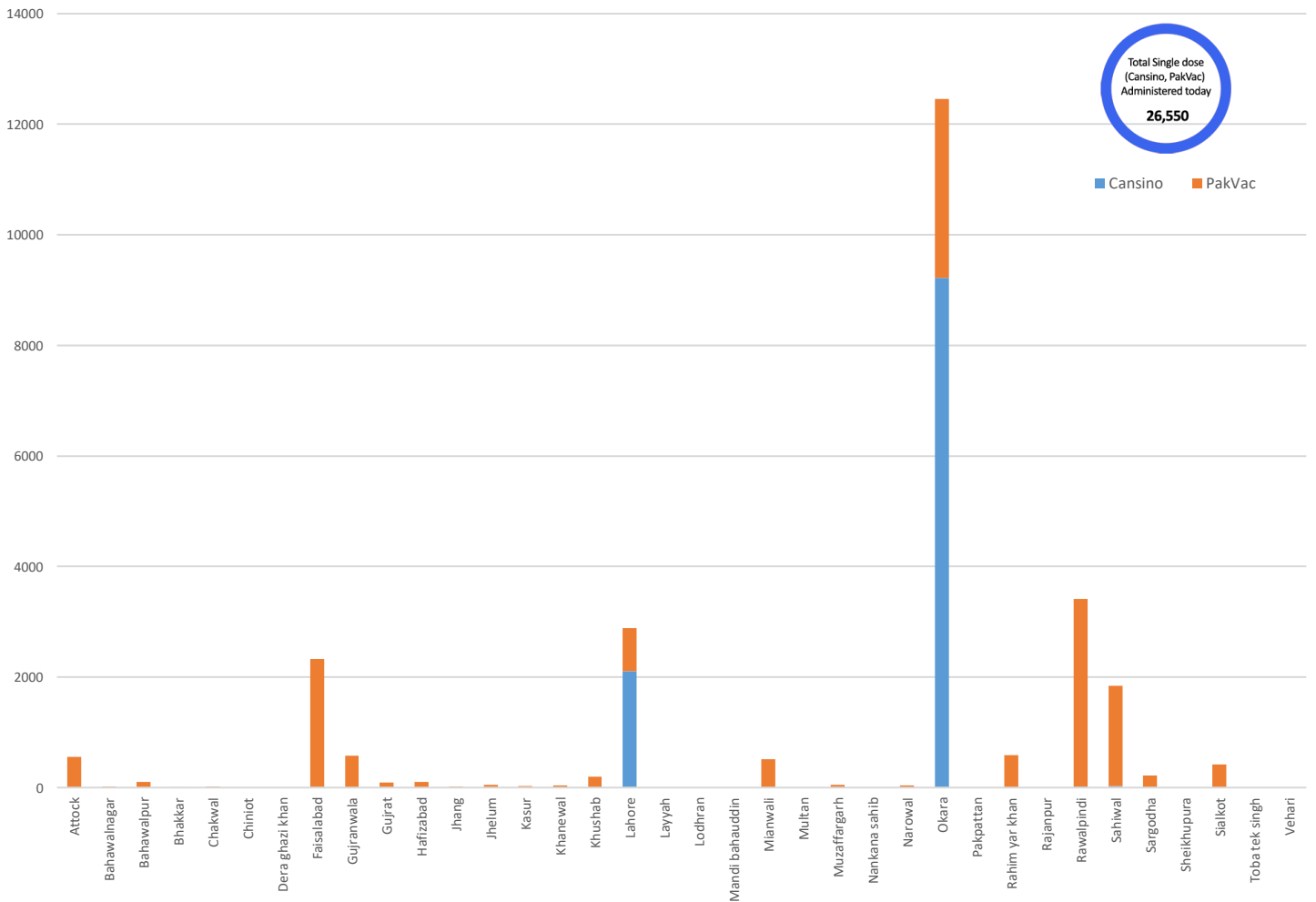
1st dose Administered Today



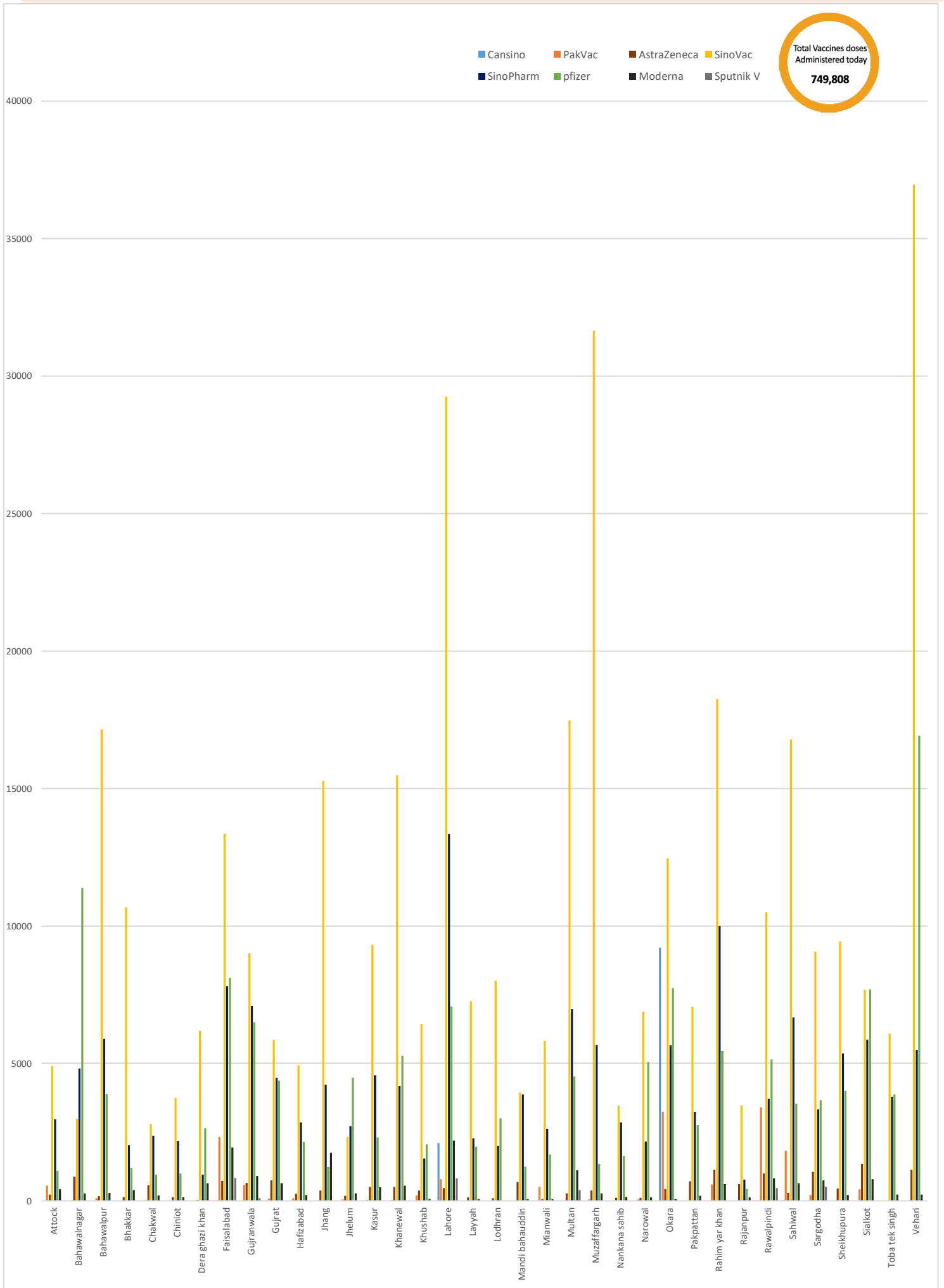
2nd dose Administered Today



Single dose Administered Today (Cansino & PakVac)



District Wise Vaccines Administered Today



Vaccines Stock Available

District	Cansino	AstraZeneca	PakVac	SinoVac	SinoPharm	Pfizer	Moderna	Sputnik V	Others	Vaccines Consumed Today	Total
Attock	0	6280	9010	136740	15800	22914	4500	0	0	10,158	195244
Bahawalnagar	0	8060	8550	138690	61036	30230	450	0	0	20,351	247016
Bahawalpur	0	670	9700	104962	34690	19708	1875	0	0	27,485	171605
Bhakkar	0	2117	7200	94591	29749	27704	2047	0	0	14,418	163408
Chakwal	0	7210	4720	125308	45374	22764	3210	0	0	6,893	208586
Chiniot	0	5270	7000	117980	41732	21990	2860	0	0	7,180	196832
DG Khan	0	2709	7200	97914	34477	17440	6150	0	0	10,462	165890
Faisalabad	6	2780	18760	202898	78389	562938	19210	13542	0	35,105	898523
Gujranwala	0	24700	21270	115576	106185	255654	13575	19652	0	24,807	556612
Gujrat	2306	0	120	69865	55060	26010	18850	0	0	16,161	172211
Hafizabad	0	5647	7360	89790	20347	17443	4306	0	0	10,485	144893
Jhang	0	6016	0	160392	46827	12978	8246	0	0	22,879	234459
Jhelum	0	6700	9830	154946	30273	21066	6300	0	0	10,017	229115
Kasur	0	9790	9920	174606	51134	25782	14835	0	0	17,222	286067
Khanewal	0	5930	7400	107370	18896	47610	2685	0	0	26,041	189891
Khushab	0	4867	9600	76088	32849	20664	2747	0	0	10,669	146815
Lahore	26222	46275	13530	268582	108553	47033	0	0	0	56,044	536246
Layyah	0	7650	0	101857	81924	30450	7380	0	0	11,704	229261
Lodhran	0	7564	0	40872	16300	12696	5600	0	0	13,101	83032
M.B Din	0	3088	9600	127503	43692	15039	8780	0	0	9,805	207702
Mianwali	0	0	10970	91620	23488	20982	3585	0	0	10,759	150645
Multan	0	23827	19559	113847	59760	493686	9028	15656	0	30,750	735363
Muzaffargarh	0	2148	388	217628	56028	13207	5074	0	0	39,355	294473
Nankana Sahib	0	2930	16800	85032	34818	19446	5235	0	0	8,198	164261
Narowal	0	3583	2637	73669	22891	36376	3675	0	0	14,362	142831
Okara	0	4538	7694	76668	27761	20274	1405	0	0	38,786	138340
Pakpattan	0	7040	7480	80626	45870	18528	4200	0	0	13,932	163744
RY Khan	0	20650	640	150944	38728	39744	18455	0	0	36,020	269161
Rajanpur	0	2380	0	17890	11095	9264	4050	0	0	5,409	44679
Rawalpindi	1268	26810	33730	174772	85345	503418	19700	37225	0	25,020	882268
Sahiwal	0	4100	2100	72338	13801	3800	5601	0	0	29,749	101740
Sargodha	93	10811	7820	136017	17181	12463	2765	12456	0	18,555	199606
Sheikhupura	0	2594	0	142456	38565	50764	15455	0	0	19,451	249834
Sialkot	0	5621	6669	74371	26629	22245	17889	0	0	23,789	153424
Toba Tek Singh	0	0	9600	90566	29125	35424	2685	0	0	13,965	167400
Vehari	0	9746	30	86469	49378	22152	2321	0	0	60,721	170096
Total	29895	290101	286887	4191443	1533750	2579886	254729	98531	0	749,808	9291273

**Completely Vaccinated Population (Both Single & Double dose)
1st-October-2021**

S.No	District	Total Population	Target Population	Vaccinated Till Now	% of Population Vaccinated Till Now	Target Today	Vaccinated Today	Target Achieved
1	VEHARI	2902081	1767442	372936	21.10%	6852	60721	886.18%
2	MUZAFFARGARH	4328549	2636425	284269	10.78%	5801	39355	678.42%
3	LAYYAH	1823995	1112780	184075	16.54%	2457	11704	476.35%
4	BHAKKAR	1647852	1006815	144806	14.38%	3731	14418	386.44%
5	KHUSHAB	1280372	781592	172880	22.12%	2897	10669	368.28%
6	RAHIM YAR KHAN	4807762	2936543	501276	17.07%	9980	36020	360.92%
7	BAHAWALPUR	3669176	1818970	461384	25.37%	7980	27485	344.42%
8	OKARA	3040826	1853874	255113	13.76%	8000	38786	484.83%
9	KHANEWAL	2920233	1782411	356663	20.01%	9000	26041	289.34%
10	BAHAWALNAGAR	2975656	2237544	812874	36.33%	7940	20351	256.31%
11	JHANG	2742633	1673483	243141	14.53%	10060	22879	227.43%
12	SARGODHA	3696212	2259188	612562	27.11%	8400	18555	220.89%
13	RAJANPUR	1996039	1217534	101101	8.30%	2689	5409	201.15%
14	NANKANA SAHIB	1354986	842951	225147	26.71%	6000	8198	136.63%
15	DERA GHAZI KHAN	2872631	1752042	223603	12.76%	7726	10462	135.41%
16	HAFIZABAD	1156954	705743	229205	32.48%	7900	10485	132.72%
17	ATTOCK	1886378	1148969	361146	31.43%	7700	10158	131.92%
18	MANDI BAHAUDDIN	1594039	971908	457395	47.06%	7500	9805	130.73%
19	GUJRAT	2756289	1681227	528225	31.42%	12700	16161	127.25%
20	SHEIKHUPURA	3460004	2110859	340103	16.11%	15500	19451	125.49%
21	SIALKOT	3894938	2375139	652274	27.46%	19500	23789	121.99%
22	NAROWAL	1707575	827388	198340	23.97%	12232	14362	117.41%
23	JHELUM	1222403	745816	366631	49.16%	8768	10017	114.24%
24	MULTAN	4746166	2894516	708913	24.49%	28808	30750	106.74%
25	GUJRANWALA	5011066	3058659	918905	30.04%	24400	24807	101.67%
26	TOBA TEK SINGH	2191495	1335909	312895	23.42%	13880	13965	100.61%
27	LODHRAN	1699693	1037378	176281	16.99%	13173	13101	99.45%
28	SAHIWAL	2513011	1535711	275247	17.92%	29733	29749	100.05%
29	LAHORE	11119985	6787033	2702765	39.82%	60000	56044	93.41%
30	FAISALABAD	7882444	4803085	919020	19.13%	40000	35105	87.76%
31	PAKPATTAN	1824228	1112449	197728	17.77%	16234	13932	85.82%
32	MIANWALI	1542601	943117	236273	25.05%	14752	10759	72.93%
33	CHINIOT	1368659	835541	197231	23.61%	10060	7180	71.37%
34	RAWALPINDI	5402380	3297436	1540113	46.71%	50000	25020	50.04%
35	KASUR	3454881	2107547	262214	12.44%	40985	17222	42.02%
36	CHAKWAL	1495463	912549	315638	34.59%	18000	6893	38.29%
	SUM	109,989,655	66,907,573	16,848,372	25.18%	551,338	749,808	136.00%

■ District Target (%) Achieved

