



PDMA

Board of Revenue, Punjab PDMA Punjab Daily Covid-19 Vaccination Sit-Rep

03-09-2021 11:59 PM



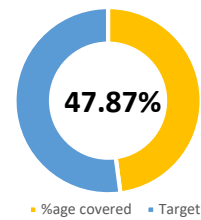
BOR

Covid-19 Vaccination Summary

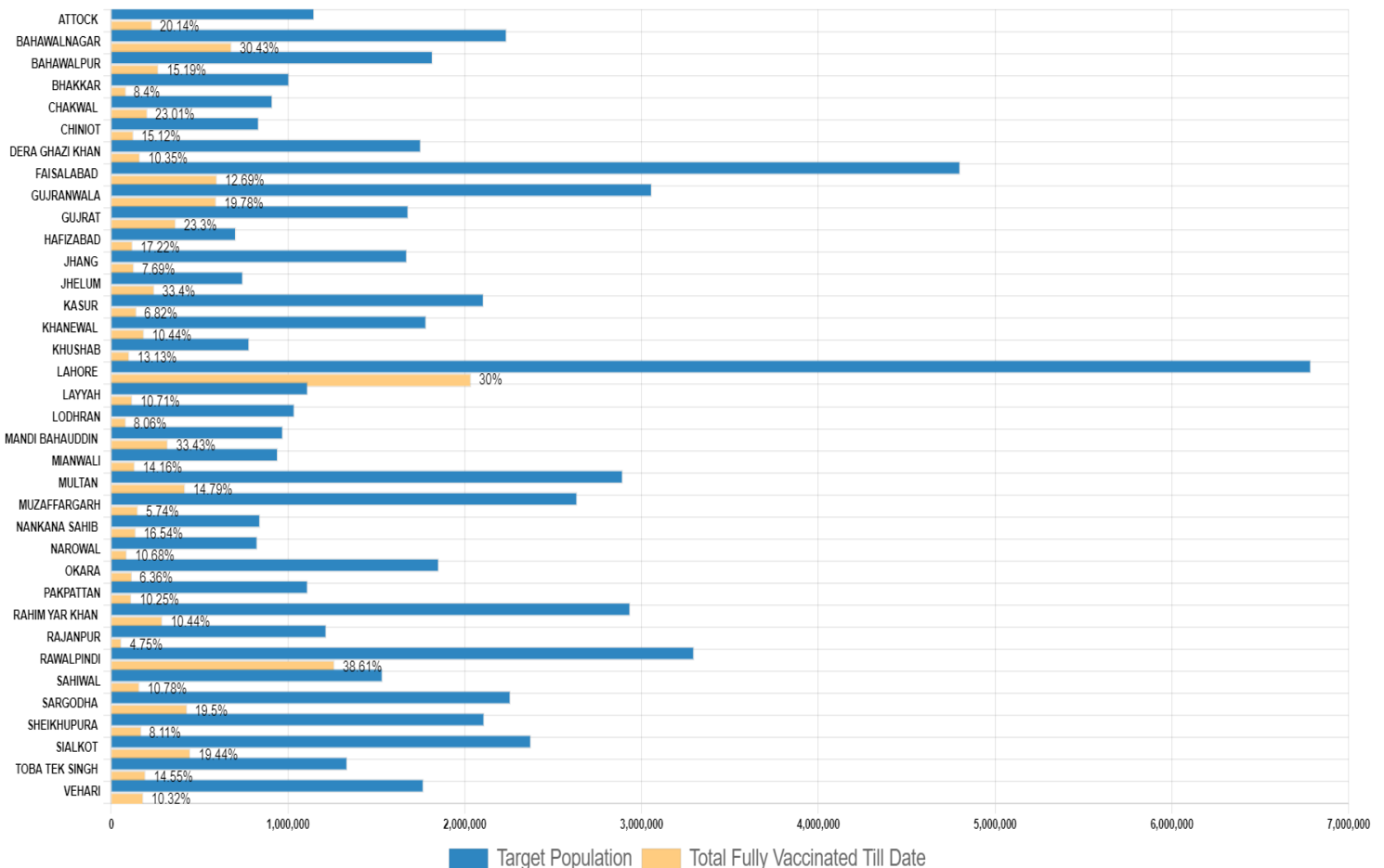
32,029,784 persons have been vaccinated till date covering **47.87%** individuals across Punjab.
674,442 persons were vaccinated today against assigned target of **455,729** in all 36 districts of Punjab.

Daily Vaccination Summary of Punjab

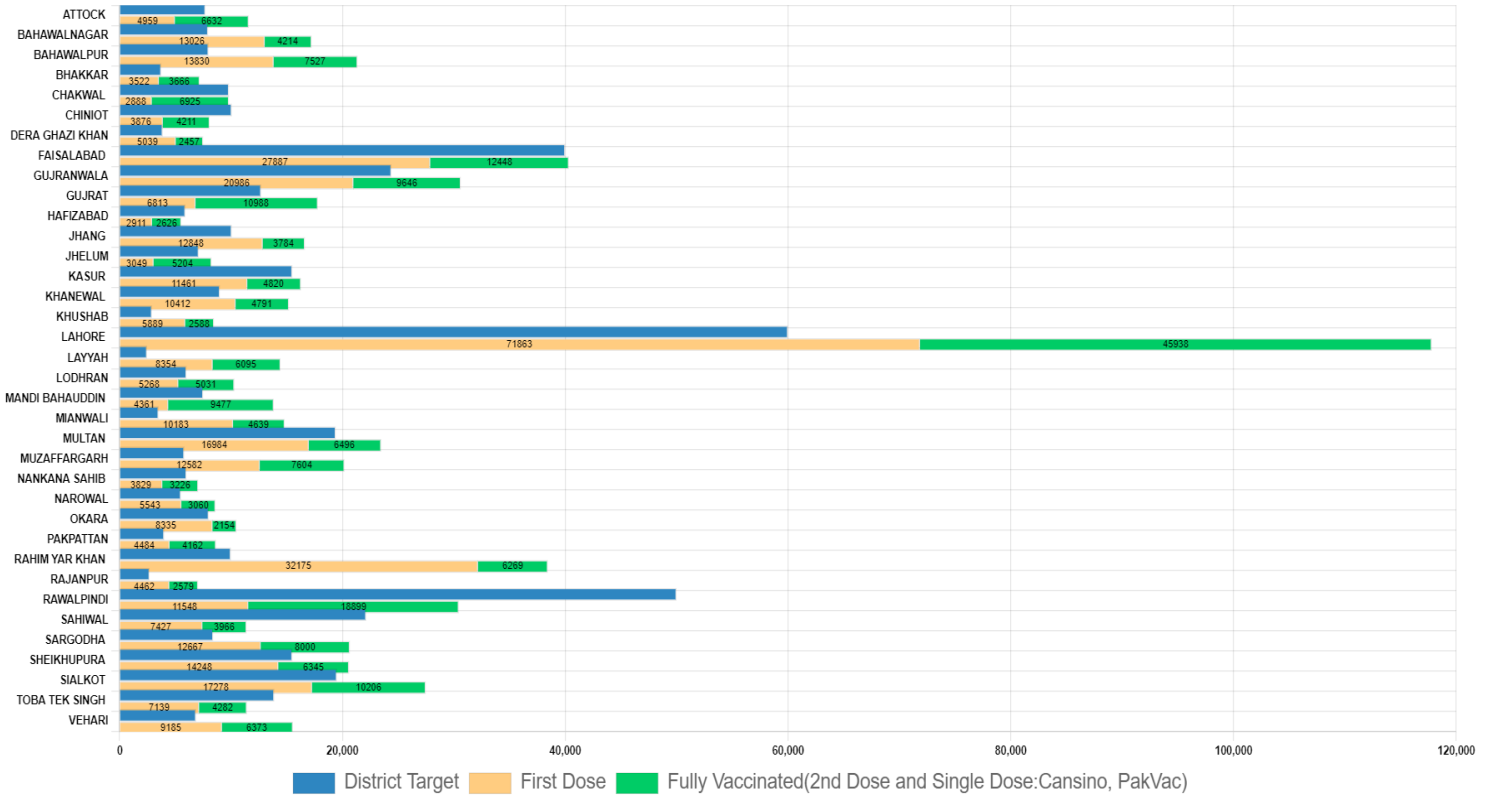
Total CVCs Operational	Total Vaccinated till date	Targeted Population	%age Covered
800	32,029,784	66,907,573	47.87%



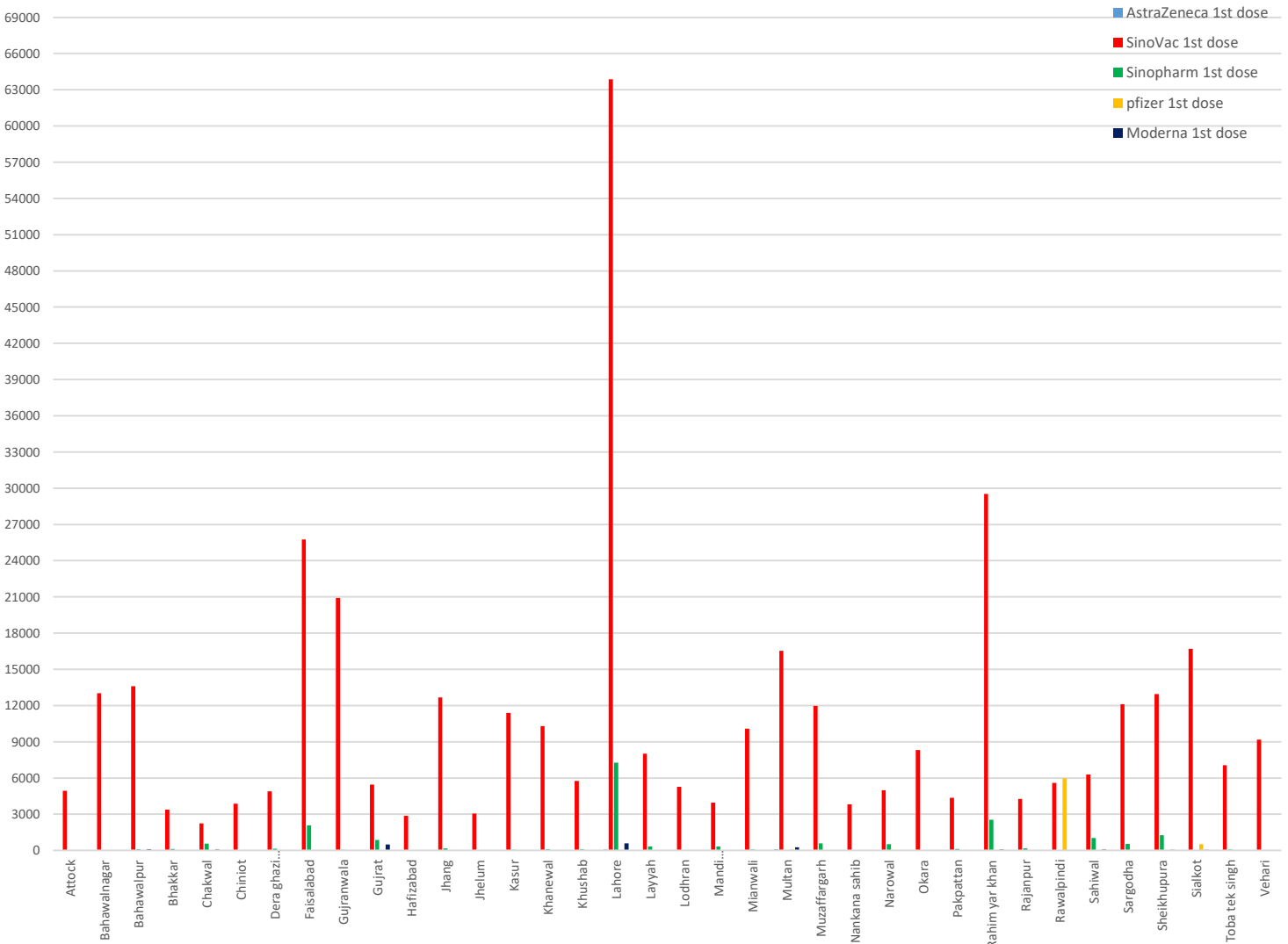
Percentage of Population Fully Vaccinated (2nd dose & 1 time dose)



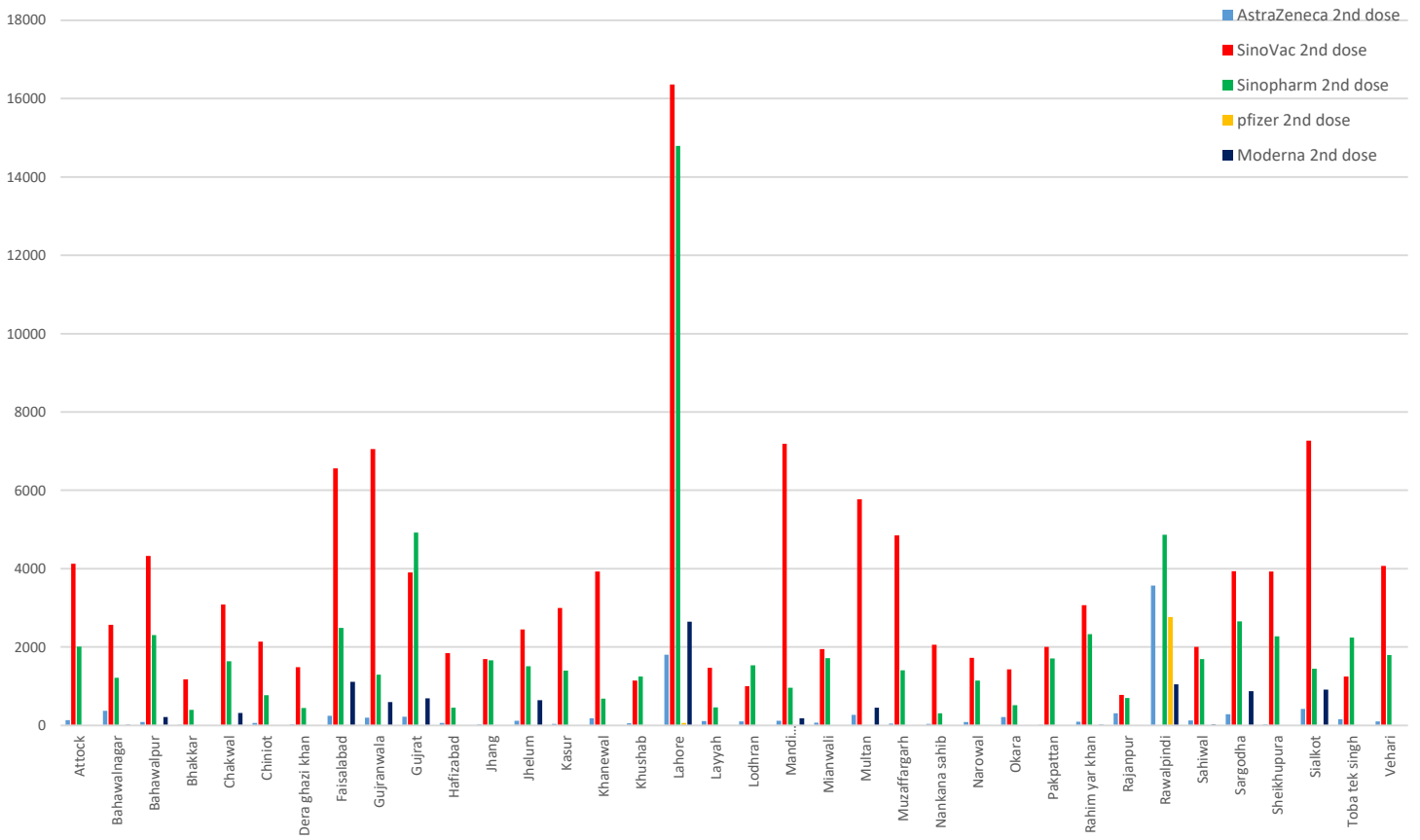
Daily Vaccination Target Vs Achievement



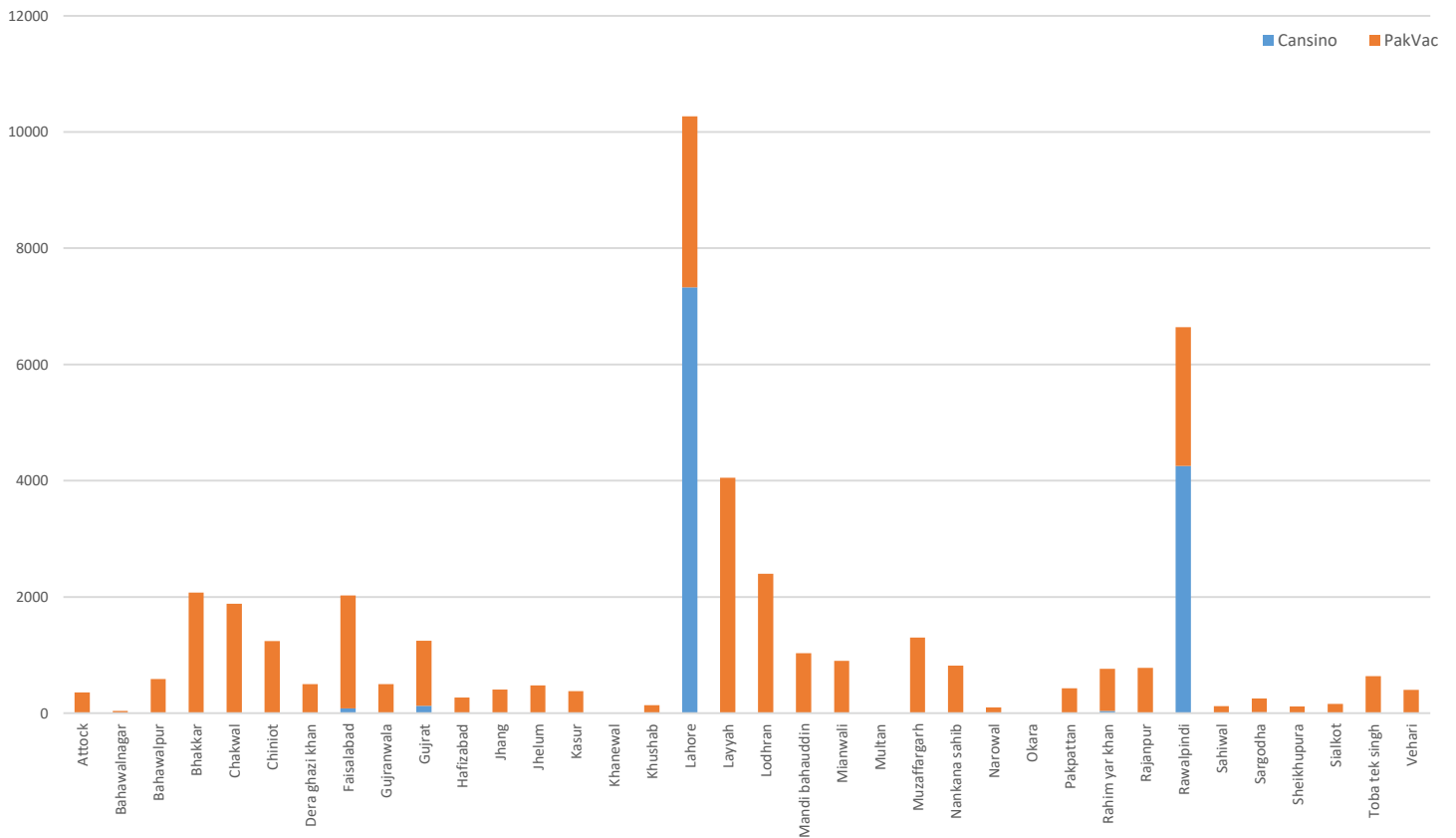
1st dose Administered Today



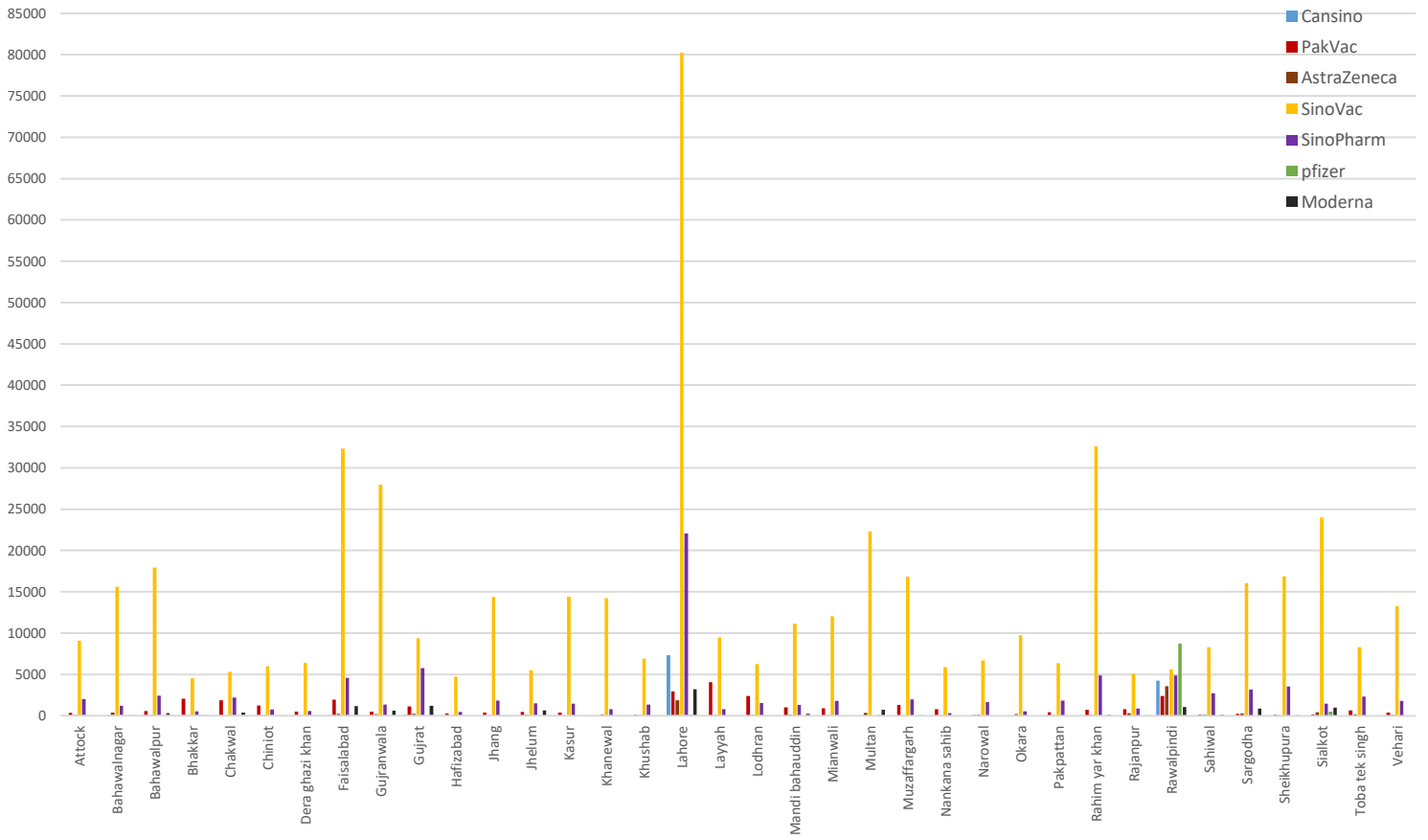
2nd dose Administered Today



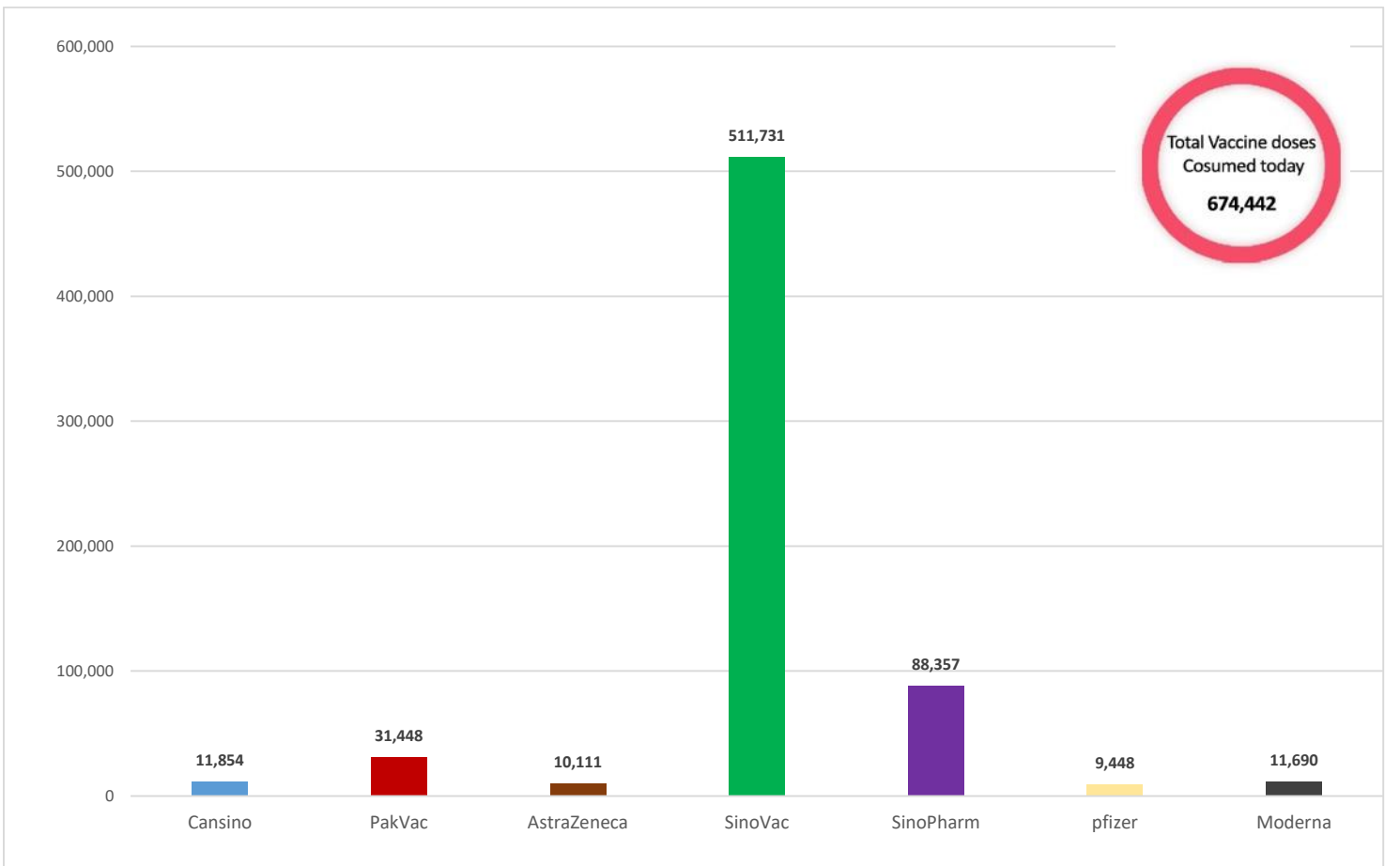
Single dose Administered Today (Cansino & PakVac)



DistrictWise Vaccines Consumed Today



Total Vaccines Administered Today



Vaccines Stock Available

District	Cansino	AstraZeneca	PakVac	Sino Vac	SinoPharm	Pfizer	Moderna	Others	Vaccines Consumed Today	Total
Attock	0	1680	3890	42886	12249	0	0	0	11591	60705
Bahawalnagar	0	1280	1410	64514	3946	0	0	0	17240	71150
Bahawalpur	238	1870	2900	49436	11551	0	2435	0	21357	68430
Bhakkar	0	460	3592	9079	2111	0	550	0	7188	15792
Chakwal	0	0	5940	16518	19515	0	4275	0	9813	46248
Chiniot	0	2060	2940	14422	1000	0	0	0	8087	20422
Dera ghazi khan	0	19	800	5700	700	11700	0	0	7496	19098
Faisalabad	47	640	6812	53468	9289	140100	825	0	40335	211181
Gujranwala	0	2300	760	190048	7791	0	11385	0	30632	212284
Gujrat	351	1852	4960	100146	43469	0	10121	0	17615	160899
Hafizabad	0	768	4450	25283	2602	0	0	0	5537	33103
Jhang	0	244	3563	45149	13334	0	0	0	16632	62290
Jhelum	0	2140	4390	48100	3523	0	7500	0	8253	65653
Kasur	0	660	3360	21822	5636	0	0	0	16281	31478
Khanewal	0	1920	3990	40510	6400	0	90	0	15203	52910
Khushab	0	1170	2770	38184	11510	0	1800	0	8477	55434
Lahore	29254	25383	2585	82860	52969	10588	0	0	117801	210426
Layyah	0	1800	4190	25135	3657	0	0	0	14449	34782
Lodhran	0	1316	4800	27633	17049	0	0	0	10299	50798
M.B Din	0	2560	4530	46241	4449	0	7000	0	13838	64780
Mianwali	0	970	1910	19840	5224	0	0	0	14822	27944
Multan	0	5271	14210	69391	0	5150	8212	0	23480	102234
Muzaffargarh	112	68	4297	91176	11265	0	0	0	20186	106918
Nankana sahib	84	1920	4140	28994	1723	0	0	0	7055	36861
Narowal	0	612	100	22640	3054	0	0	0	8603	26406
Okara	0	1670	4830	44486	3590	0	0	0	10489	54576
Pakpattan	0	190	5130	24576	9674	0	0	0	8646	39570
Rahim yar khan	0	920	8110	116792	36224	0	75	0	38444	162121
Rajanpur	0	640	3910	31700	9069	0	110	0	7041	45429
Rawalpindi	7250	490	3410	55950	20820	236535	1485	0	30447	325940
Sahiwal	12	1600	3800	76685	5000	0	3700	0	11393	90797
Sargodha	105	4790	345	42278	15961	0	5224	0	20667	68703
Sheikhupura	0	1588	8679	63991	7663	0	9091	0	20593	91012
Sialkot	0	1976	3430	78709	14178	1525	4788	0	27473	104606
Toba Tek singh	0	910	3010	36560	8030	0	0	0	11421	48510
Vehari	0	2670	4700	35083	10427	0	0	0	15558	52880
Total	37453	76407	146643	1785985	394652	405598	78666	0	674442	2932370

Completely Vaccinated Population (Both Single & Double dose)								
03-September-2021								
S.No	District	Total Population	Target Population	Vaccinated Till Now	% of Population Vaccinated Till Now	Target Today	Vaccinated Today	Target Achieved
1	ATTOCK	1886378	1148969	231361	20.14%	7700	11591	150.53%
2	BAHAWALNAGAR	2975656	2237544	680868	30.43%	7940	17240	217.13%
3	BAHAWALPUR	3669176	1818970	267113	14.68%	7980	21357	267.63%
4	BHAKKAR	1647852	1006815	84573	8.40%	3731	7188	192.66%
5	CHAKWAL	1495463	912549	205205	22.49%	9813	9813	100.00%
6	CHINIOT	1368659	835541	126335	15.12%	10060	8087	80.39%
7	DERA GHAZI KHAN	2872631	1752042	162637	9.28%	3863	7496	194.05%
8	FAISALABAD	7882444	4803085	598858	12.47%	40000	40335	100.84%
9	GUJRANWALA	5011066	3058659	594316	19.43%	24400	30632	125.54%
10	GUJRAT	2756289	1681227	365537	21.74%	12700	17615	138.70%
11	HAFIZABAD	1156954	705743	121549	17.22%	5900	5537	93.85%
12	JHANG	2742633	1673483	128610	7.69%	10060	16632	165.33%
13	JHELMUM	1222403	745816	244330	32.76%	7100	8253	116.24%
14	KASUR	3454881	2107547	143752	6.82%	15500	16281	105.04%
15	KHANEWAL	2920233	1782411	186141	10.44%	9000	15203	168.92%
16	KHUSHAB	1280372	781592	102593	13.13%	2897	8477	292.61%
17	LAHORE	11119985	6787033	2035952	30.00%	60000	117801	196.34%
18	LAYYAH	1823995	1112780	119136	10.71%	2457	14449	588.07%
19	LODHRAN	1699693	1037378	83646	8.06%	6000	10299	171.65%
20	MANDI BAHAUDDIN	1594039	971908	320124	32.94%	7500	13838	184.51%
21	MIANWALI	1542601	943117	133509	14.16%	3491	14822	424.58%
22	MULTAN	4746166	2894516	418066	14.44%	19400	23480	121.03%
23	MUZAFFARGARH	4328549	2636425	151392	5.74%	5801	20186	347.97%
24	NANKANA SAHIB	1354986	842951	139410	16.54%	6000	7055	117.58%
25	NAROWAL	1707575	827388	88340	10.68%	5500	8603	156.42%
26	OKARA	3040826	1853874	117859	6.36%	8000	10489	131.11%
27	PAKPATTAN	1824228	1112449	114000	10.25%	4000	8646	216.15%
28	RAHIM YAR KHAN	4807762	2936543	289417	9.86%	9980	38444	385.21%
29	RAJANPUR	1996039	1217534	57779	4.75%	2689	7041	261.84%
30	RAWALPINDI	5402380	3297436	1263562	38.32%	50000	30447	60.89%
31	SAHIWAL	2513011	1535711	160124	10.43%	22132	11393	51.48%
32	SARGODHA	3696212	2259188	429766	19.02%	8400	20667	246.04%
33	SHEIKHUPURA	3460004	2110859	171160	8.11%	15500	20593	132.86%
34	SIALKOT	3894938	2375139	447770	18.85%	19500	27473	140.89%
35	TOBA TEK SINGH	2191495	1335909	194341	14.55%	13880	11421	82.28%
36	VEHARI	2902081	1767442	182479	10.32%	6855	15558	226.96%
SUM		109,989,655	66,907,573	11,161,610	16.68%	455,729	674,442	147.99%

