



PDMA

Board of Revenue, Punjab PDMA Punjab Daily Covid-19 Vaccination Sit-Rep

04-09-2021 11:59 PM



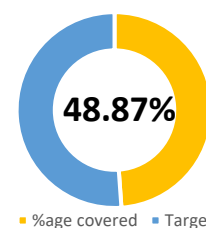
BOR

Covid-19 Vaccination Summary

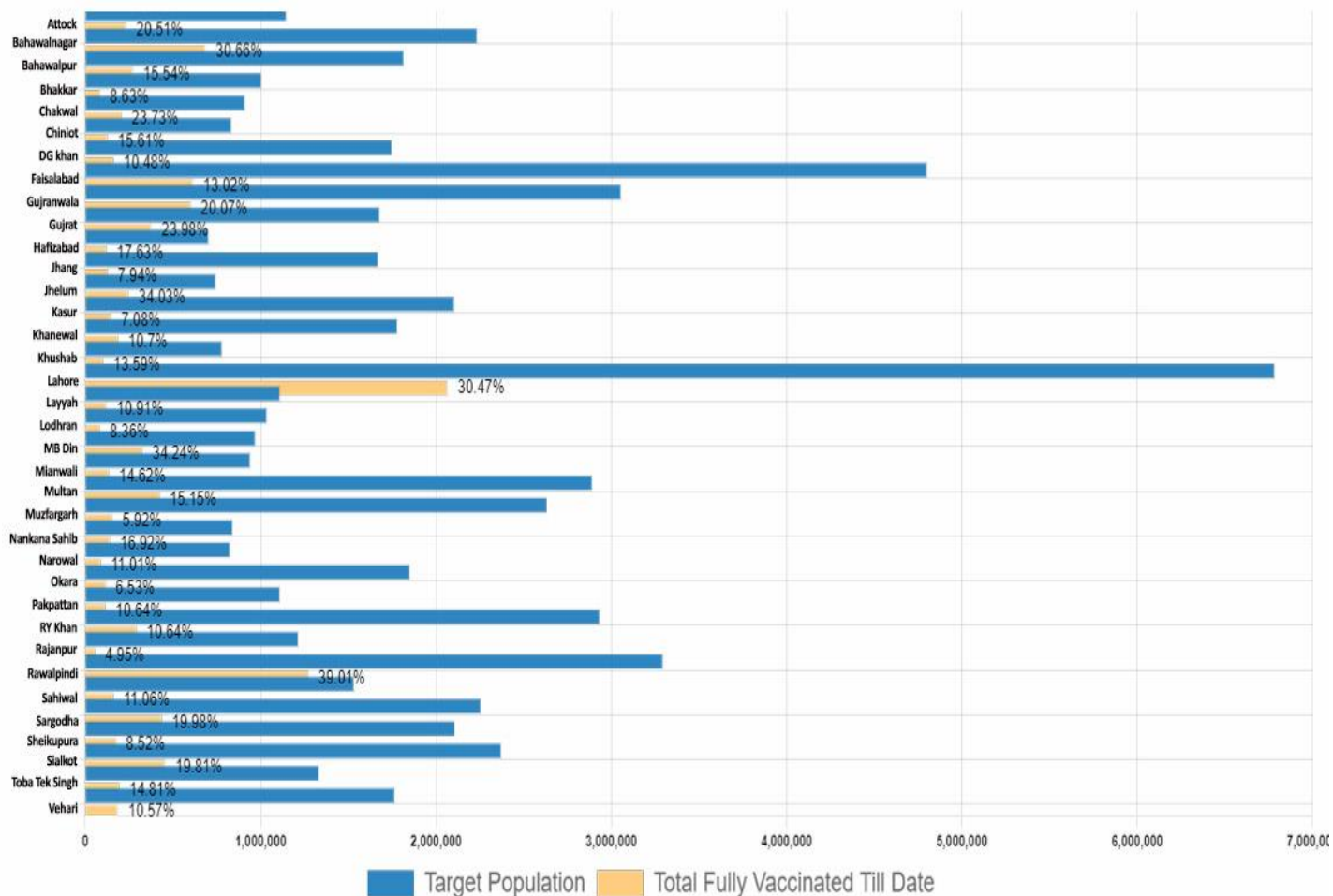
32,699,326 persons have been vaccinated till date covering **48.87%** individuals across Punjab.
669,542 persons were vaccinated today against assigned target of **451,907** in all 36 districts of Punjab.

Daily Vaccination Summary of Punjab

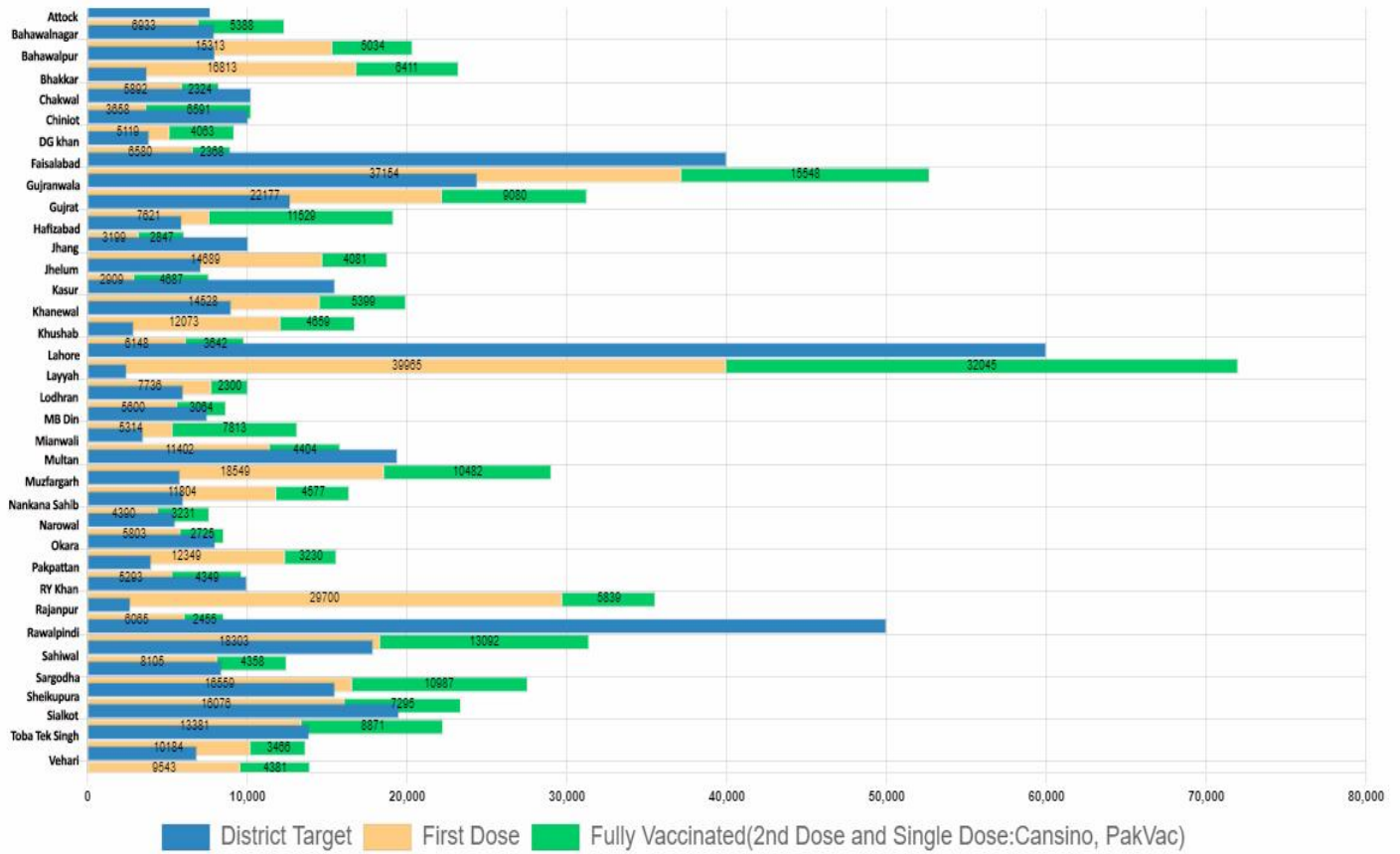
Total CVCs Operational	Total Vaccinated till date	Targeted Population	%age Covered
799	32,699,326	66,907,573	48.87%



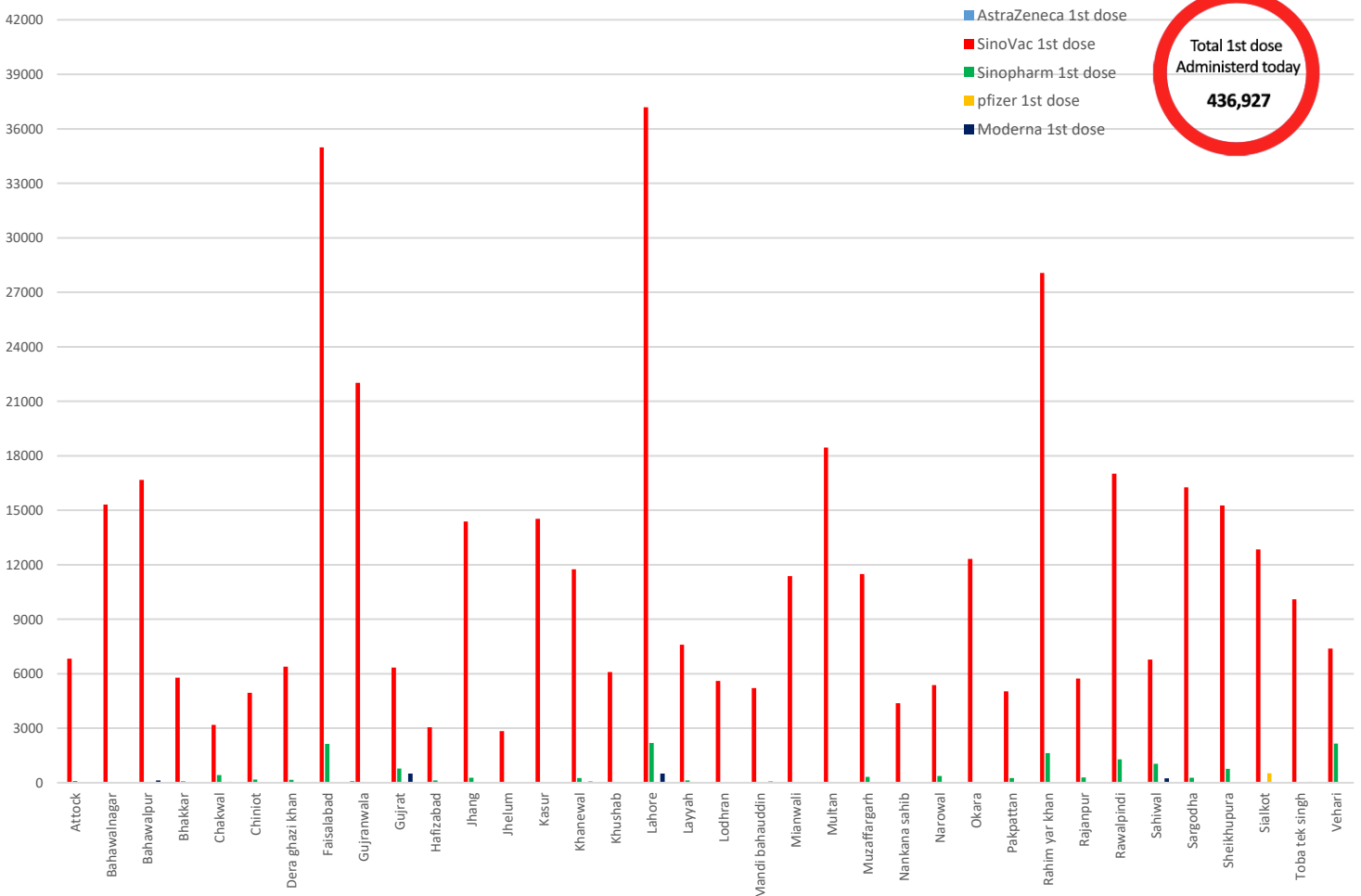
Percentage of Population Fully Vaccinated (2nd dose & 1 time dose)



Daily Vaccination Target Vs Achievement

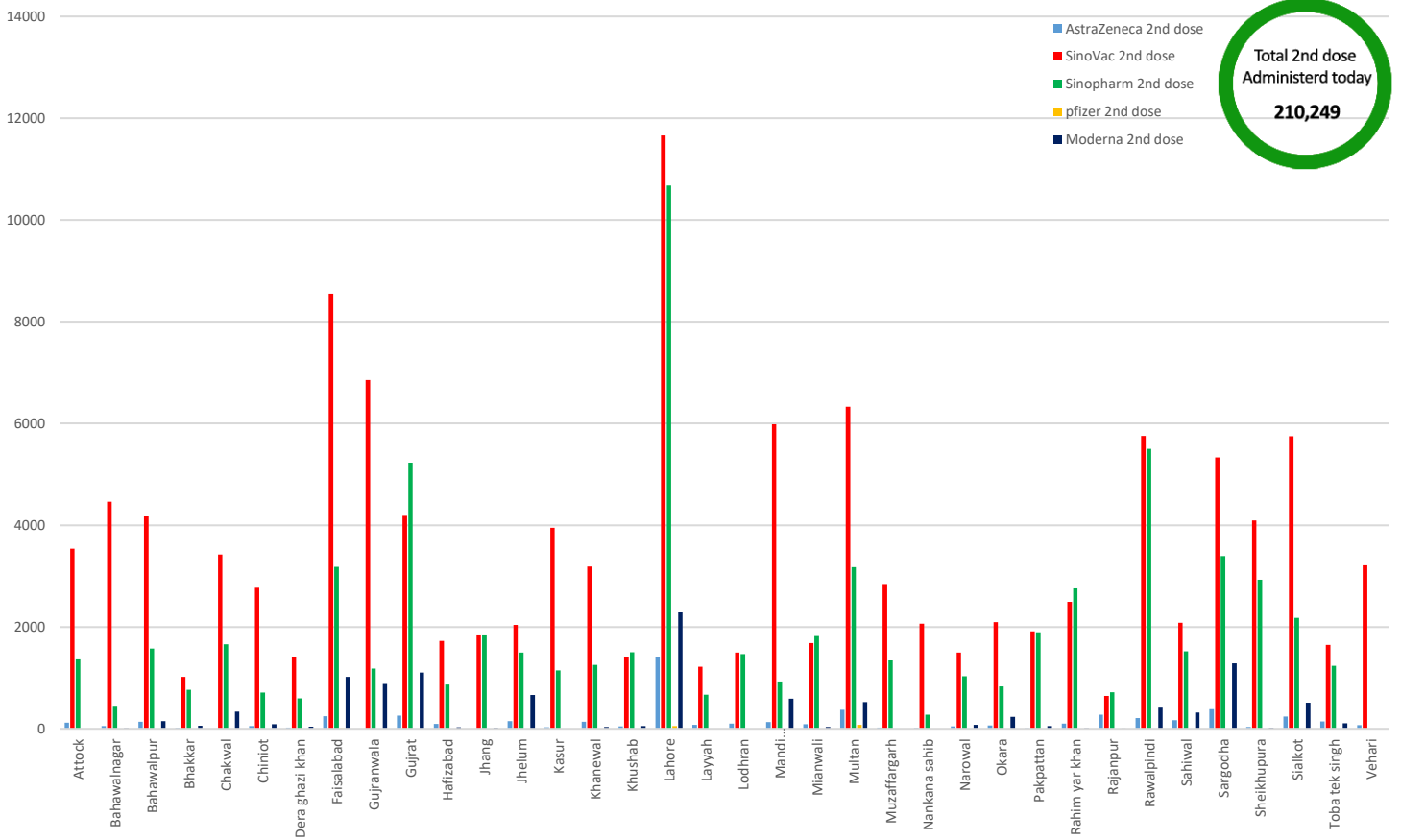


1st dose Administered Today

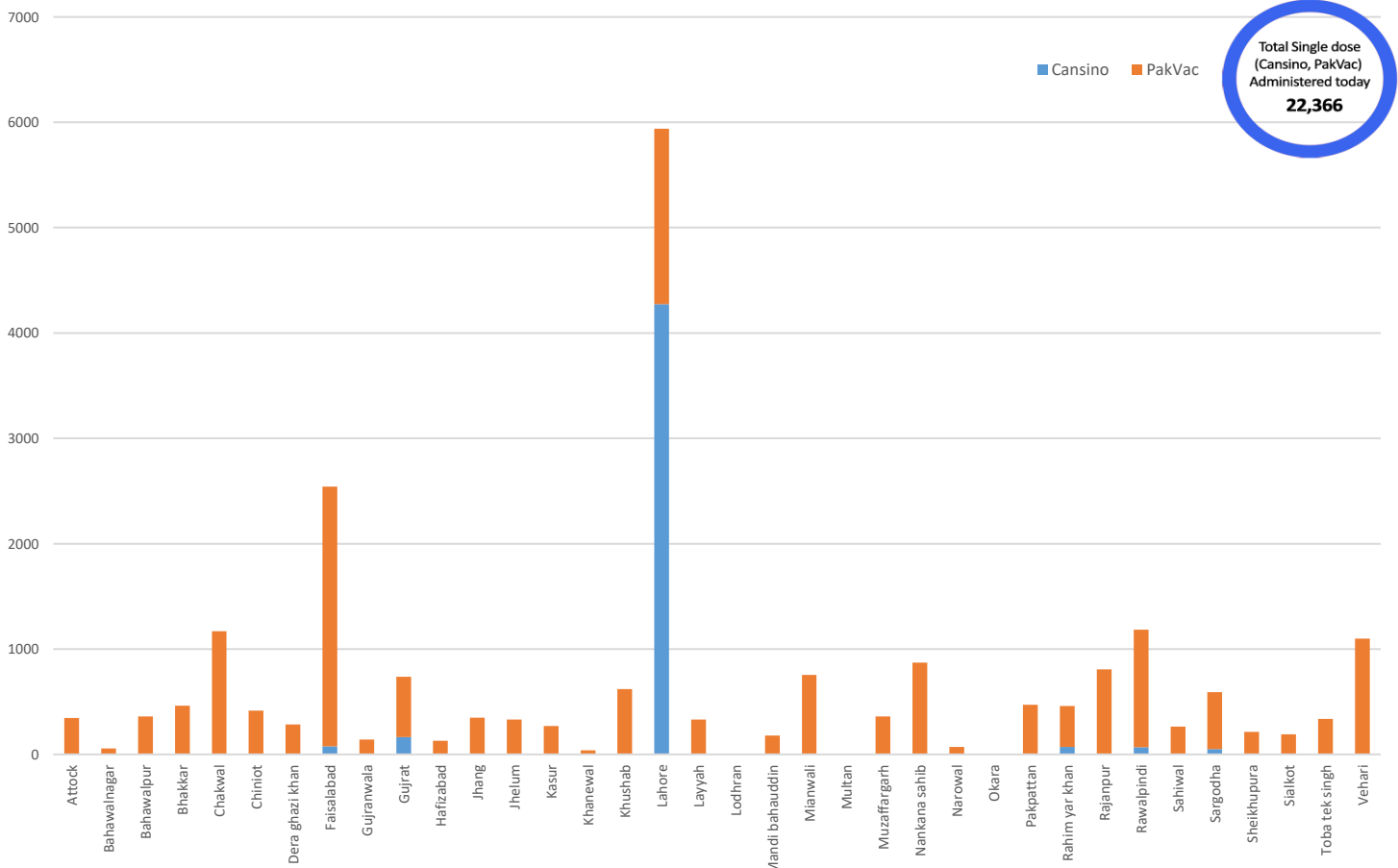


Total 1st dose Administered today
436,927

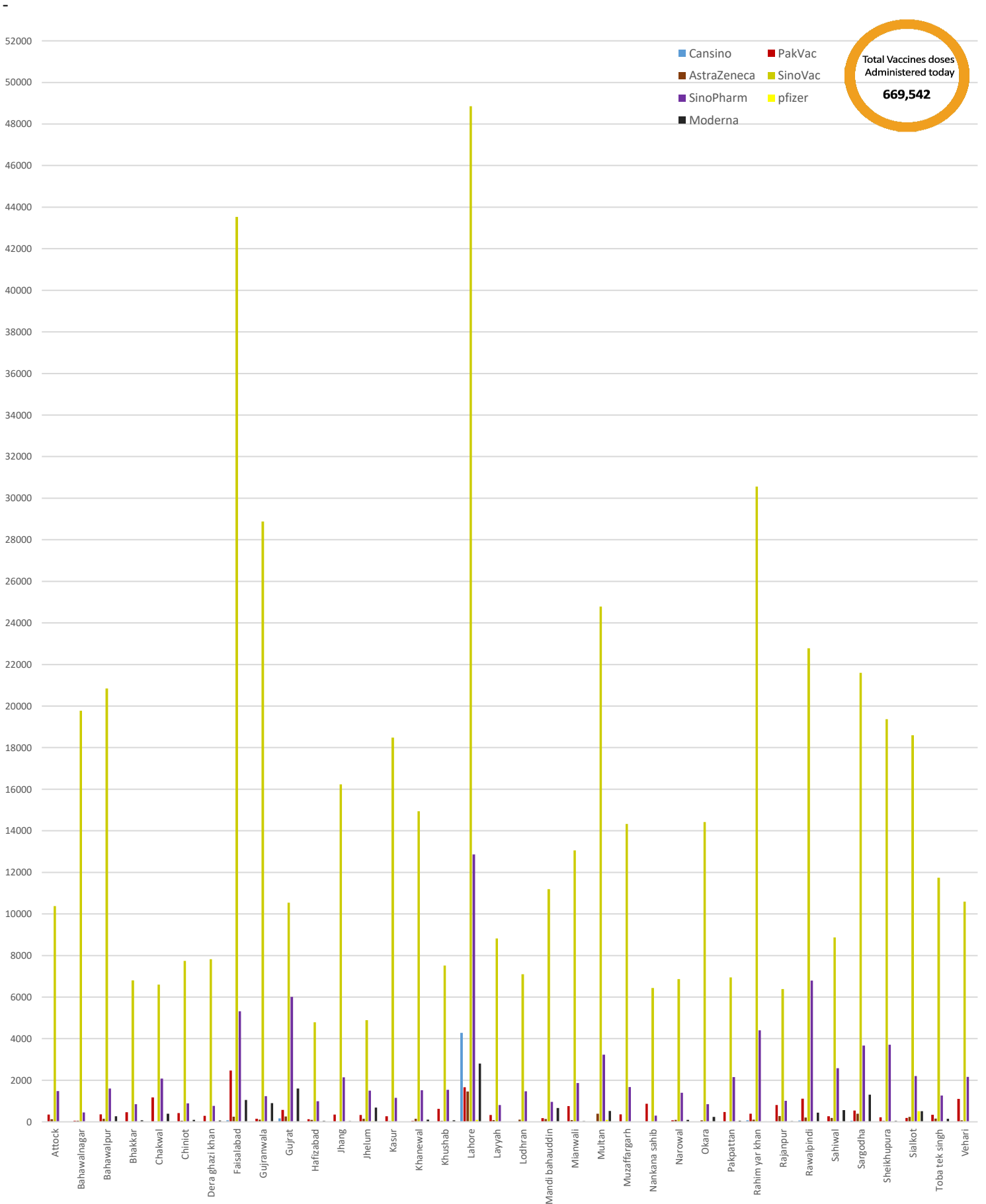
2nd dose Administered Today



Single dose Administered Today (Cansino & PakVac)



District Wise Vaccines Administered Today



Vaccines Stock Available

District	Cansino	AstraZeneca	PakVac	Sino Vac	SinoPharm	Pfizer	Moderna	Others	Vaccines Consumed Today	Total
Attock	0	1560	3500	81410	10484	0	0	0	12,321	96954
Bahawalnagar	0	902	1365	59194	1919	0	108	0	20,347	63488
Bahawalpur	238	1780	2310	31504	9136	0	2105	0	23,224	47073
Bhakkar	0	450	1400	4018	1268	0	260	0	8,216	7396
Chakwal	0	0	4060	13978	17295	0	3885	0	10,249	39218
Chiniot	0	1990	1700	36812	1000	0	3600	0	9,182	45102
DG Khan	0	314	300	27654	5372	11700	1830	0	8,948	47170
Faisalabad	41	590	6635	120753	5760	122196	745	0	52,702	256720
Gujranwala	0	2300	260	162072	6414	0	10785	0	31,257	181831
Gujrat	351	1592	4070	95261	35584	0	9782	0	19,150	146640
Hafizabad	0	700	4182	36831	9642	0	3600	0	6,046	54955
Jhang	0	208	3136	29682	11415	0	0	0	18,770	44441
Jhelum	0	2020	3910	66604	9210	29250	10455	0	7,596	121449
Kasur	0	590	2980	67628	4234	0	0	0	19,927	75432
Khanewal	0	1740	3990	26272	5615	0	90	0	16,732	37707
Khushab	0	1100	2650	31270	10155	0	1800	0	9,790	46975
Lahore	28522	25949	3745	219912	28522	10235	0	0	72,010	338736
Layyah	0	1800	553	15424	2556	0	0	0	10,036	20333
Lodhran	0	1216	2400	40565	15518	0	0	0	8,664	59699
M.B Din	0	2440	3500	63445	3147	0	10375	0	13,127	82907
Mianwali	0	880	1150	52968	3352	0	1755	0	15,806	60105
Multan	0	4904	14210	119083	9600	5070	18287	0	29,031	171154
Muzaffargarh	112	61	2996	74345	9275	0	0	0	16,381	86789
Nankana sahib	75	1880	3330	40006	6205	0	1800	0	7,621	53296
Narowal	0	418	330	47064	3468	0	1059	0	8,528	52339
Okara	0	1600	4830	60059	6369	0	3585	0	15,579	76443
Pakpattan	0	170	4700	42214	7834	0	3600	0	9,642	58518
Rahim yar khan	0	500	5400	81639	36132	0	0	0	35,539	123671
Rajanpur	0	360	3500	26093	6876	0	80	0	8,520	36909
Rawalpindi	8178	9600	12320	116666	104405	236535	7480	0	31,395	495184
Sahiwal	12	1600	2600	66012	5000	0	3400	17550	12,463	96174
Sargodha	100	4527	1000	25159	14237	0	4765	0	27,546	49788
Sheikhupura	0	1165	7562	156123	16132	0	9041	0	23,371	190023
Sialkot	0	2057	3240	69336	13120	1525	4923	0	22,252	94201
Toba Tek Singh	0	750	2370	65056	5743	0	3600	0	13,650	77519
Vehari	0	2570	4300	21825	8627	0	0	0	13,924	37322
Total	37629	82283	130484	2293937	450621	416511	122795	17550	669,542	3573661

Completely Vaccinated Population (Both Single & Double dose)								
04-September-2021								
S.No	District	Total Population	Target Population	Vaccinated Till Now	% of Population Vaccinated Till Now	Target Today	Vaccinated Today	Target Achieved
1	ATTOCK	1886378	1148969	235653	20.51%	7700	12321	160.01%
2	BAHAWALNAGAR	2975656	2237544	685902	30.65%	7940	20347	256.26%
3	BAHAWALPUR	3669176	1818970	273524	15.04%	7980	23224	291.03%
4	BHAKKAR	1647852	1006815	86897	8.63%	3731	8216	220.21%
5	CHAKWAL	1495463	912549	211796	23.21%	10249	10249	100.00%
6	CHINIOT	1368659	835541	130398	15.61%	10060	9182	91.27%
7	DERA GHAZI KHAN	2872631	1752042	165005	9.42%	3863	8948	231.63%
8	FAISALABAD	7882444	4803085	614406	12.79%	40000	52702	131.76%
9	GUJRANWALA	5011066	3058659	603396	19.73%	24400	31257	128.10%
10	GUJRAT	2756289	1681227	377066	22.43%	12700	19150	150.79%
11	HAFIZABAD	1156954	705743	124396	17.63%	5900	6046	102.47%
12	JHANG	2742633	1673483	132949	7.94%	10060	18770	186.58%
13	JHELUM	1222403	745816	249017	33.39%	7100	7596	106.99%
14	KASUR	3454881	2107547	149151	7.08%	15500	19927	128.56%
15	KHANEWAL	2920233	1782411	190800	10.70%	9000	16732	185.91%
16	KHUSHAB	1280372	781592	106235	13.59%	2897	9790	337.94%
17	LAHORE	11119985	6787033	2067997	30.47%	60000	72010	120.02%
18	LAYYAH	1823995	1112780	121436	10.91%	2457	10036	408.47%
19	LODHRAN	1699693	1037378	86710	8.36%	6000	8664	144.40%
20	MANDI BHAUDDIN	1594039	971908	327937	33.74%	7500	13127	175.03%
21	MIANWALI	1542601	943117	137913	14.62%	3491	15806	452.76%
22	MULTAN	4746166	2894516	428548	14.81%	19400	29031	149.64%
23	MUZAFFARGARH	4328549	2636425	155969	5.92%	5801	16381	282.38%
24	NANKANA SAHIB	1354986	842951	142641	16.92%	6000	7621	127.02%
25	NAROWAL	1707575	827388	91065	11.01%	5500	8528	155.05%
26	OKARA	3040826	1853874	121089	6.53%	8000	15579	194.74%
27	PAKPATTAN	1824228	1112449	118349	10.64%	4000	9642	241.05%
28	RAHIM YAR KHAN	4807762	2936543	295256	10.05%	9980	35539	356.10%
29	RAJANPUR	1996039	1217534	60234	4.95%	2689	8520	316.85%
30	RAWALPINDI	5402380	3297436	1276654	38.72%	50000	31395	62.79%
31	SAHIWAL	2513011	1535711	164482	10.71%	17877	12463	69.72%
32	SARGODHA	3696212	2259188	440753	19.51%	8400	27546	327.93%
33	SHEIKHUPURA	3460004	2110859	179851	8.52%	15500	23371	150.78%
34	SIALKOT	3894938	2375139	456641	19.23%	19500	22252	114.11%
35	TOBA TEK SINGH	2191495	1335909	197807	14.81%	13880	13650	98.34%
36	VEHARI	2902081	1767442	186860	10.57%	6852	13924	203.21%
	SUM	109,989,655	66,907,573	11,394,783	17.03%	451,907	669,542	148.16%

