



PDMA

# Board of Revenue, Punjab PDMA Punjab Daily Covid-19 Vaccination Sit-Rep

05-08-2021 11:59 PM



BOR

## Covid-19 Vaccination Summary

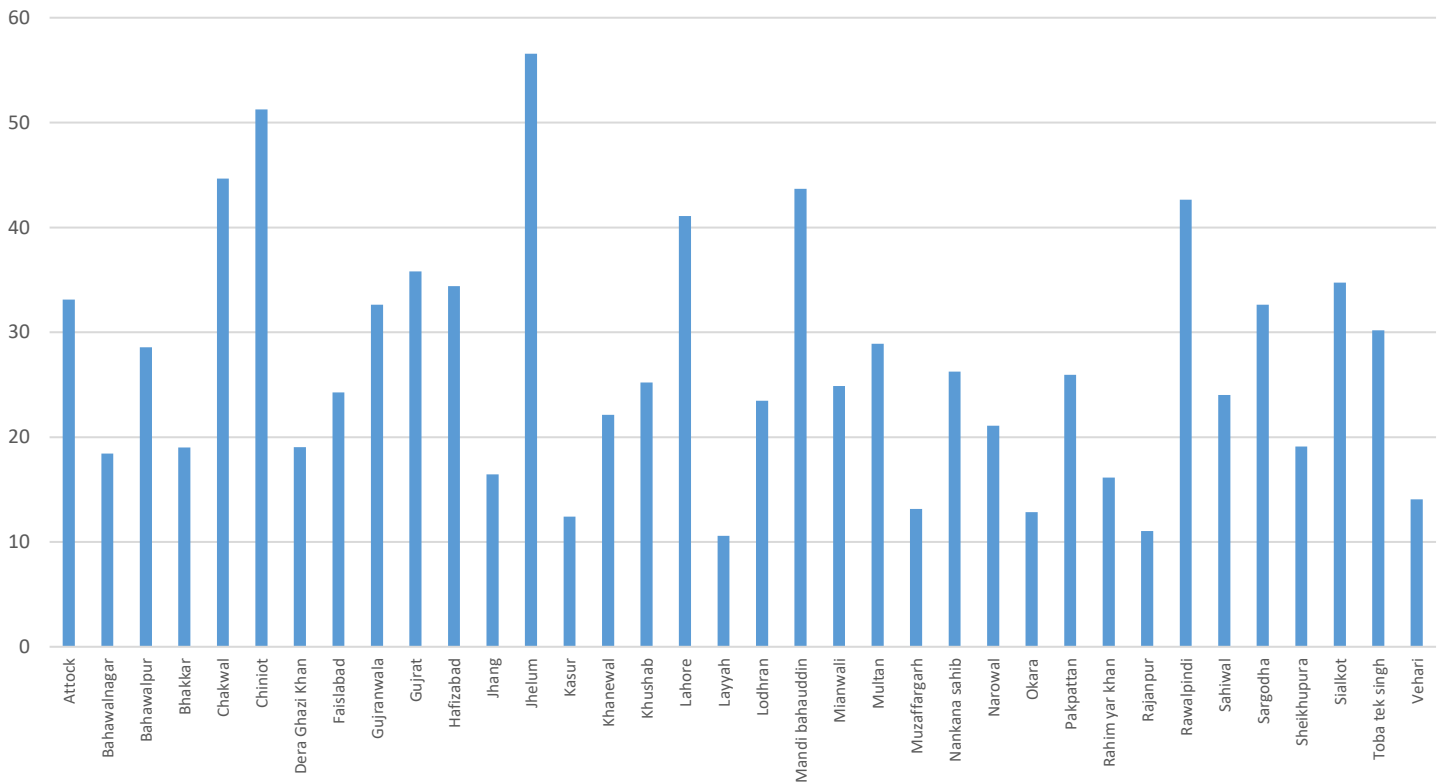
**18,196,867** persons have been vaccinated till date covering **27.12%** individuals across Punjab.

**586,055** persons have been vaccinated today against assigned target of **446,456** in 36 districts of Punjab in **797** Corona Vaccination centers.

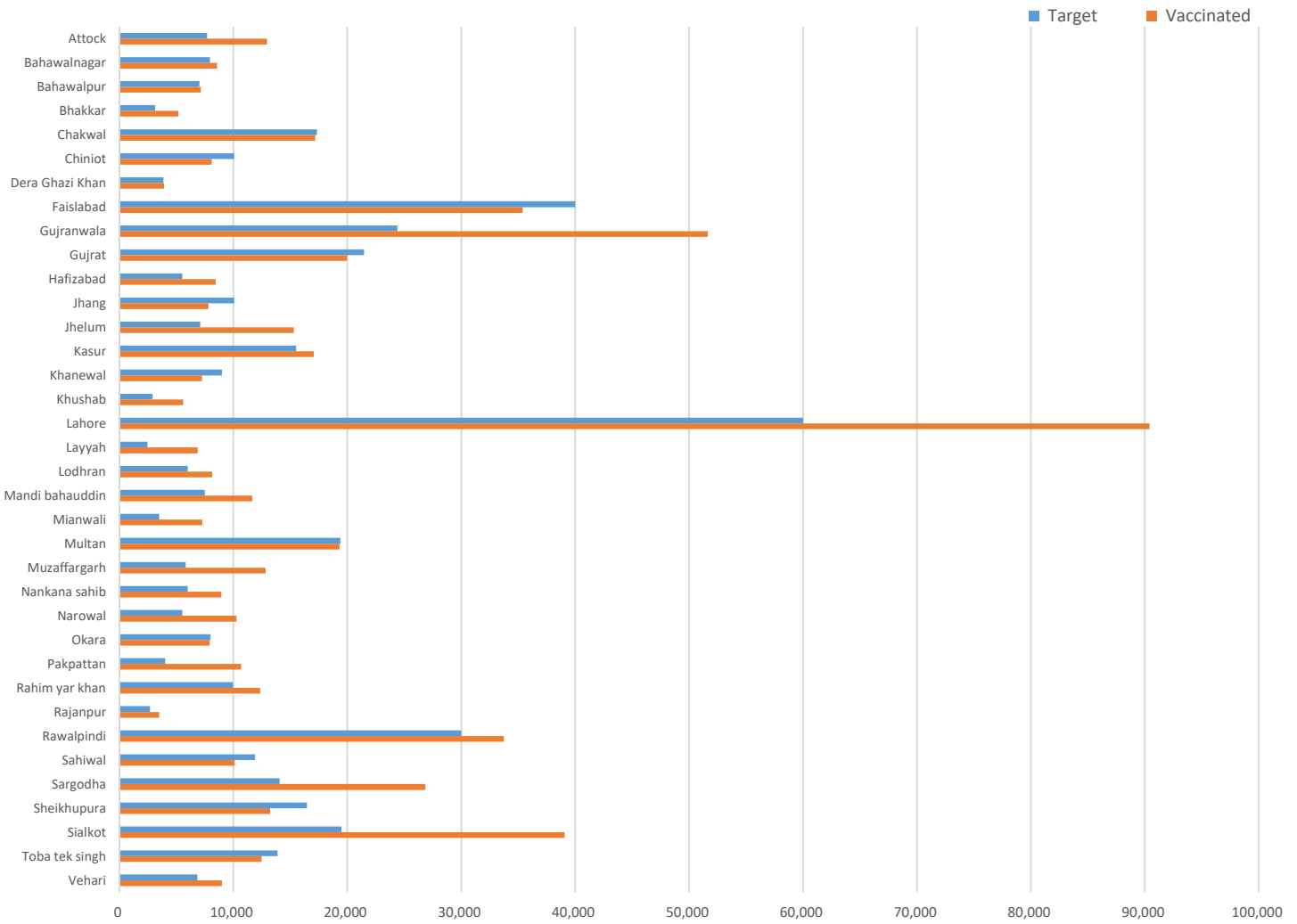
## Daily Vaccination Summary of Punjab

| Total CVCs Operational | Total Vaccinated till date | Persons Vaccinated Yesterday | Persons Vaccinated Today | Variance | Daily Target | Daily % age achieved |
|------------------------|----------------------------|------------------------------|--------------------------|----------|--------------|----------------------|
| 797                    | 18,196,867                 | 594,531                      | 586,055                  | 8,476    | 446,456      | 131.27%              |

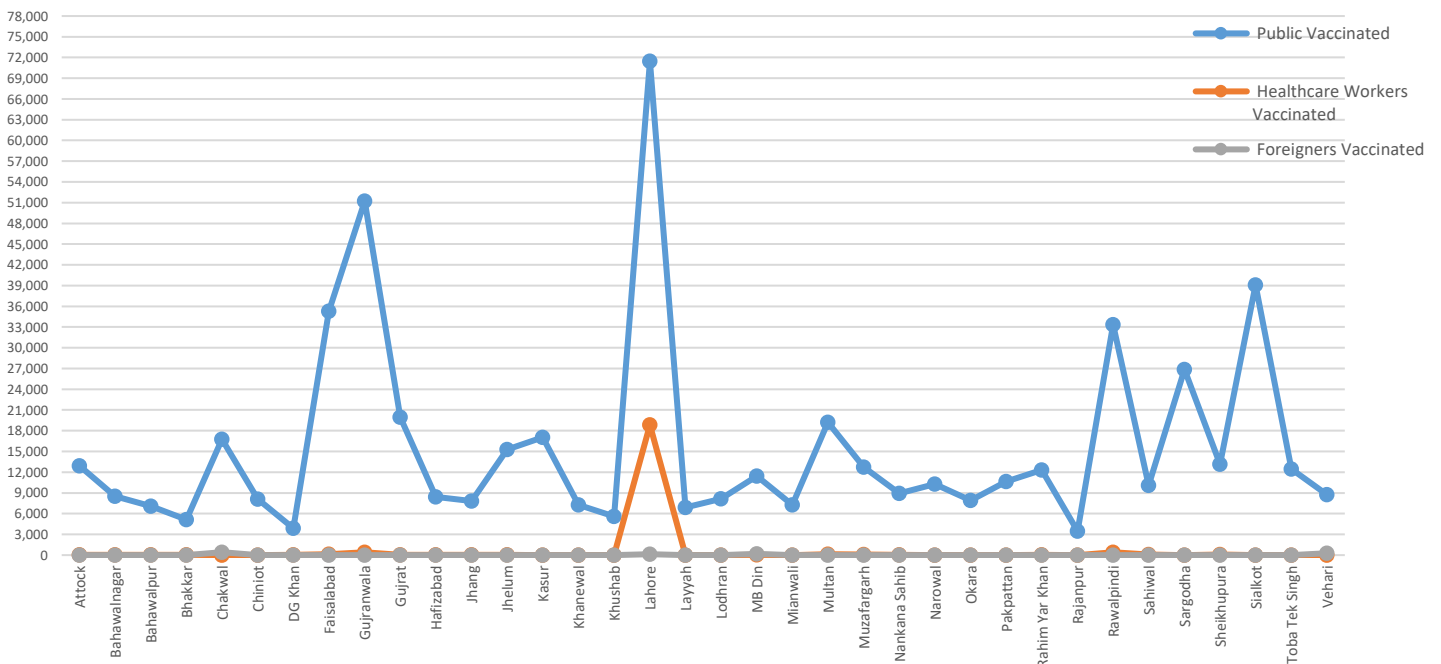
## District wise Total Percentage Vaccinated



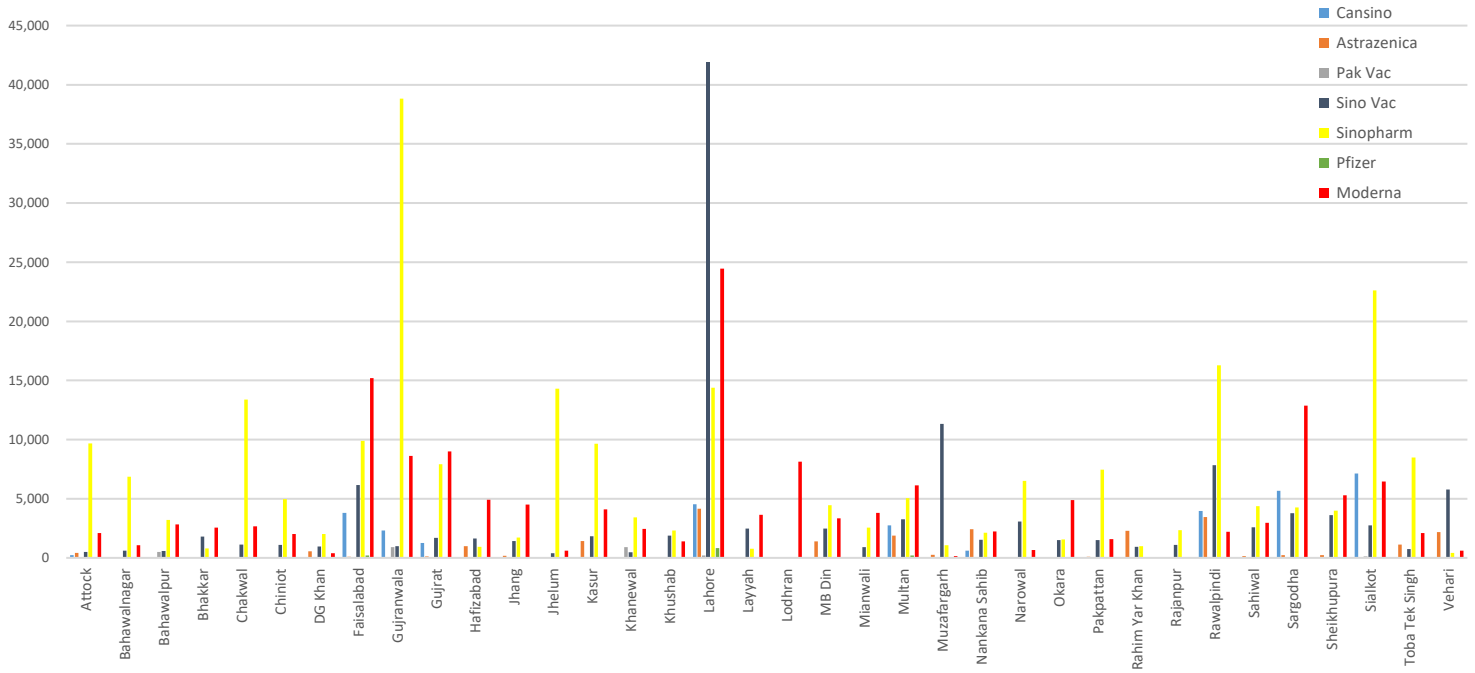
## Daily Vaccination Target Vs Achievement



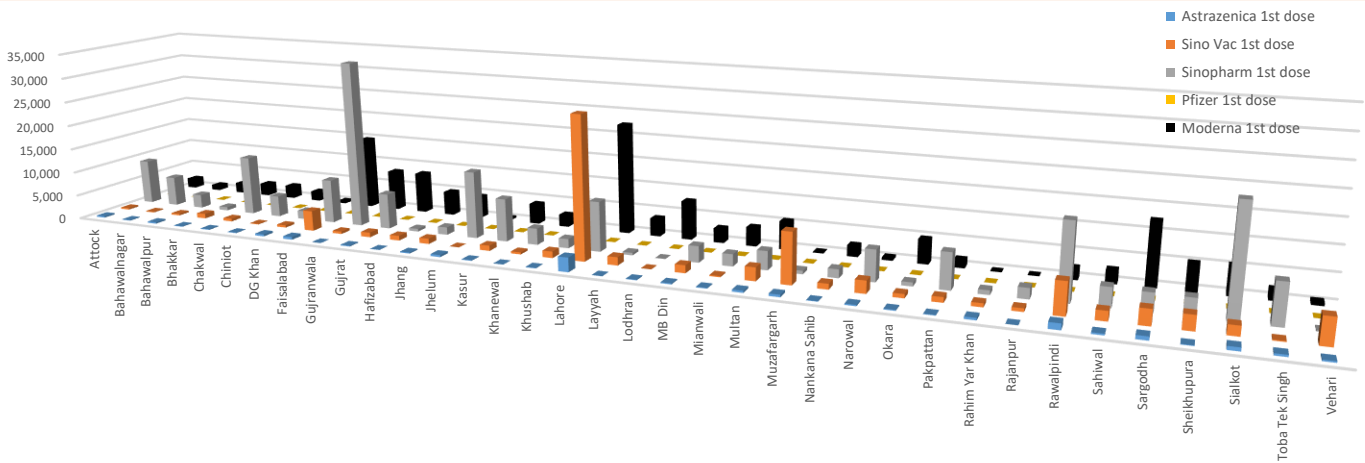
## Public Vs Health Workers Vs Foreigners Vaccinations



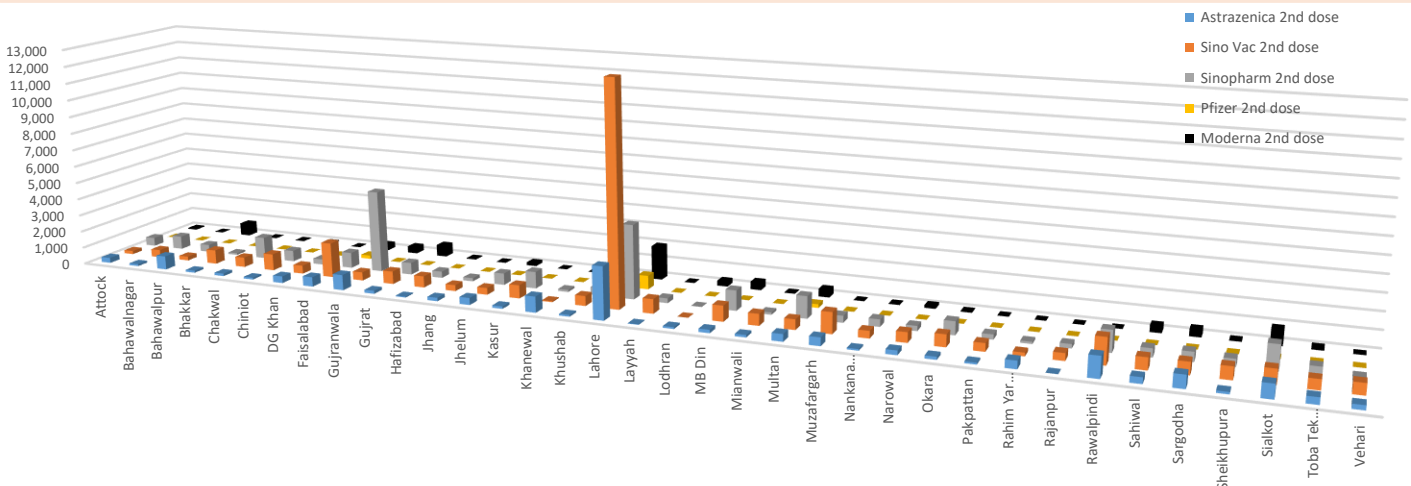
# District wise Vaccines Consumption



## 1<sup>st</sup> dose Vaccination shots Today



## 2<sup>nd</sup> dose Vaccination shots Today



## Vaccines Stock Available

| District       | Cansino | Astra Zenca | Sino Pak | Sino Vac | Sino Pharm | Pfizer | Others | Total     |
|----------------|---------|-------------|----------|----------|------------|--------|--------|-----------|
| Attock         | 230     | 3,110       | 450      | 600      | 31,204     | -      | -      | 45,514    |
| Bahawalnagar   | -       | 306         | 120      | 8,533    | 465        | -      | -      | 19,024    |
| Bahawalpur     | 342     | 3,900       | 310      | 1,759    | 2,361      | -      | -      | 21,542    |
| Bhakkar        | -       | 1,910       | 20       | 4,790    | 1,491      | -      | -      | 21,639    |
| Chakwal        | -       | 640         | -        | 2,622    | 40,742     | -      | -      | 48,994    |
| Chiniot        | -       | 3,520       | 50       | 2,412    | 20,064     | -      | -      | 38,536    |
| DG Khan        | -       | 2,719       | 747      | 961      | 4,156      | -      | -      | 17,933    |
| Faisalabad     | 2,964   | 14,210      | 930      | 13,166   | 9,216      | -      | -      | 78,031    |
| Gujranwala     | 3,351   | 12,100      | -        | 1,070    | 499        | -      | -      | 26,740    |
| Gujrat         | 2,555   | 1,820       | 150      | 1,360    | 4,104      | -      | -      | 21,042    |
| Hafizabad      | -       | 1,790       | 1,320    | 1,904    | 2,829      | -      | -      | 7,843     |
| Jhang          | -       | 1,330       | 50       | 878      | 968        | -      | -      | 7,906     |
| Jhelum         | -       | 3,740       | 40       | 1,808    | 42,808     | -      | -      | 50,716    |
| Kasur          | -       | 1,140       | 3,530    | 5,054    | 3,592      | -      | -      | 23,456    |
| Khanewal       | -       | 4,490       | 2,930    | 3,582    | 19,410     | -      | -      | 37,432    |
| Khushab        | -       | 1,330       | 90       | 5,896    | 16,764     | -      | -      | 28,780    |
| Lahore         | 8,793   | 65,670      | 5,100    | 50,037   | 34,287     | -      | -      | 252,771   |
| Layyah         | -       | 2,010       | 20       | 7,046    | 1,923      | -      | -      | 16,899    |
| Lodhran        | -       | 1,286       | -        | -        | -          | -      | -      | 10,279    |
| MB Din         | -       | 1,230       | 3,802    | 2,320    | 24,000     | -      | -      | 37,127    |
| Mianwali       | -       | 3,290       | 2,400    | 1,176    | 23,382     | -      | -      | 34,828    |
| Multan         | 18,116  | 10,120      | 2,636    | 6,023    | 48,000     | 1,689  | -      | 135,547   |
| Muzafargarh    | 125     | 4,286       | 2,101    | 29,141   | 9,367      | -      | -      | 54,620    |
| Nankana Sahib  | 1,095   | 4,640       | 3,540    | 2,822    | 25,178     | -      | -      | 48,805    |
| Narowal        | -       | 890         | -        | 4,445    | 19,763     | -      | -      | 27,764    |
| Okara          | -       | 5,090       | 250      | 9,122    | 3,058      | -      | -      | 26,088    |
| Pakpattan      | -       | 1,410       | 820      | 4,476    | 21,694     | -      | -      | 35,860    |
| Rahim Yar Khan | -       | 4,980       | -        | 1,480    | 2,428      | -      | -      | 8,888     |
| Rajanpur       | -       | 2,400       | -        | 14,914   | 6,288      | -      | -      | 23,602    |
| Rawalpindi     | 4,500   | 20,220      | 4,360    | 71,229   | 80,736     | -      | -      | 190,835   |
| Sahiwal        | -       | 600         | 4,810    | -        | 20,000     | -      | -      | 37,107    |
| Sargodha       | 6,000   | 9,210       | 300      | 4,992    | 5,799      | 168    | -      | 38,948    |
| Sheikhupura    | 188     | 6,805       | 1,849    | 25,739   | 72         | -      | -      | 49,912    |
| Sialkot        | 1,377   | 2,020       | -        | 5,474    | 4,002      | -      | -      | 25,013    |
| Toba Tek Singh | -       | 3,820       | 1,750    | 3,068    | 2,658      | -      | -      | 21,856    |
| Vehari         | -       | 5,910       | 3,791    | 10,771   | 2,914      | -      | -      | 23,386    |
| <b>Total</b>   | 49,636  | 213,942     | 48,266   | 310,670  | 536,222    | 1,857  | -      | 1,595,263 |

| Punjab Corona Vaccination Records District-Wise Summary |                 |                    |                   |                     |                                     |                |                  |                 |
|---|-----------------|--------------------|-------------------|---------------------|-------------------------------------|----------------|------------------|-----------------|
| 05-August-2021  |                 |                    |                   |                     |                                     |                |                  |                 |
| #   | District        | Total Population   | Target Population | Vaccinated Till Now | % of Population Vaccinated Till Now | Target Today   | Vaccinated Today | Target Achieved |
| 1   | LAYYAH          | 1,823,995          | 1,112,780         | 39,653              | 4%                                  | 2,457          | 6,902            | 281%            |
| 2   | PAKPATTAN       | 1,824,228          | 1,112,449         | 53,160              | 5%                                  | 4,000          | 10,761           | 269%            |
| 3   | MUZAFFARGARH    | 4,328,549          | 2,636,425         | 84,913              | 3%                                  | 5,801          | 13,281           | 229%            |
| 4   | JHELUM          | 1,222,403          | 745,816           | 120,212             | 16%                                 | 7,100          | 15,727           | 222%            |
| 5   | MIANWALI        | 1,542,601          | 943,117           | 68,722              | 7%                                  | 3,491          | 7,391            | 212%            |
| 6   | GUJRANWALA      | 5,011,066          | 3,058,659         | 265,537             | 9%                                  | 24,400         | 51,635           | 212%            |
| 7   | SIALKOT         | 3,894,938          | 2,375,139         | 231,964             | 10%                                 | 19,500         | 39,694           | 204%            |
| 8   | SARGODHA        | 3,696,212          | 2,259,188         | 237,807             | 11%                                 | 14,062         | 27,573           | 196%            |
| 9   | KHUSHAB         | 1,280,372          | 781,592           | 56,306              | 7%                                  | 2,897          | 5,677            | 196%            |
| 10  | NAROWAL         | 1,707,575          | 827,388           | 34,296              | 4%                                  | 5,500          | 10,513           | 191%            |
| 11  | ATTOCK          | 1,886,378          | 1,148,969         | 104,065             | 9.1%                                | 7,700          | 13,233           | 172%            |
| 12  | BHAKKAR         | 1,647,852          | 1,006,815         | 34,310              | 3%                                  | 3,137          | 5,271            | 168%            |
| 13  | MANDI BHAUDDIN  | 1,594,039          | 971,908           | 155,289             | 16%                                 | 7,500          | 11,842           | 158%            |
| 14  | LAHORE          | 11,119,985         | 6,787,033         | 1,400,904           | 21%                                 | 60,000         | 93,420           | 156%            |
| 15  | HAFIZABAD       | 1,156,954          | 705,743           | 65,904              | 9%                                  | 5,500          | 8,489            | 154%            |
| 16  | NANKANA SAHIB   | 1,354,986          | 1,042,951         | 81,096              | 8%                                  | 6,000          | 9,038            | 151%            |
| 17  | LODHRAN         | 1,699,693          | 1,037,378         | 47,965              | 5%                                  | 6,000          | 8,241            | 137%            |
| 18  | VEHARI          | 2,902,081          | 1,767,442         | 98,894              | 6%                                  | 6,852          | 9,247            | 135%            |
| 19  | RAJANPUR        | 1,996,039          | 1,217,534         | 28,515              | 2%                                  | 2,689          | 3,479            | 129%            |
| 20  | RAHIM YAR KHAN  | 4,807,762          | 2,936,543         | 155,594             | 5%                                  | 9,980          | 12,800           | 128%            |
| 21  | RAWALPINDI      | 5,402,380          | 3,297,436         | 868,426             | 26%                                 | 30,000         | 34,943           | 116%            |
| 22  | DERA GHAZI KHAN | 2,872,631          | 1,752,042         | 129,398             | 7%                                  | 3,863          | 4,318            | 112%            |
| 23  | KASUR           | 3,454,881          | 2,107,547         | 54,753              | 3%                                  | 15,500         | 17,164           | 111%            |
| 24  | BAHAWALNAGAR    | 2,975,656          | 2,237,544         | 589,056             | 26%                                 | 7,940          | 8,671            | 109%            |
| 25  | BAHAWALPUR      | 3,669,176          | 1,818,970         | 149,423             | 8%                                  | 7,021          | 7,424            | 106%            |
| 26  | MULTAN          | 4,746,166          | 2,894,516         | 252,684             | 9%                                  | 19,400         | 19,706           | 102%            |
| 27  | OKARA           | 3,040,826          | 1,853,874         | 47,549              | 3%                                  | 8,000          | 8,093            | 101%            |
| 28  | GUJRAT          | 2,756,289          | 1,681,227         | 193,056             | 11%                                 | 21,465         | 20,067           | 93%             |
| 29  | TOBA TEK SINGH  | 2,191,495          | 1,335,909         | 102,307             | 8%                                  | 13,880         | 12,849           | 93%             |
| 30  | FAISALABAD      | 7,882,444          | 4,803,085         | 355,275             | 7%                                  | 40,000         | 35,934           | 90%             |
| 31  | SAHIWAL         | 2,513,011          | 1,535,711         | 96,548              | 6%                                  | 11,899         | 10,435           | 88%             |
| 32  | CHINIOT         | 1,368,659          | 835,541           | 71,516              | 9%                                  | 10,060         | 8,188            | 81%             |
| 33  | SHEIKHUPURA     | 3,460,004          | 2,110,859         | 54,242              | 3%                                  | 16,464         | 13,335           | 81%             |
| 34  | KHANEWAL        | 2,920,233          | 1,782,411         | 91,641              | 5%                                  | 9,000          | 7,268            | 81%             |
| 35  | JHANG           | 2,742,633          | 1,673,483         | 69,162              | 4%                                  | 10,060         | 8,021            | 80%             |
| 36  | CHAKWAL         | 1,495,463          | 912,549           | 112,442             | 12%                                 | 17,338         | 3,838            | 22%             |
| -   | <b>SUM</b>      | <b>109,989,655</b> | <b>67,107,573</b> | <b>6,602,584</b>    | <b>9.84%</b>                        | <b>446,456</b> | <b>584,468</b>   | <b>130.91%</b>  |

