



PDMA

Board of Revenue, Punjab PDMA Punjab Daily Covid-19 Vaccination Sit-Rep

05-09-2021 11:59 PM



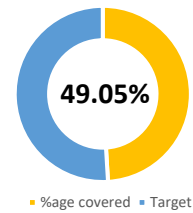
BOR

Covid-19 Vaccination Summary

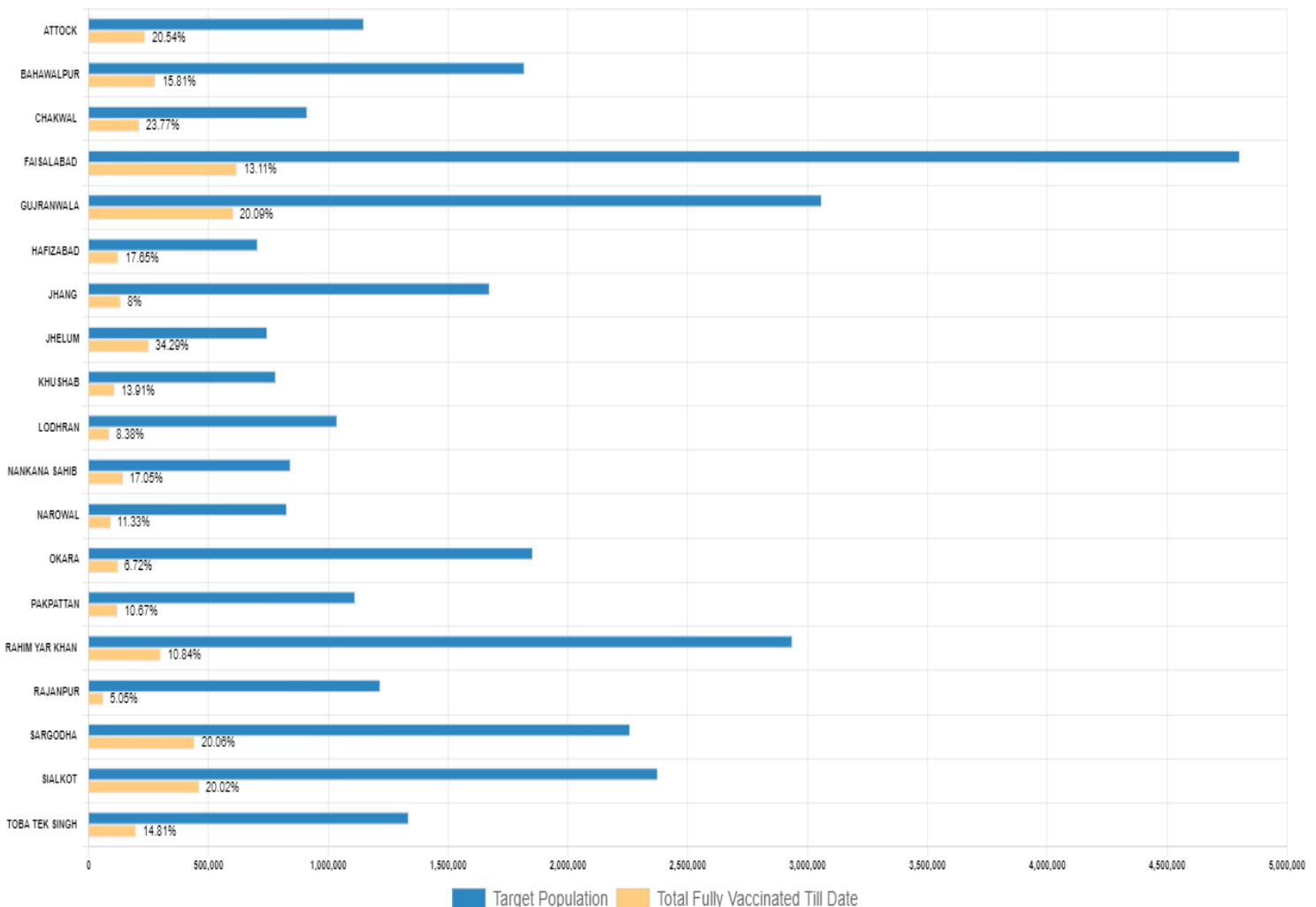
32,819,973 persons have been vaccinated till date covering **49.05%** individuals across Punjab. **120,647** persons were vaccinated today (Sunday) in 19 districts of Punjab.

Daily Vaccination Summary of Punjab

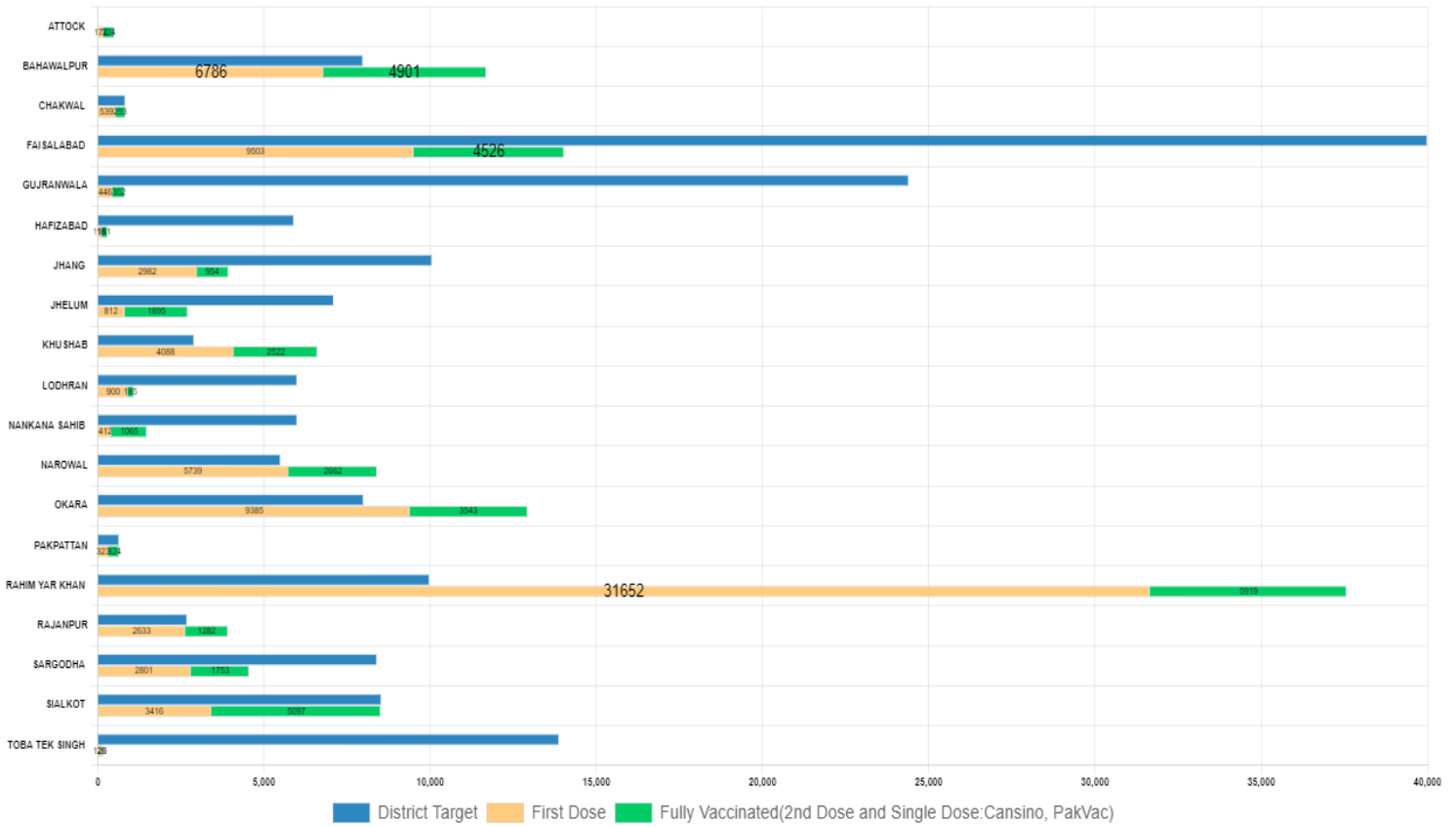
Total CVCs Operational	Total Vaccinated till date	Targeted Population	%age Covered
442	32,819,973	66,907,573	49.05%



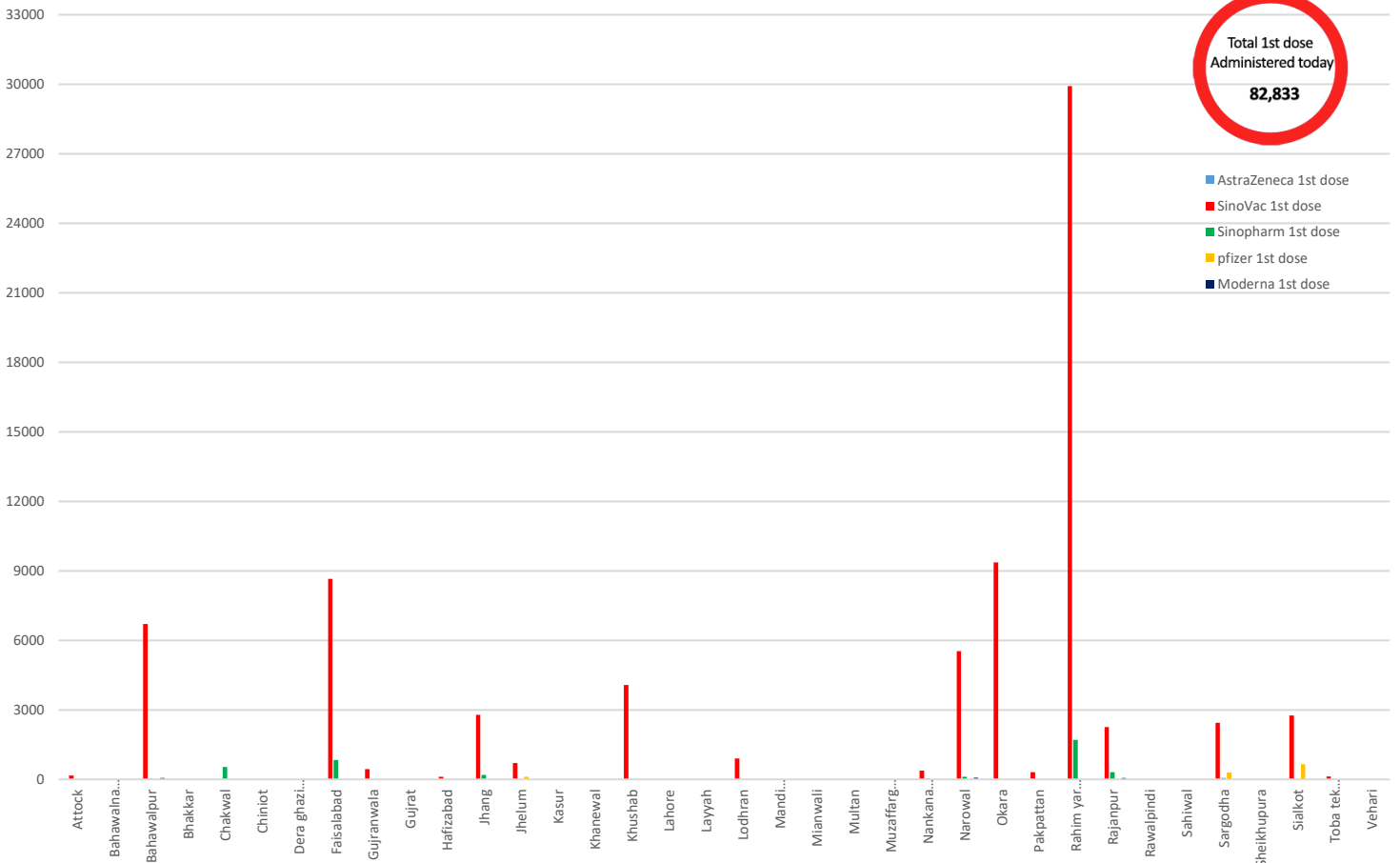
Percentage of Population Fully Vaccinated (2nd dose & 1 time dose)



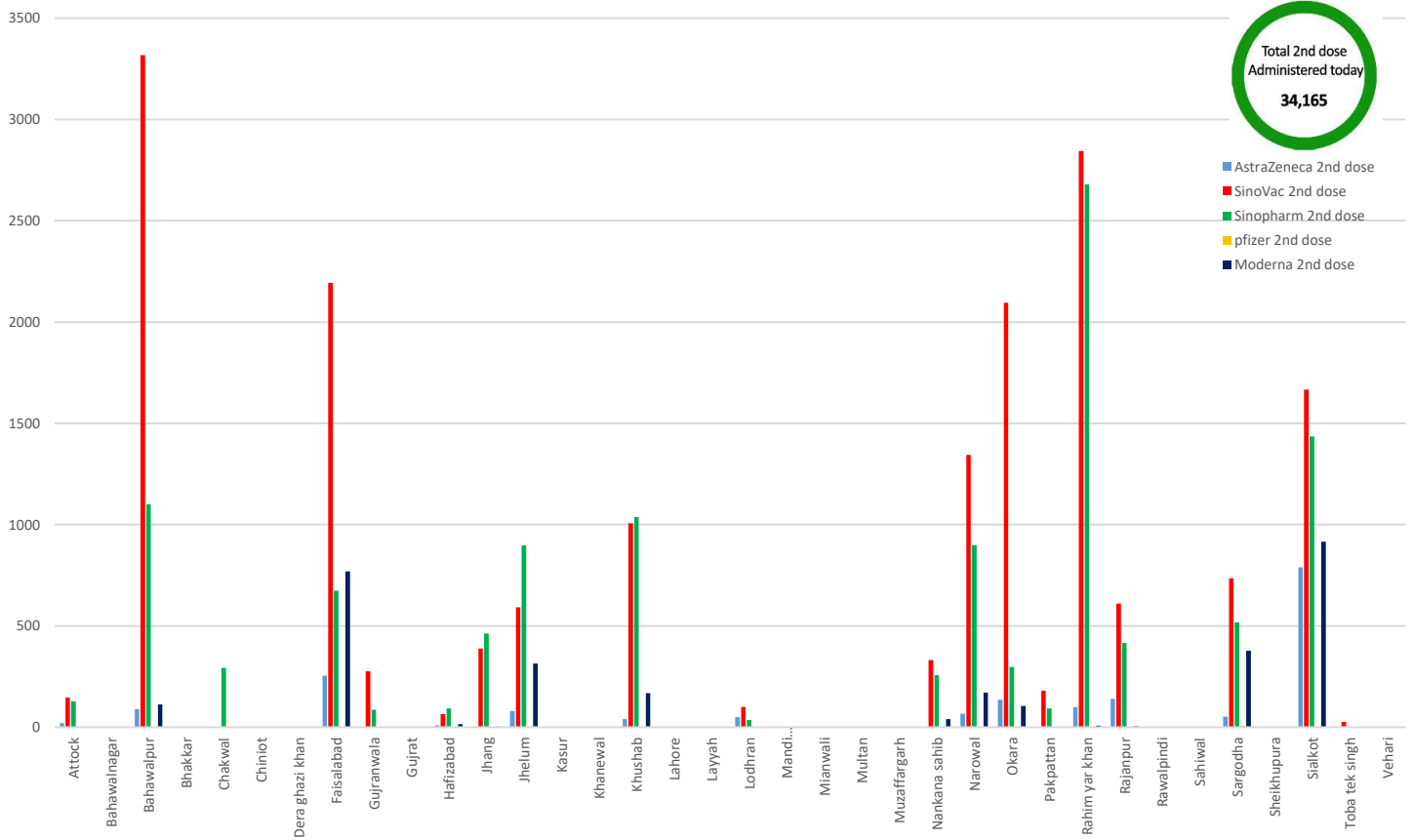
Daily Vaccination Target Vs Achievement



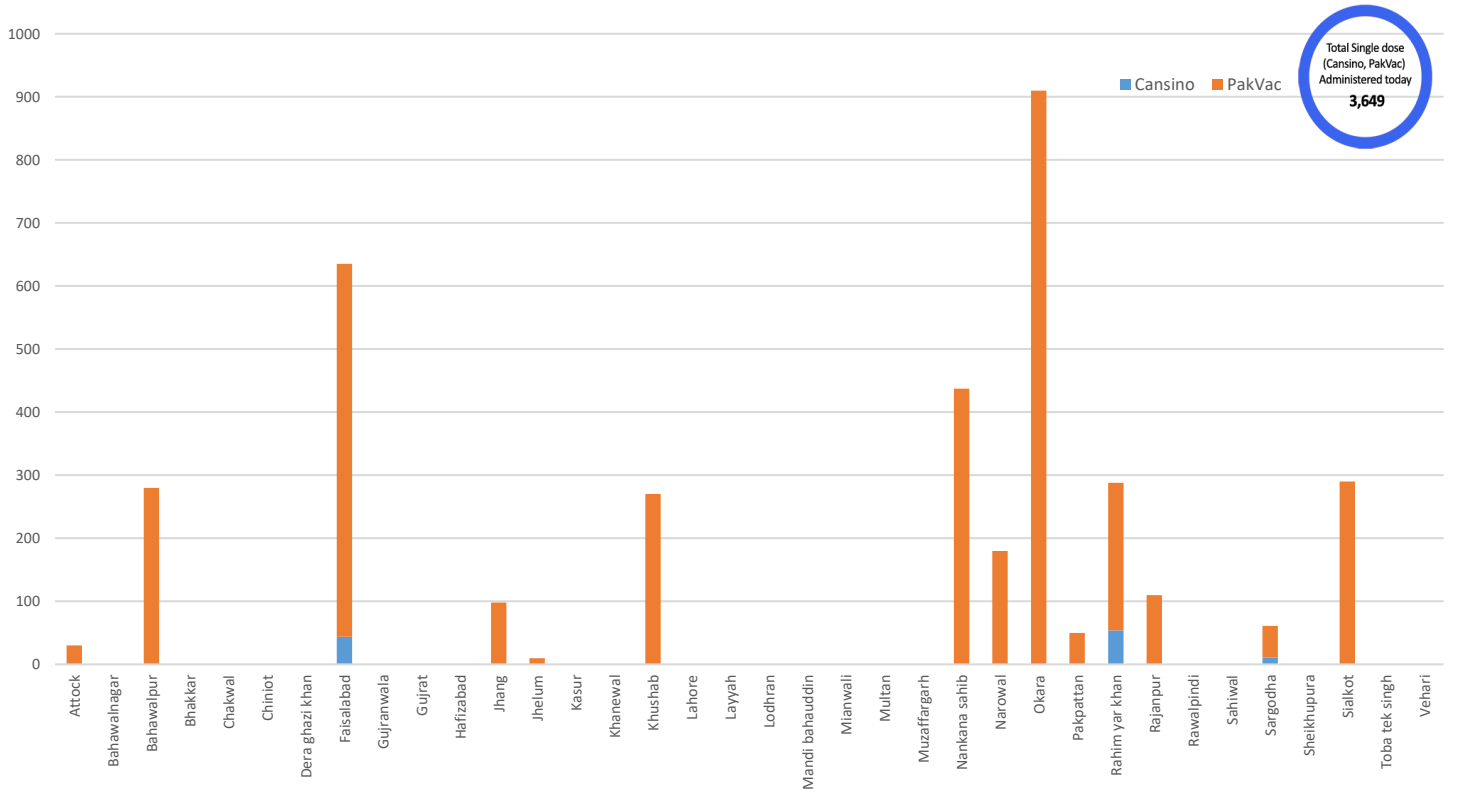
1st dose Administered Today



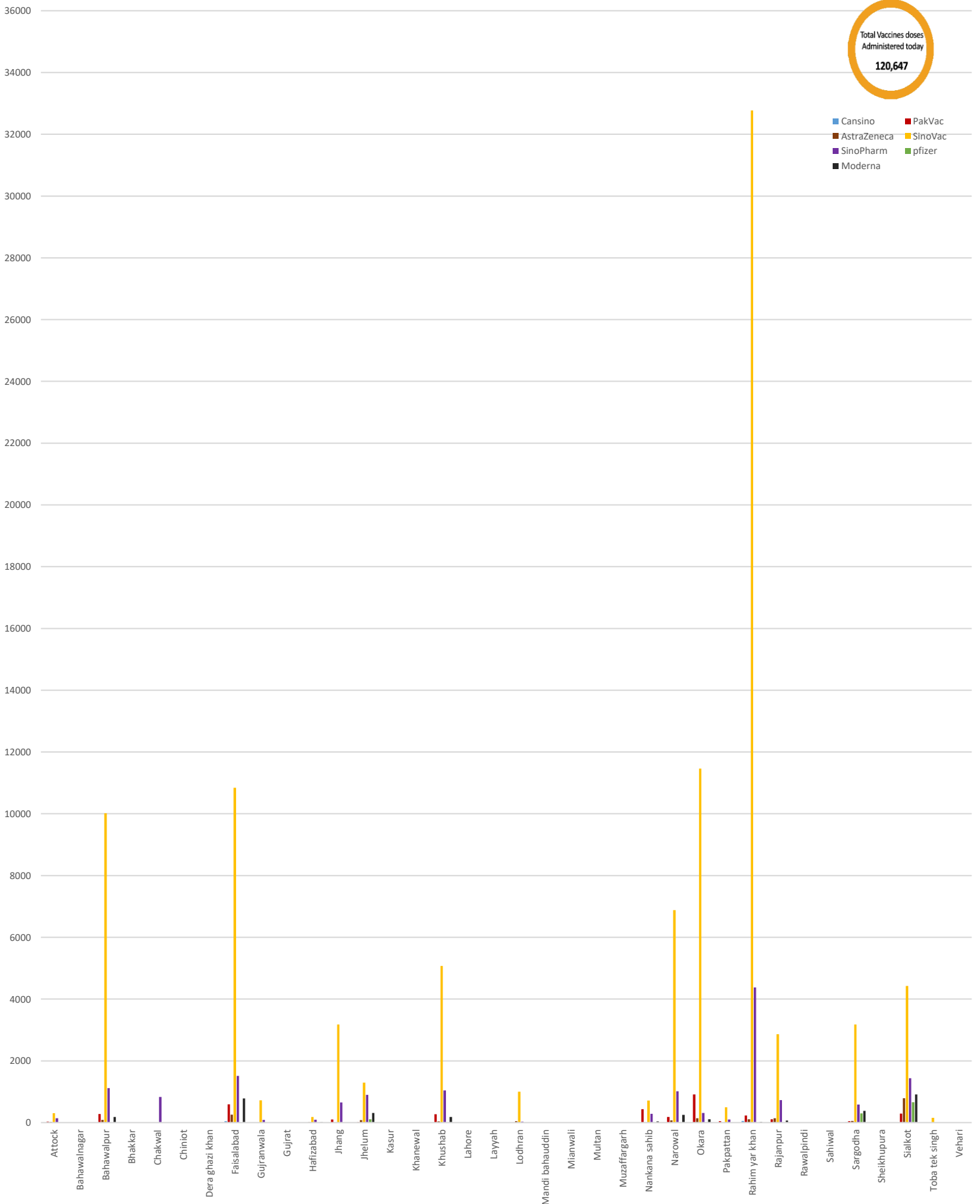
2nd dose Administered Today



Single dose Administered Today (Cansino & PakVac)



District Wise Vaccines Administered Today



Vaccines Stock Available

District	Cansino	AstraZeneca	PakVac	Sino Vac	SinoPharm	Pfizer	Moderna	Others	Vaccines Consumed Today	Total
Attock	0	1560	3500	81410	10484	0	0	0	496	96954
Bahawalnagar	0	902	1365	59194	1919	0	108	0	-	63488
Bahawalpur	238	1640	1950	82654	7531	29250	5435	0	11,687	128698
Bhakkar	0	450	1400	4018	1268	0	260	0	-	7396
Chakwal	0	0	2890	27772	15069	0	7095	0	832	52826
Chiniot	0	1990	1700	36812	1000	0	3600	0	-	45102
DG Khan	0	314	300	27654	5372	11700	1830	0	-	47170
Faisalabad	49	5000	3725	89552	2900	256506	15995	0	14,029	373727
Gujranwala	0	2200	120	188188	14775	81900	20685	0	808	307868
Gujrat	351	1592	4070	95261	35584	0	9782	0	-	146640
Hafizabad	0	605	4054	27343	6879	0	3557	0	297	42438
Jhang	0	194	2715	60740	9134	0	1600	0	3,936	74383
Jhelum	0	1870	3580	61712	7710	29214	9765	0	2,707	113851
Kasur	0	590	2980	67628	4234	0	0	0	-	75432
Khanewal	0	1740	3990	26272	5615	0	90	0	-	37707
Khushab	0	1053	2030	23754	8620	0	1725	0	6,610	37182
Lahore	28522	25949	3745	219912	28522	10235	0	0	-	338736
Layyah	0	1800	553	15424	2556	0	0	0	-	20333
Lodhran	0	1116	0	33465	14054	0	1800	0	1,085	50435
M.B Din	0	2440	3500	63445	3147	0	10375	0	-	82907
Mianwali	0	880	1150	52968	3352	0	1755	0	-	60105
Multan	0	4904	14210	119083	9600	5070	18287	0	-	171154
Muzaffargarh	112	61	2996	74345	9275	0	0	0	-	86789
Nankana sahib	75	1860	2460	33558	5911	0	1800	0	1,477	45664
Narowal	0	342	150	40532	2820	0	929	0	8,401	44773
Okara	0	1560	4830	45006	5977	0	3360	0	12,928	60733
Pakpattan	0	160	4230	35260	5676	0	3540	0	647	48866
Rahim yar khan	0	460	4500	237962	44404	0	0	0	37,571	287326
Rajanpur	0	220	2550	23691	6516	0	20	0	3,915	32997
Rawalpindi	8178	9600	12320	116666	104405	236535	7480	0	-	495184
Sahiwal	12	1600	2600	66012	5000	0	3400	17550	-	96174
Sargodha	1067	3846	500	41513	12946	29250	4987	0	4,554	94109
Sheikhupura	0	1165	7562	156123	16132	0	9041	0	-	190023
Sialkot	0	1817	2950	72338	11521	25580	4413	0	8,513	118619
Toba Tek Singh	0	590	2030	52114	4476	0	3450	0	154	62660
Vehari	0	2570	4300	21825	8627	0	0	0	-	37322
Total	38604	84640	117505	2481206	443011	715240	156164	17550	120,647	4075771

Completely Vaccinated Population (Both Single & Double dose)

05-September-2021

S.No	District	Total Population	Target Population	Vaccinated Till Now	% of Population Vaccinated Till Now	Vaccinated Today
1	ATTOCK	1886378	1148969	235977	20.54%	496
2	BAHAWALNAGAR	2975656	2237544	685902	30.65%	0
3	BAHAWALPUR	3669176	1818970	278425	15.31%	11687
4	BHAKKAR	1647852	1006815	86897	8.63%	0
5	CHAKWAL	1495463	912549	212089	23.24%	832
6	CHINIOT	1368659	835541	130398	15.61%	0
7	DERA GHAZI KHAN	2872631	1752042	165005	9.42%	0
8	FAISALABAD	7882444	4803085	618932	12.89%	14029
9	GUJRANWALA	5011066	3058659	603758	19.74%	808
10	GUJRAT	2756289	1681227	377066	22.43%	0
11	HAFIZABAD	1156954	705743	124577	17.65%	297
12	JHANG	2742633	1673483	133903	8.00%	3936
13	JHELUM	1222403	745816	250912	33.64%	2707
14	KASUR	3454881	2107547	149151	7.08%	0
15	KHANEWAL	2920233	1782411	190800	10.70%	0
16	KHUSHAB	1280372	781592	108757	13.91%	6610
17	LAHORE	11119985	6787033	2067997	30.47%	0
18	LAYYAH	1823995	1112780	121436	10.91%	0
19	LODHRAN	1699693	1037378	86895	8.38%	1085
20	MANDI BAHAUDDIN	1594039	971908	327937	33.74%	0
21	MIANWALI	1542601	943117	137913	14.62%	0
22	MULTAN	4746166	2894516	428548	14.81%	0
23	MUZAFFARGARH	4328549	2636425	155969	5.92%	0
24	NANKANA SAHIB	1354986	842951	143706	17.05%	1477
25	NAROWAL	1707575	827388	93727	11.33%	8401
26	OKARA	3040826	1853874	124632	6.72%	12928
27	PAKPATTAN	1824228	1112449	118673	10.67%	647
28	RAHIM YAR KHAN	4807762	2936543	301175	10.26%	37571
29	RAJANPUR	1996039	1217534	61516	5.05%	3915
30	RAWALPINDI	5402380	3297436	1276654	38.72%	0
31	SAHIWAL	2513011	1535711	164482	10.71%	0
32	SARGODHA	3696212	2259188	442506	19.59%	4554
33	SHEIKHUPURA	3460004	2110859	179851	8.52%	0
34	SIALKOT	3894938	2375139	461738	19.44%	8513
35	TOBA TEK SINGH	2191495	1335909	197833	14.81%	154
36	VEHARI	2902081	1767442	186860	10.57%	0
SUM		109,989,655	66,907,573	11,432,597	17.09%	120,647