



PDMA

Board of Revenue, Punjab PDMA Punjab Daily Covid-19 Vaccination Sit-Rep

05-10-2021 11:59 PM



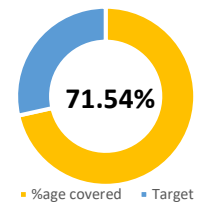
BOR

Covid-19 Vaccination Summary

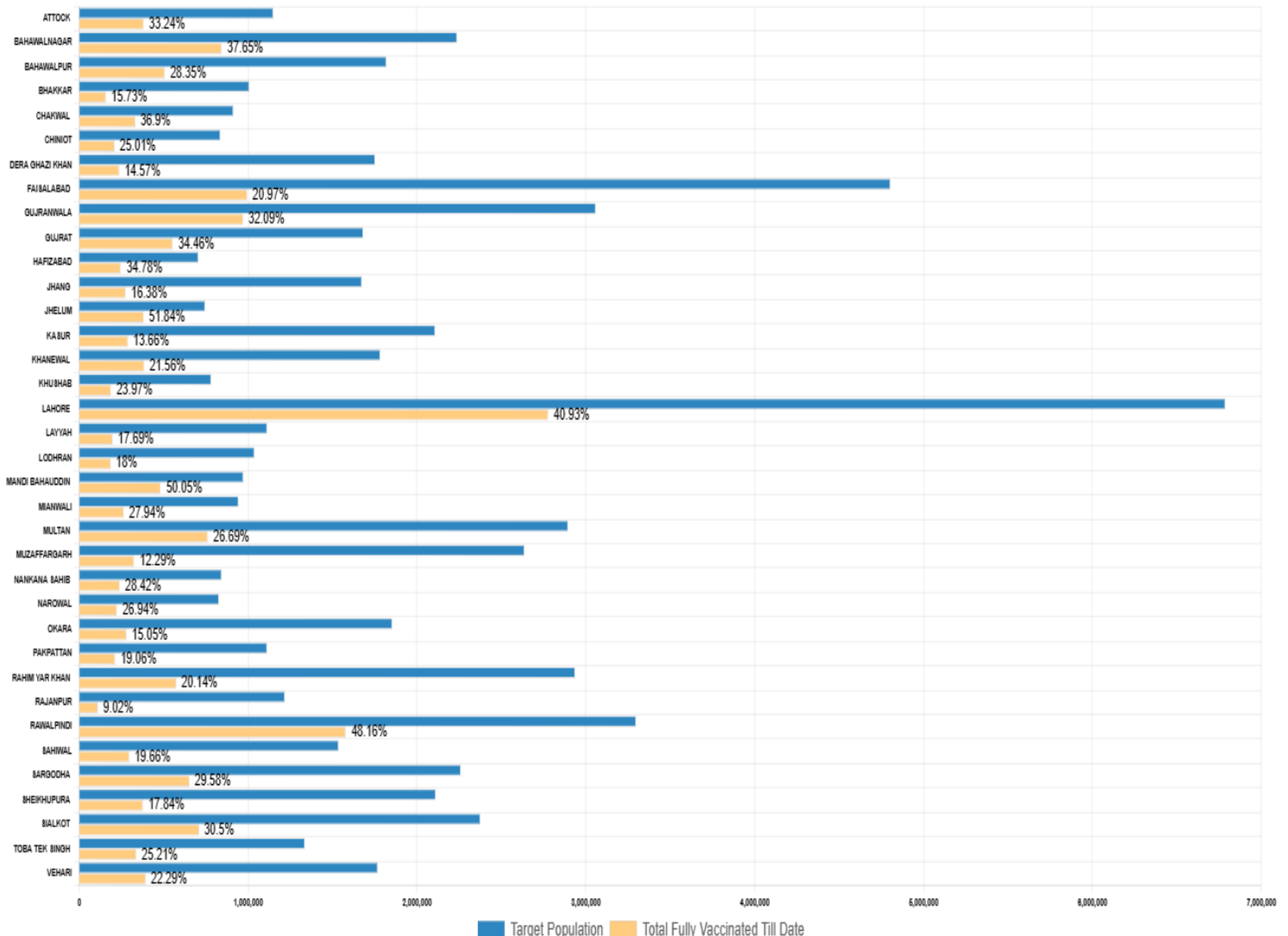
47,862,804 persons have been vaccinated till date covering **71.54%** individuals across Punjab.
653,545 persons were vaccinated today against assigned target of **571,838** in all 36 districts of Punjab.

Daily Vaccination Summary of Punjab

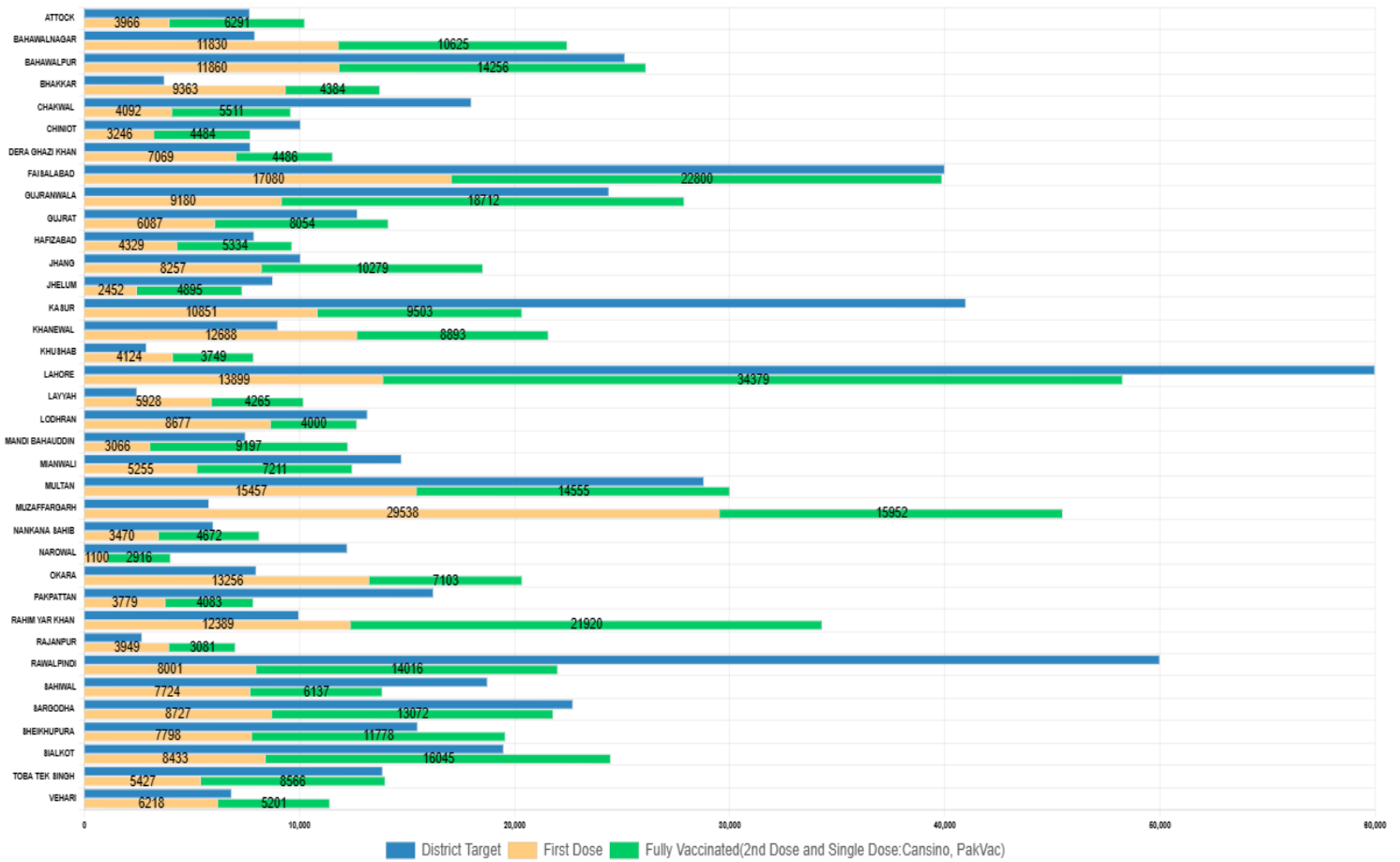
Total CVCs Operational	Total Vaccinated till date	Targeted Population	%age Covered
801	47,862,804	66,907,573	71.54%



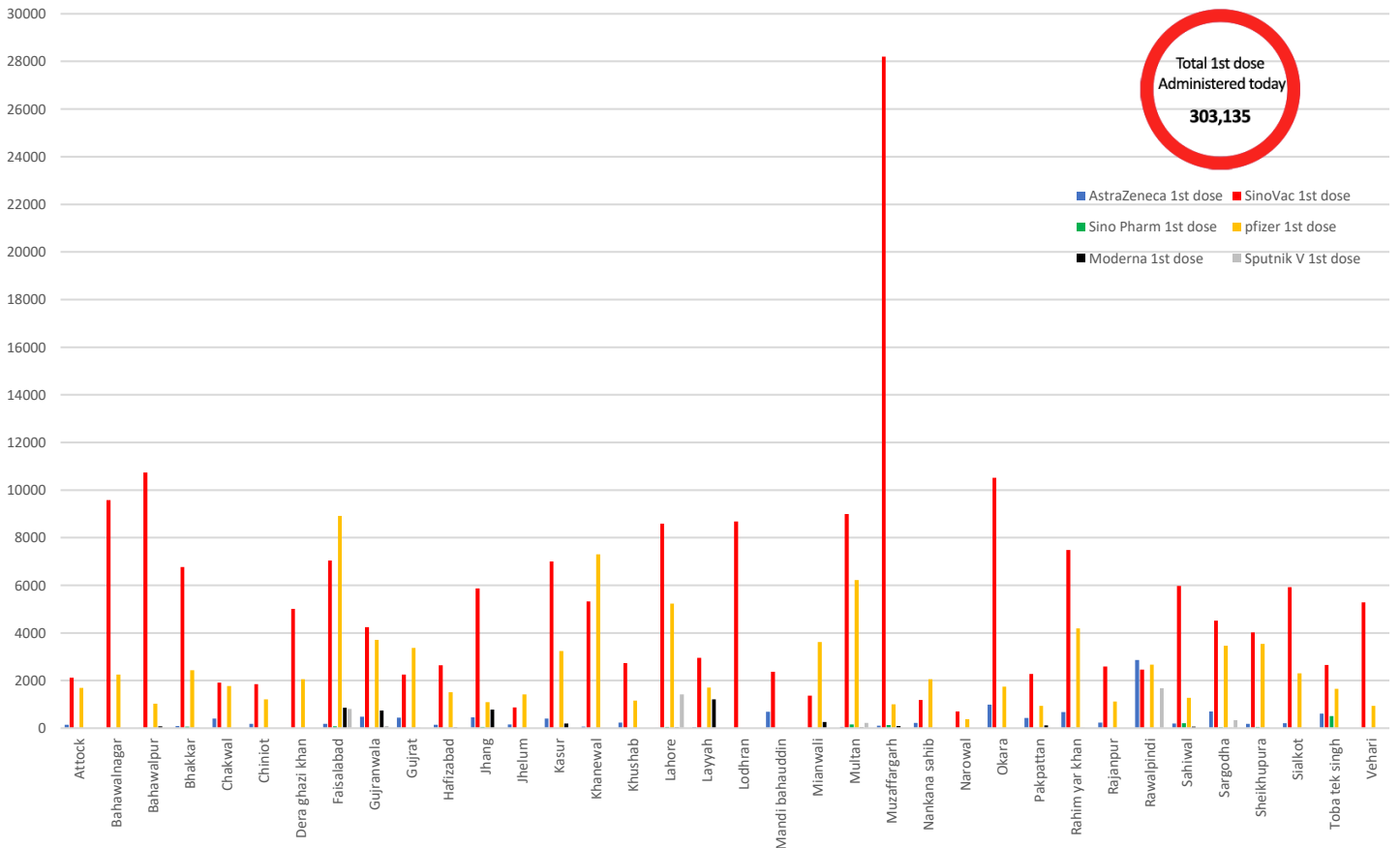
Percentage of Population Fully Vaccinated (2nd dose & 1 time dose)



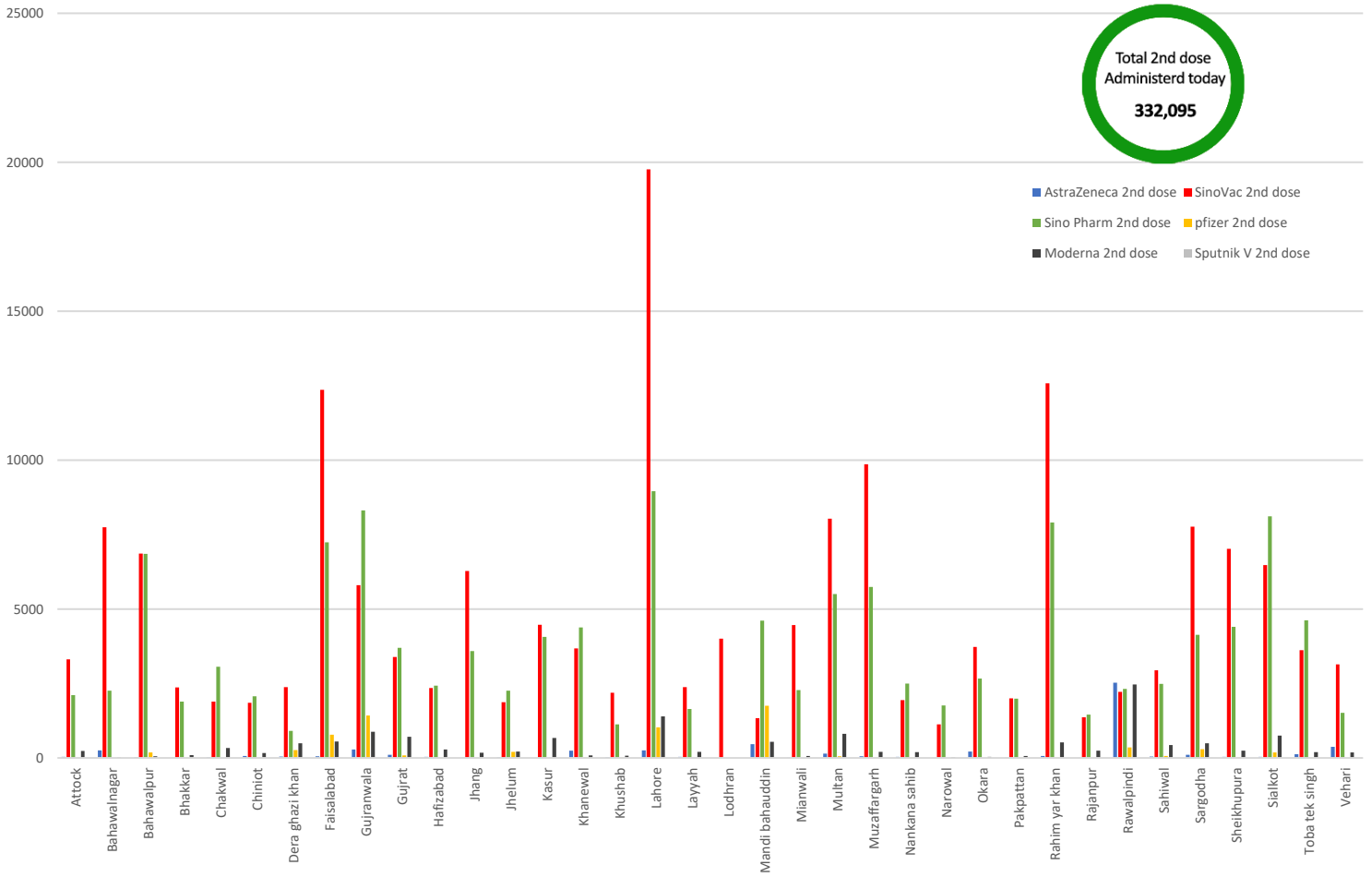
Daily Vaccination Target Vs Achievement



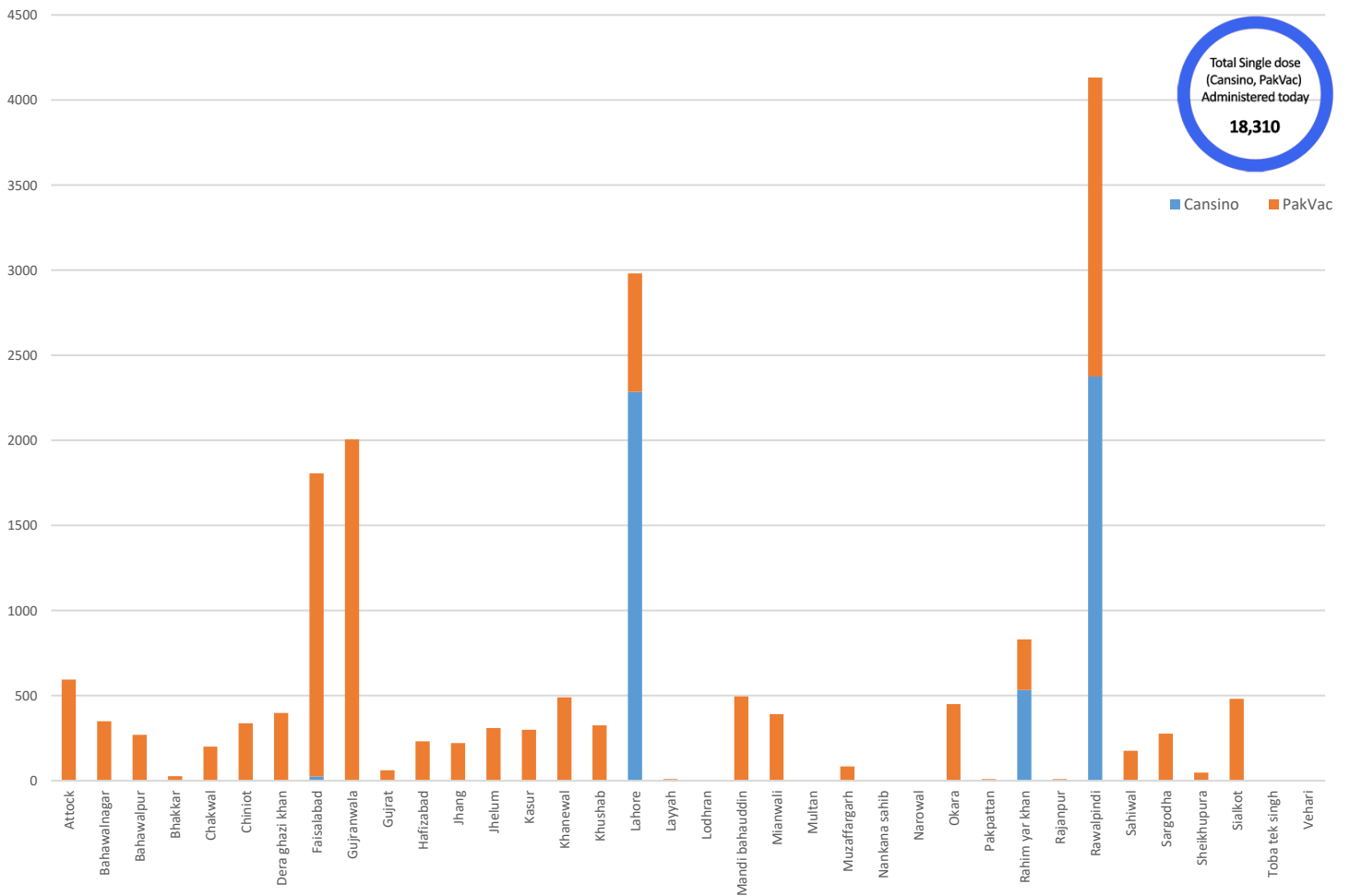
1st dose Administered Today



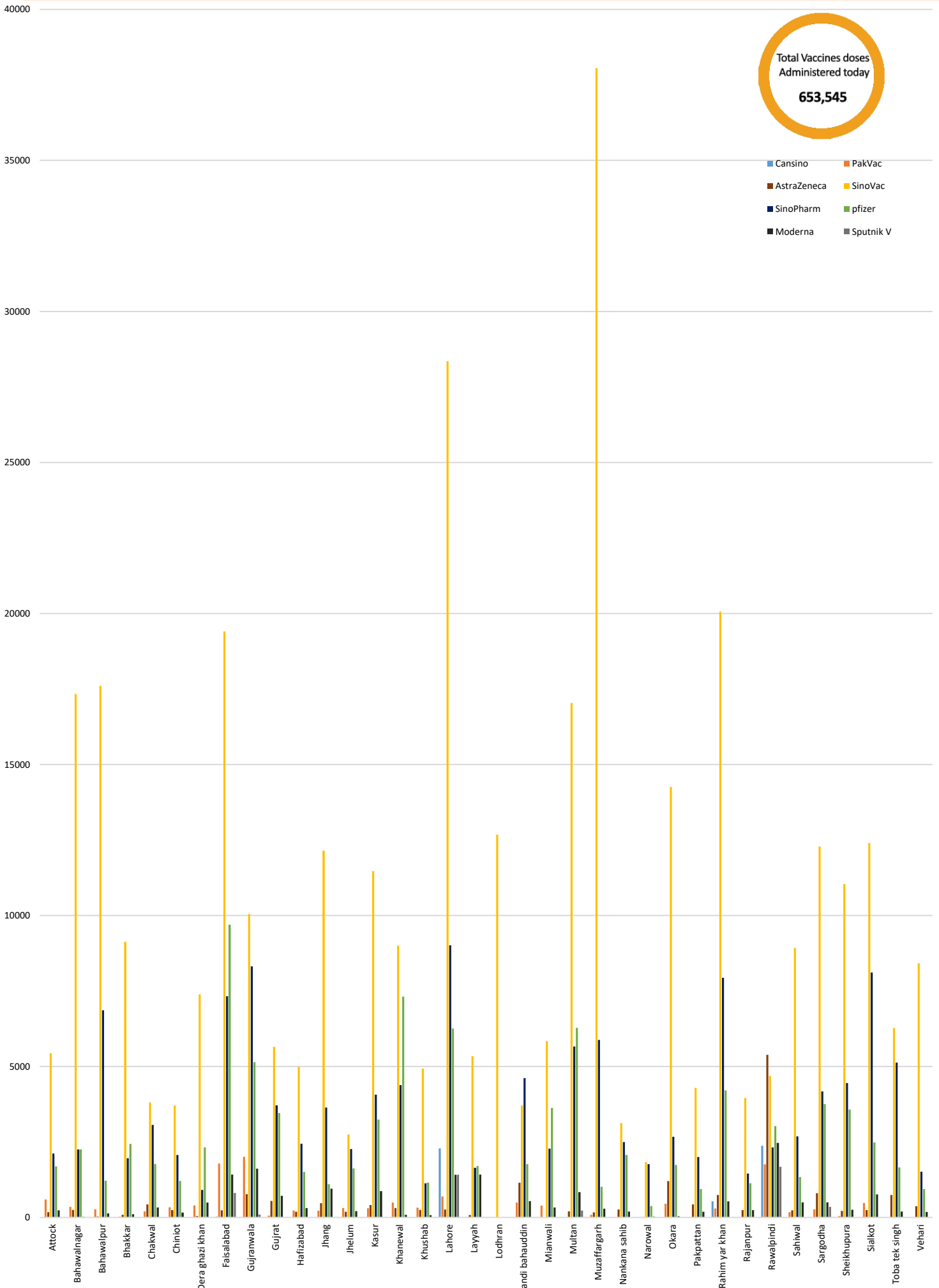
2nd dose Administered Today



Single dose Administered Today (Cansino & PakVac)



District Wise Vaccines Administered Today



Vaccines Stock Available

District	Cansino	AstraZeneca	PakVac	SinoVac	SinoPharm	Pfizer	Moderna	Sputnik V	Others	Vaccines Consumed Today	Total
Attock	0	5520	7670	121234	9630	17610	3270	0	0	10,257	164934
Bahawalnagar	0	5000	7249	116712	48664	9150	80	0	0	22,455	186855
Bahawalpur	0	350	8470	96425	51175	10496	1155	0	0	26,116	168071
Bhakkar	0	1598	7190	89894	41982	15912	1371	0	0	13,747	157947
Chakwal	0	5410	4290	147978	55556	22194	2250	0	0	9,603	237678
Chiniot	0	4840	6900	106140	36300	18660	2460	0	0	7,730	175300
DG Khan	0	2490	6841	74105	30413	14228	4223	0	0	11,555	132300
Faisalabad	0	1670	11520	143371	60917	527308	9912	11322	0	40,694	766020
Gujranwala	0	22710	17200	87924	82895	239688	9480	19344	0	27,988	479241
Gujrat	571	10746	50	108412	52511	27204	9295	0	0	14,141	208789
Hafizabad	0	4960	6992	105491	37654	10360	3806	0	0	9,663	169263
Jhang	0	4620	7298	215983	58664	26622	4649	0	0	18,536	317836
Jhelum	0	6260	9230	175976	47530	12150	5430	0	0	7,347	256576
Kasur	0	8470	9540	144772	38214	20016	13275	0	0	20,354	234287
Khanewal	0	3620	5460	44400	17050	35862	1830	0	0	21,581	108222
Khushab	0	3805	8396	84033	37788	15438	6212	0	0	7,873	155672
Lahore	92400	45694	14148	205314	92400	62570	0	0	0	49,693	542674
Layyah	0	7350	9590	100099	40254	24846	5700	0	0	10,193	187839
Lodhran	0	7463	7200	101741	51800	6696	5600	0	0	12,677	180500
M.B Din	0	1999	7100	174156	58186	10438	6409	0	0	12,263	258288
Mianwali	0	4790	9180	120112	39170	11694	2850	0	0	12,466	187796
Multan	0	23002	18070	122894	62319	474598	5938	14810	0	30,238	721631
Muzaffargarh	0	1275	9869	326434	50790	27252	4419	0	0	45,490	420039
Nankana Sahib	0	2830	16800	110012	36480	19494	4785	0	0	8,142	190401
Narowal	0	3560	357	35896	32698	18620	3642	0	0	4,016	94773
Okara	0	2533	4900	87791	48863	33172	835	0	0	20,359	178094
Pakpattan	0	4890	7410	97664	52490	12918	3615	0	0	7,862	178987
RY Khan	12000	18750	9600	165660	55162	55182	14895	0	0	34,309	331249
Rajanpur	0	1770	6980	65907	27248	5040	3480	0	0	7,030	110425
Rawalpindi	20	6500	1000	84860	17390	471918	2760	550	0	23,692	584998
Sahiwal	0	5132	1912	116219	78621	19861	5861	0	0	13,861	227606
Sargodha	145	8840	5840	170320	46362	28915	2810	10788	0	22,148	274020
Sheikhupura	0	1044	9600	145358	52191	62580	14704	0	0	19,576	285477
Sialkot	0	2982	2791	110474	28835	10114	13603	0	0	24,478	168799
Toba Tek Singh	0	4030	9600	116290	47075	25188	2100	0	0	13,993	204283
Vehari	0	7650	30	86235	37833	26606	1691	0	0	11,419	160045
Total	105136	254153	276273	4406286	1663110	2430600	184395	56814	0	653,545	9406915

Completely Vaccinated Population (Both Single & Double dose)								
05-October-2021								
S.No	District	Total Population	Target Population	Vaccinated Till Now	% of Population Vaccinated Till Now	Target Today	Vaccinated Today	Target Achieved
1	MUZAFFARGARH	4328549	2636425	324065	12.29%	5801	45490	784.18%
2	LAYYAH	1823995	1112780	196885	17.69%	2457	10193	414.86%
3	BHAKKAR	1647852	1006815	158395	15.73%	3731	13747	368.45%
4	RAHIM YAR KHAN	4807762	2936543	574236	19.55%	9980	34309	343.78%
5	BAHAWALNAGAR	2975656	2237544	842365	37.65%	7940	22455	282.81%
6	KHUSHAB	1280372	781592	187375	23.97%	2897	7873	271.76%
7	RAJANPUR	1996039	1217534	109865	9.02%	2689	7030	261.44%
8	OKARA	3040826	1853874	278937	15.05%	8000	20359	254.49%
9	KHANEWAL	2920233	1782411	384241	21.56%	9000	21581	239.79%
10	JHANG	2742633	1673483	274055	16.38%	10060	18536	184.25%
11	VEHARI	2902081	1767442	393990	22.29%	6852	11419	166.65%
12	MANDI BAHAUDDIN	1594039	971908	481572	49.55%	7500	12263	163.51%
13	DERA GHAZI KHAN	2872631	1752042	236676	13.51%	7726	11555	149.56%
14	NANKANA SAHIB	1354986	842951	239605	28.42%	6000	8142	135.70%
15	ATTOCK	1886378	1148969	381926	33.24%	7700	10257	133.21%
16	SHEIKHUPURA	3460004	2110859	376473	17.84%	15500	19576	126.30%
17	SIALKOT	3894938	2375139	710428	29.91%	19500	24478	125.53%
18	HAFIZABAD	1156954	705743	245460	34.78%	7900	9663	122.32%
19	GUJRANWALA	5011066	3058659	970733	31.74%	24400	27988	114.70%
20	GUJRAT	2756289	1681227	553292	32.91%	12700	14141	111.35%
21	MULTAN	4746166	2894516	760634	26.28%	28808	30238	104.96%
22	BAHAWALPUR	3669176	1818970	506505	27.85%	25140	26116	103.88%
23	FAISALABAD	7882444	4803085	994030	20.70%	40000	40694	101.74%
24	TOBA TEK SINGH	2191495	1335909	336784	25.21%	13880	13993	100.81%
25	SARGODHA	3696212	2259188	652782	28.89%	22722	22148	97.47%
26	LODHRAN	1699693	1037378	186712	18.00%	13173	12677	96.23%
27	MIANWALI	1542601	943117	263534	27.94%	14752	12466	84.50%
28	JHELUM	1222403	745816	381833	51.20%	8768	7347	83.79%
29	LAHORE	11119985	6787033	2776771	40.91%	60000	49693	82.82%
30	CHINIOT	1368659	835541	208928	25.01%	10060	7730	76.84%
31	SAHIWAL	2513011	1535711	295749	19.26%	18751	13861	73.92%
32	CHAKWAL	1495463	912549	331930	36.37%	18000	9603	53.35%
33	KASUR	3454881	2107547	287962	13.66%	40985	20354	49.66%
34	PAKPATTAN	1824228	1112449	212013	19.06%	16234	7862	48.43%
35	RAWALPINDI	5402380	3297436	1577519	47.84%	50000	23692	47.38%
36	NAROWAL	1707575	827388	222875	26.94%	12232	4016	32.83%
SUM		109,989,655	66,907,573	17,917,135	26.78%	571,838	653,545	114.29%

