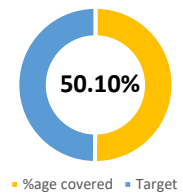


Covid-19 Vaccination Summary

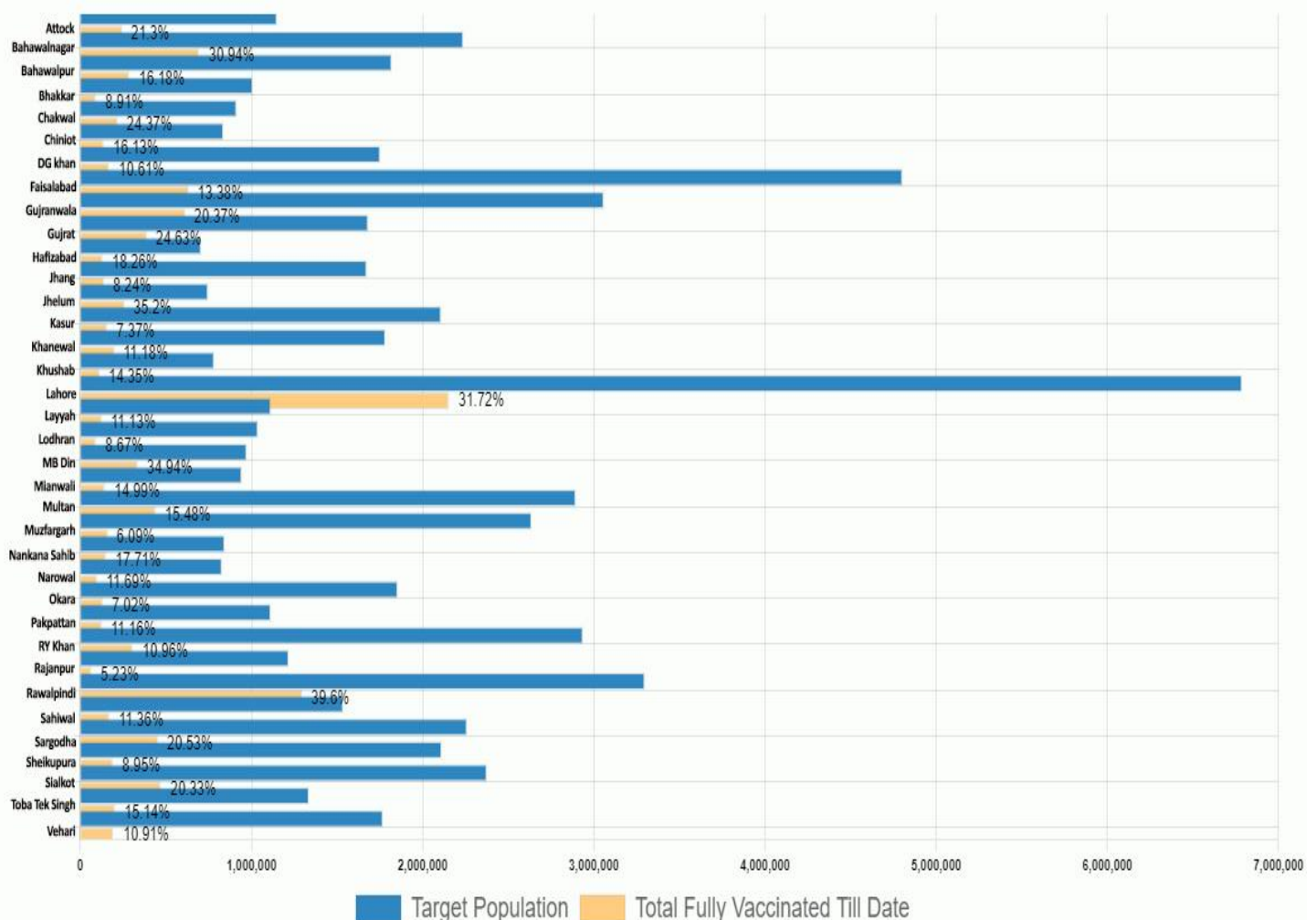
33,518,276 persons have been vaccinated till date covering 50.10% individuals across Punjab.
818,950 persons were vaccinated today against assigned target of 455,319 in all 36 districts of Punjab.

Daily Vaccination Summary of Punjab

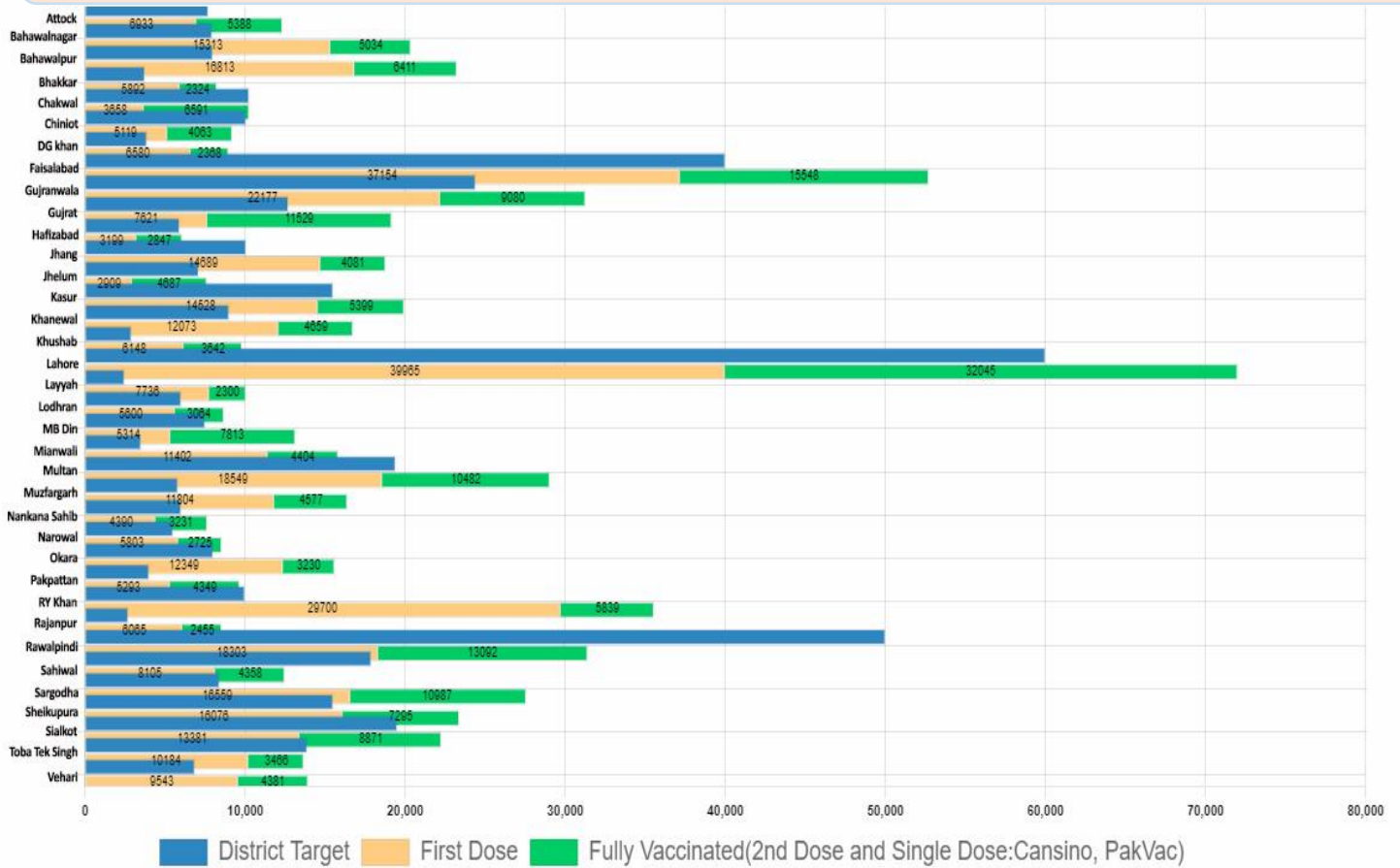
Total CVCs Operational	Total Vaccinated till date	Targeted Population	%age Covered
801	33,518,276	66,907,573	50.10%



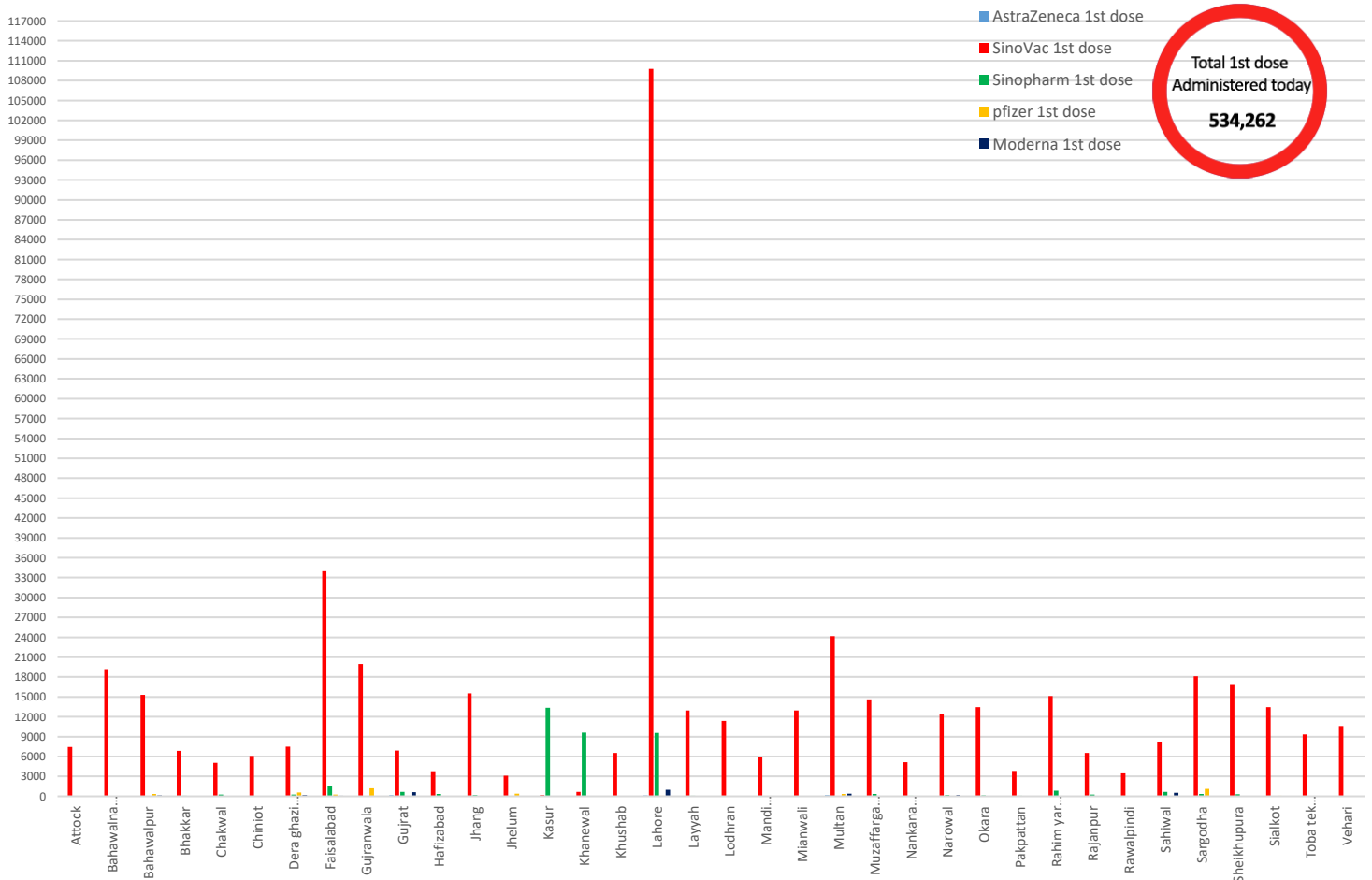
Percentage of Population Fully Vaccinated (2nd dose & 1 time dose)



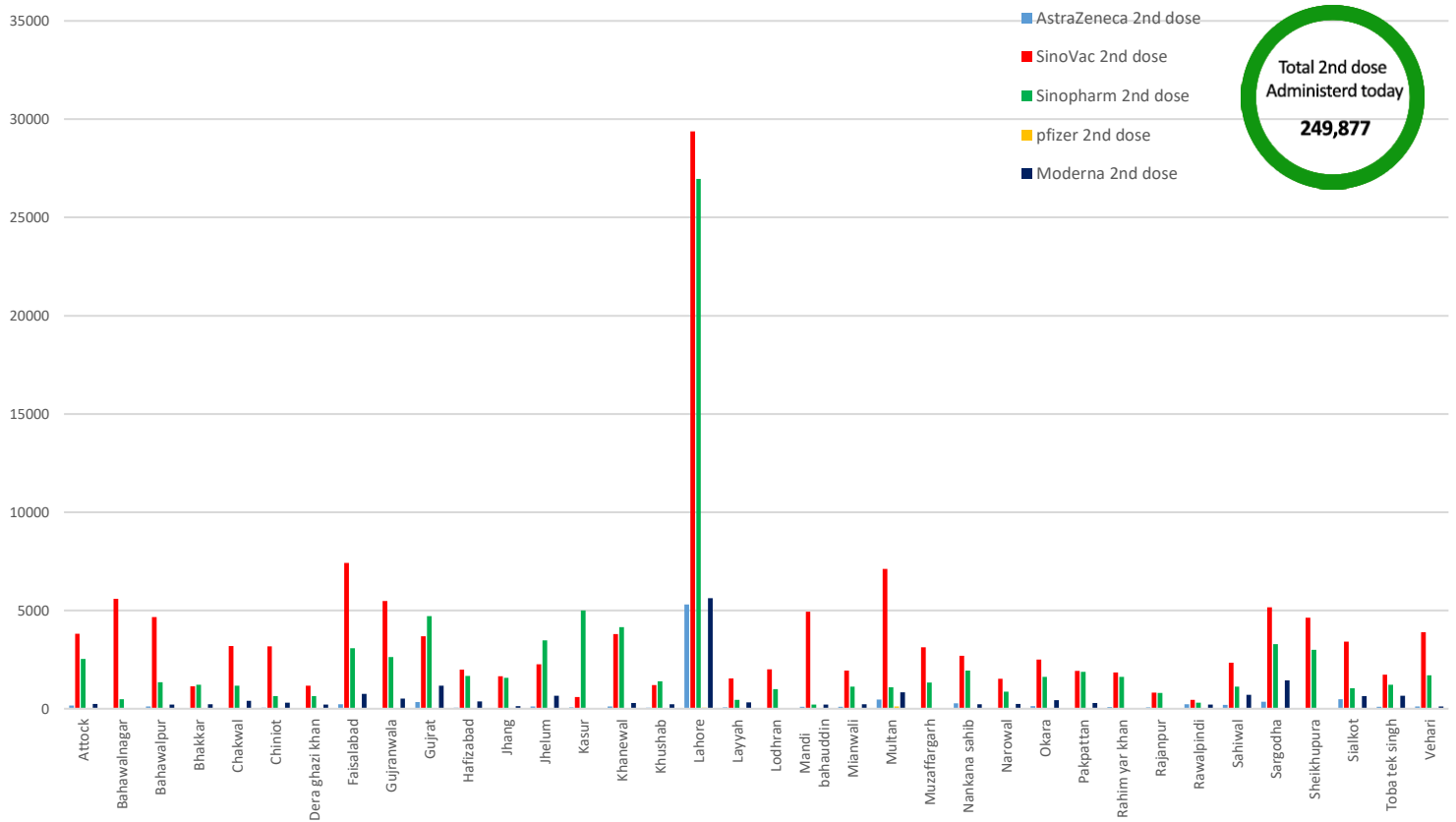
Daily Vaccination Target Vs Achievement



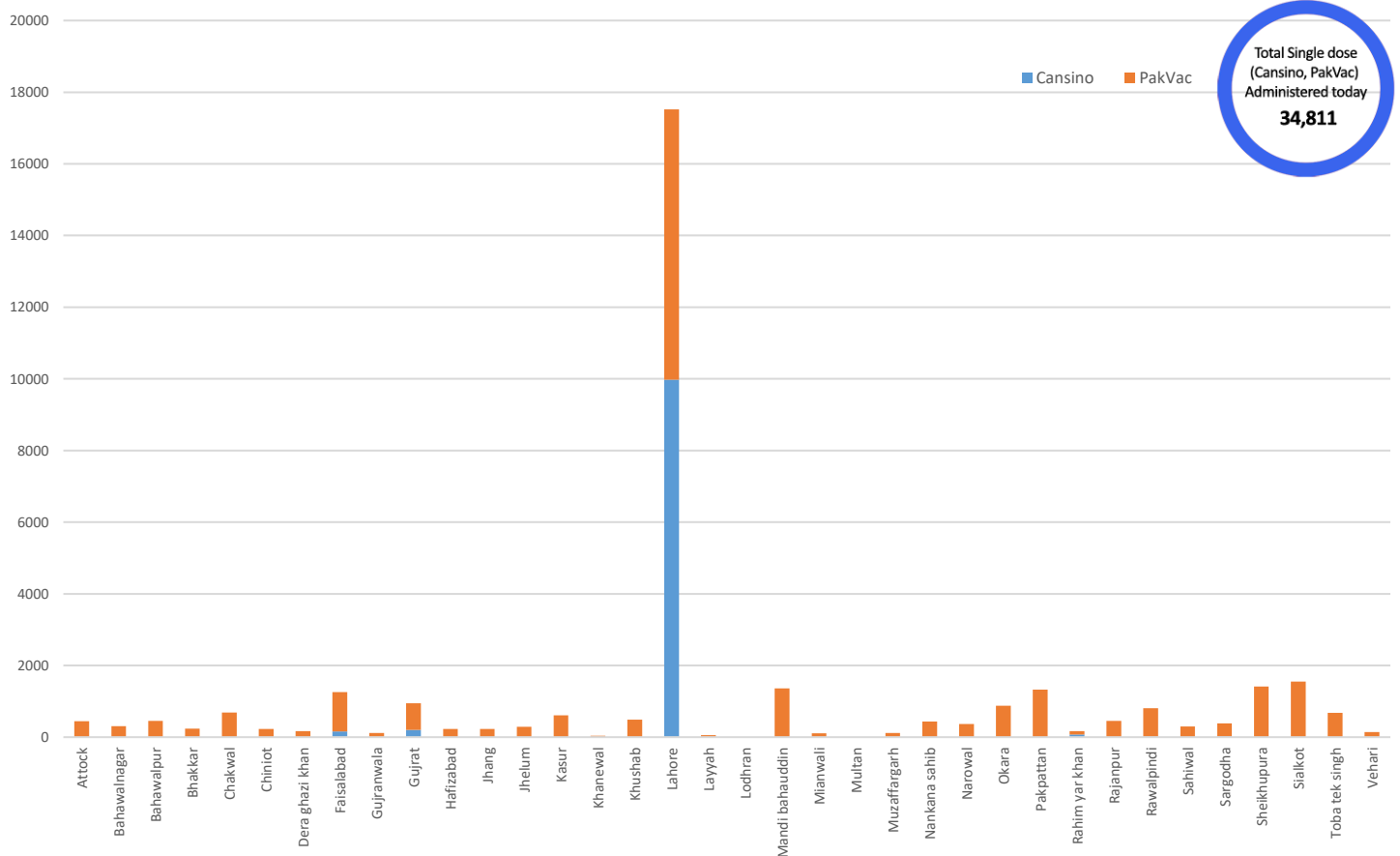
1st dose Administered Today



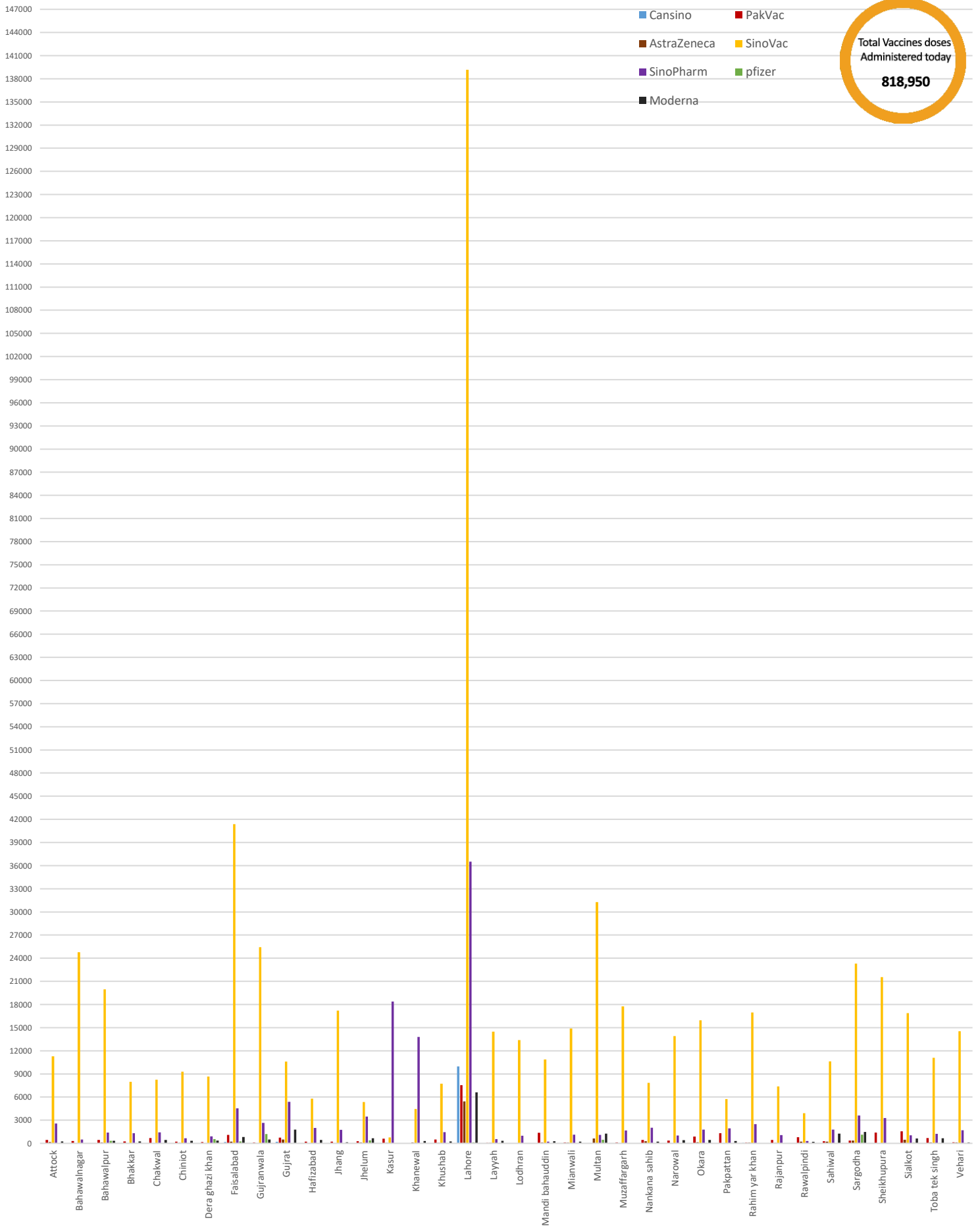
2nd dose Administered Today



Single dose Administered Today (Cansino & PakVac)



District Wise Vaccines Administered Today



Vaccines Stock Available

District	Cansino	AstraZeneca	PakVac	Sino Vac	SinoPharm	Pfizer	Moderna	Others	Vaccines Consumed Today	Total
Attock	0	1330	3040	66870	8197	0	2820	0	14,708	82257
Bahawalnagar	0	848	1310	39418	1469	0	92	0	25,645	43137
Bahawalpur	238	1550	1670	72636	6412	29250	5322	0	22,574	117078
Bhakkar	0	400	970	20673	7716	0	1605	0	9,828	31364
Chakwal	0	0	2890	27540	15211	0	7095	0	10,818	52736
Chiniot	0	1930	1280	29078	700	0	3500	0	10,556	36488
DG Khan	0	290	170	19836	4610	11700	1770	0	10,675	38376
Faisalabad	29	5000	2290	75524	1782	256506	15980	0	48,476	357111
Gujranwala	0	2200	120	187466	14689	81900	20685	0	29,931	307060
Gujrat	331	1543	3940	78153	28994	0	9067	0	19,215	122028
Hafizabad	0	595	4054	27163	6787	0	3542	0	8,496	42141
Jhang	0	193	2612	57187	8396	0	1591	0	19,353	69979
Jhelum	0	1790	3570	60412	6812	29106	9450	0	10,295	111140
Kasur	0	560	2710	49150	4261	0	0	0	19,818	56681
Khanewal	0	1600	3950	47336	8898	0	3590	0	18,696	65374
Khushab	0	1013	1760	18678	7574	0	1545	0	9,961	30570
Lahore	25640	21979	807	104566	22685	3870	0	0	205,367	201363
Layyah	0	1680	110	20800	1419	0	1445	0	15,501	25454
Lodhran	0	1066	0	32465	14019	0	1800	0	14,373	49350
M.B Din	0	2300	3321	51898	2186	0	10075	0	12,843	69780
Mianwali	0	780	1010	39858	2226	0	1515	0	16,460	45389
Multan	0	4510	14210	94295	6373	4974	17761	0	34,743	142123
Muzaffargarh	112	279	2635	59952	7603	0	0	0	19,588	70581
Nankana sahib	75	1860	2260	32844	5560	0	1740	0	10,799	44339
Narowal	0	251	2710	34807	1948	0	2480	0	15,755	42196
Okara	0	1460	4019	32374	5227	0	3255	0	19,169	46335
Pakpattan	0	160	4180	34762	5577	0	3540	0	9,311	48219
RY Khan	0	50	4510	216679	28518	0	0	0	19,726	249757
Rajanpur	0	160	2940	15719	5189	0	10	0	8,979	24018
Rawalpindi	6250	8350	9020	80063	80932	106860	5125	0	5,465	296600
Sahiwal	12	1880	3600	54157	4000	0	3000	17550	14,184	84199
Sargodha	1067	3758	450	40620	12700	30212	4544	0	30,252	93351
Sheikhupura	0	1121	7348	136754	12428	0	9001	0	26,327	166652
Sialkot	0	1027	2100	72702	10686	36112	3498	0	20,694	126125
Toba Tek Singh	0	590	2030	51960	4476	0	3450	0	13,774	62506
Vehari	0	2500	3200	32707	6469	0	3600	0	16,595	48476
Total	33754	76603	106796	2117102	372729	590490	163493	17550	818,950	3500333

Completely Vaccinated Population (Both Single & Double dose)								
06-September-2021								
S.No	District	Total Population	Target Population	Vaccinated Till Now	% of Population Vaccinated Till Now	Target Today	Vaccinated Today	Target Achieved
1	ATTOCK	1886378	1148969	244686	21.30%	7700	14708	191.01%
2	BAHAWALNAGAR	2975656	2237544	692357	30.94%	7940	25645	322.98%
3	BAHAWALPUR	3669176	1818970	285204	15.68%	7980	22574	282.88%
4	BHAKKAR	1647852	1006815	89746	8.91%	3731	9828	263.41%
5	CHAKWAL	1495463	912549	217553	23.84%	10781	10818	100.34%
6	CHINIOT	1368659	835541	134793	16.13%	10060	10556	104.93%
7	DERA GHAZI KHAN	2872631	1752042	167212	9.54%	3863	10675	276.34%
8	FAISALABAD	7882444	4803085	631676	13.15%	40000	48476	121.19%
9	GUJRANWALA	5011066	3058659	612495	20.02%	24400	29931	122.67%
10	GUJRAT	2756289	1681227	387921	23.07%	12700	19215	151.30%
11	HAFIZABAD	1156954	705743	128882	18.26%	5900	8496	144.00%
12	JHANG	2742633	1673483	137914	8.24%	10060	19353	192.38%
13	JHELUM	1222403	745816	257714	34.55%	7100	10295	145.00%
14	KASUR	3454881	2107547	155431	7.37%	15500	19818	127.86%
15	KHANEWAL	2920233	1782411	199203	11.18%	9000	18696	207.73%
16	KHUSHAB	1280372	781592	112124	14.35%	2897	9961	343.84%
17	LAHORE	11119985	6787033	2152838	31.72%	60000	205367	342.28%
18	LAYYAH	1823995	1112780	123869	11.13%	2457	15501	630.89%
19	LODHRAN	1699693	1037378	89895	8.67%	6000	14373	239.55%
20	MANDI BAHAUDDIN	1594039	971908	334768	34.44%	7500	12843	171.24%
21	MIANWALI	1542601	943117	141416	14.99%	3491	16460	471.50%
22	MULTAN	4746166	2894516	438166	15.14%	19400	34743	179.09%
23	MUZAFFARGARH	4328549	2636425	160581	6.09%	5801	19588	337.67%
24	NANKANA SAHIB	1354986	842951	149297	17.71%	6000	10799	179.98%
25	NAROWAL	1707575	827388	96750	11.69%	5500	15755	286.45%
26	OKARA	3040826	1853874	130196	7.02%	8000	19169	239.61%
27	PAKPATTAN	1824228	1112449	124098	11.16%	4000	9311	232.78%
28	RAHIM YAR KHAN	4807762	2936543	304911	10.38%	9980	19726	197.66%
29	RAJANPUR	1996039	1217534	63655	5.23%	2689	8979	333.92%
30	RAWALPINDI	5402380	3297436	1296137	39.31%	50000	5465	10.93%
31	SAHIWAL	2513011	1535711	169162	11.02%	20757	14184	68.33%
32	SARGODHA	3696212	2259188	453148	20.06%	8400	30252	360.14%
33	SHEIKHUPURA	3460004	2110859	188933	8.95%	15500	26327	169.85%
34	SIALKOT	3894938	2375139	468879	19.74%	19500	20694	106.12%
35	TOBA TEK SINGH	2191495	1335909	202223	15.14%	13880	13774	99.24%
36	VEHARI	2902081	1767442	192827	10.91%	6852	16595	242.19%
SUM		109,989,655	66,907,573	11,736,660	17.54%	455,319	818,950	179.86%

