



PDMA

Board of Revenue, Punjab PDMA Punjab Daily Covid-19 Vaccination Sit-Rep

07-10-2021 11:59 PM



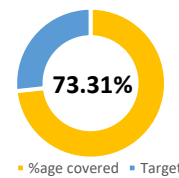
BOR

Covid-19 Vaccination Summary

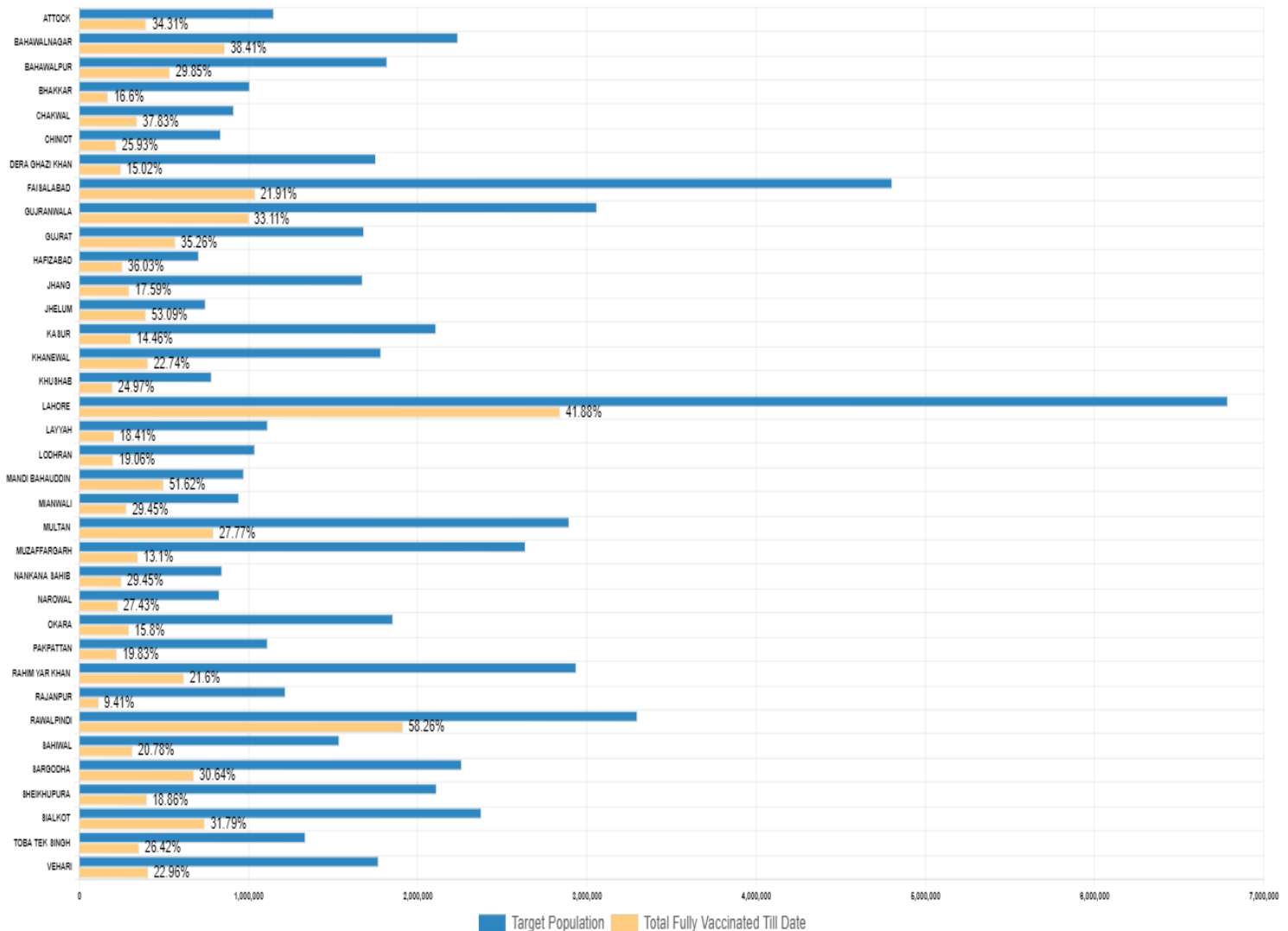
49,049,964 persons have been vaccinated till date covering **73.31%** individuals across Punjab.
583,353 persons were vaccinated today against assigned target of **593,394** in all 36 districts of Punjab.

Daily Vaccination Summary of Punjab

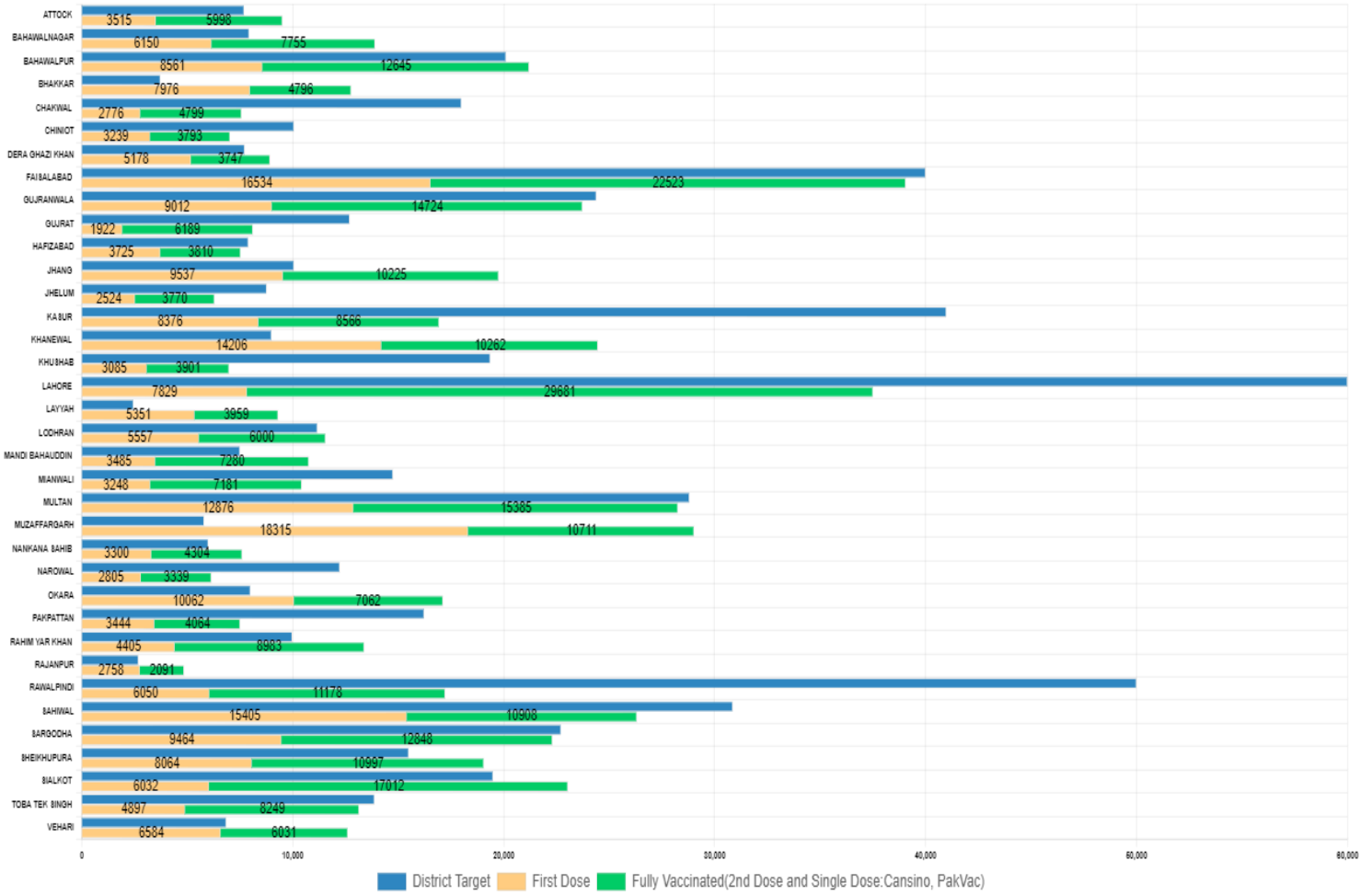
Total CVCs Operational	Total Vaccinated till date	Targeted Population	%age Covered
800	49,049,964	66,907,573	73.31%



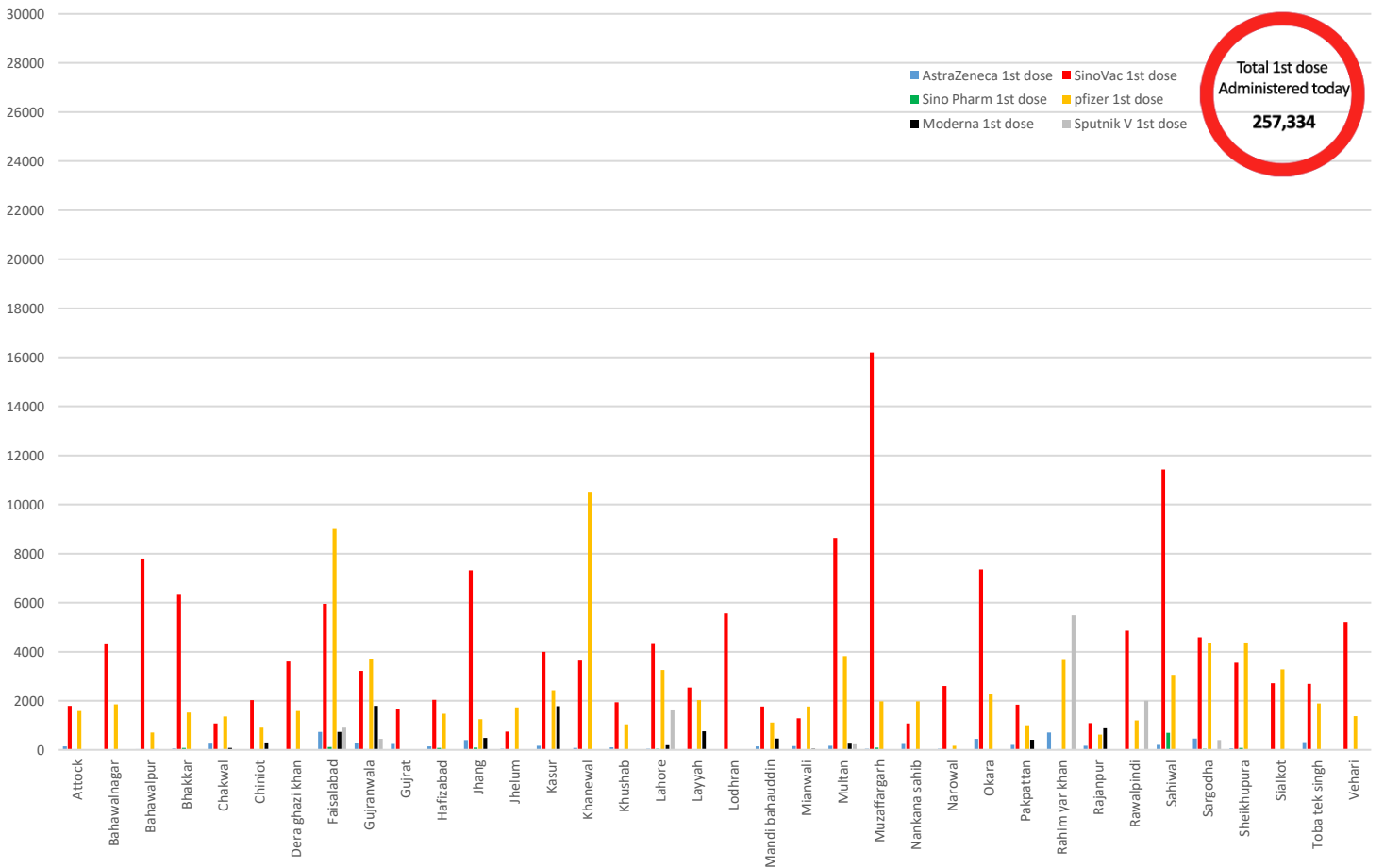
Percentage of Population Fully Vaccinated (2nd dose & 1 time dose)



Daily Vaccination Target Vs Achievement

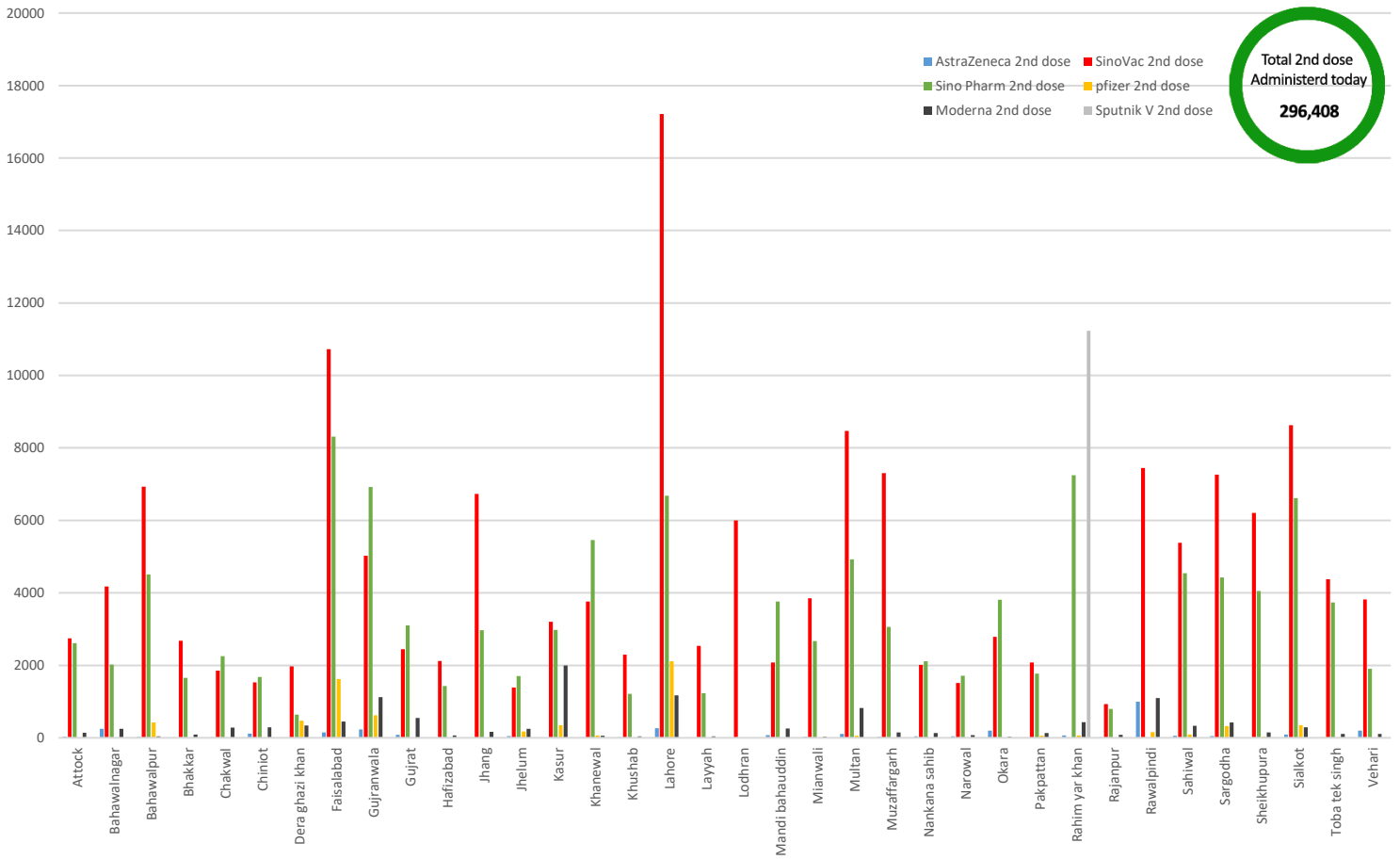


1st dose Administered Today

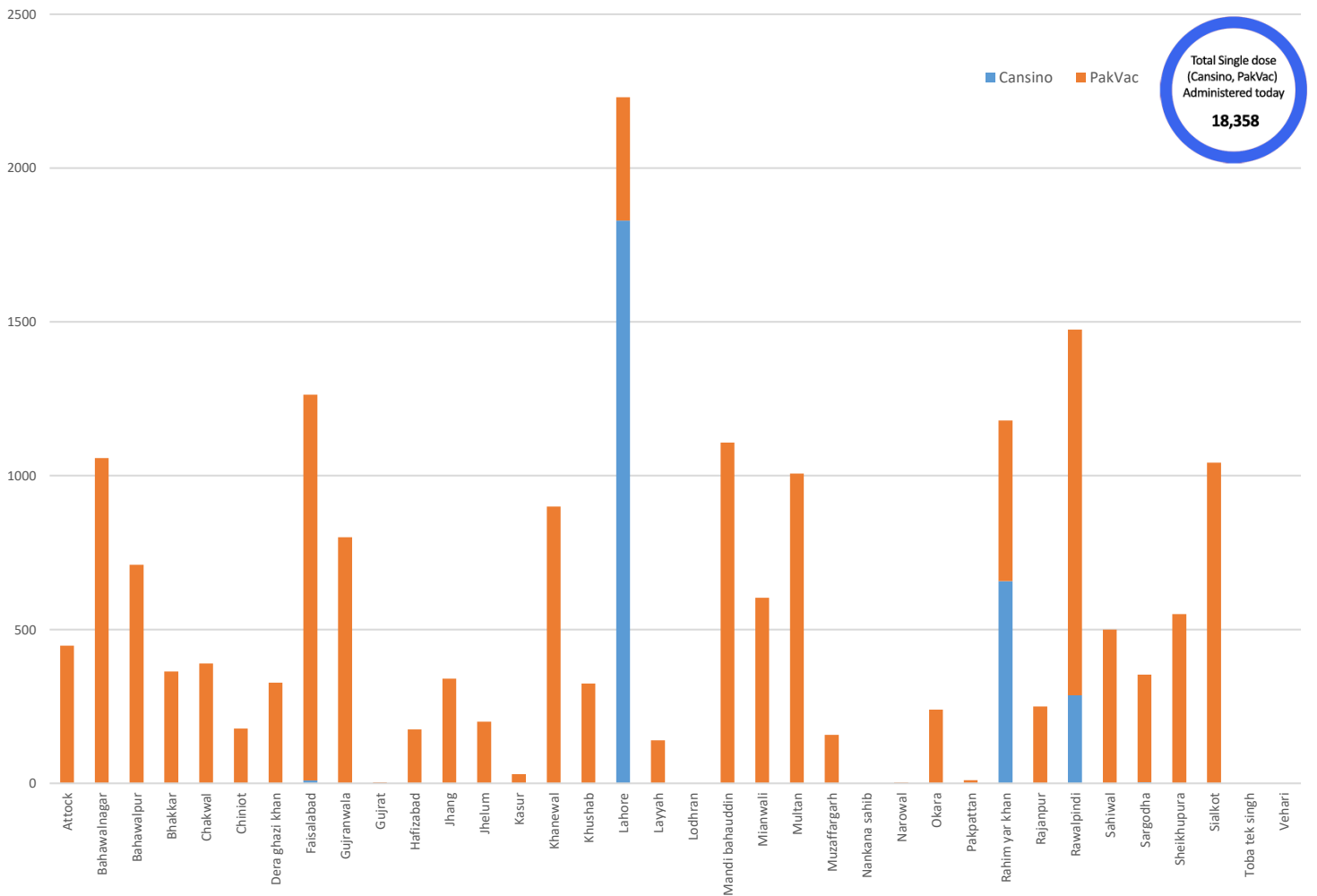


Total 1st dose Administered today
257,334

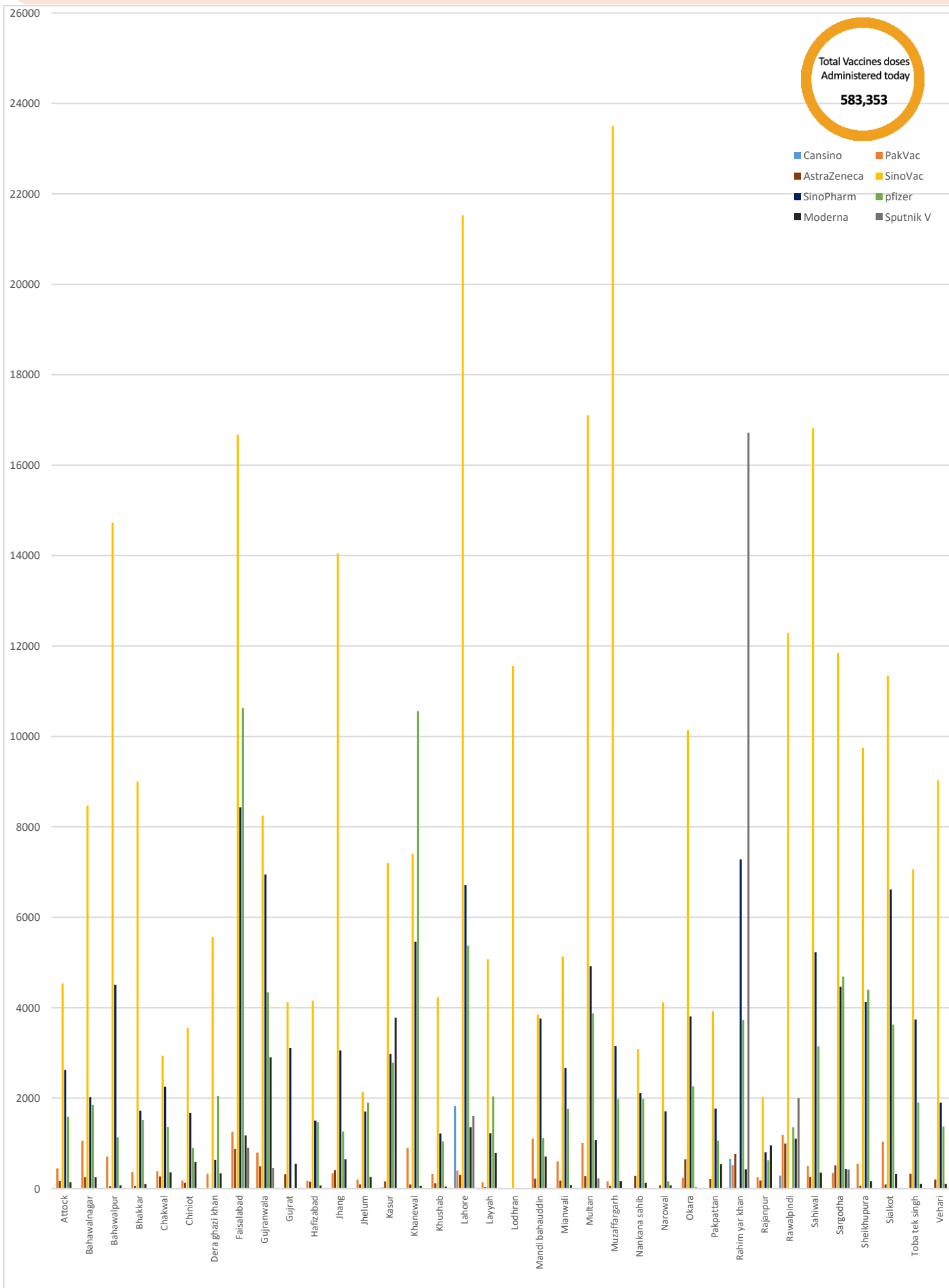
2nd dose Administered Today



Single dose Administered Today (Cansino & PakVac)



District Wise Vaccines Administered Today



Vaccines Stock Available

District	Cansino	AstraZeneca	PakVac	SinoVac	SinoPharm	Pfizer	Moderna	Sputnik V	Others	Vaccines Consumed Today	Total
Attock	0	5010	6730	140186	28730	13188	2745	0	0	9,513	196589
Bahawalnagar	0	4600	4840	93670	42356	16330	2210	0	0	13,905	164006
Bahawalpur	0	280	7710	61663	38113	7850	900	0	0	21,206	116516
Bhakkar	0	1872	6420	63257	30742	8734	1080	0	0	12,772	112105
Chakwal	0	4560	3960	148630	52076	19248	1830	0	0	7,575	230304
Chiniot	0	4500	6340	99112	32484	16080	2000	0	0	7,032	160516
DG Khan	0	2257	6065	58194	47991	24277	3656	0	0	8,925	142440
Faisalabad	0	6710	8450	162278	71810	516780	5824	8800	0	39,961	780652
Gujranwala	0	21270	13540	68286	66840	229416	5955	19154	0	24,190	424461
Gujrat	2831	9739	50	144878	53883	19437	8930	0	0	8,111	239748
Hafizabad	0	4595	6512	97979	51986	24968	3402	0	0	7,535	189442
Jhang	0	3914	6976	190221	52346	23933	2580	0	0	19,762	279970
Jhelum	0	5890	8610	170508	42513	8556	4845	0	0	6,294	240922
Kasur	0	7700	9010	124526	30264	14796	11430	0	0	16,942	197726
Khanewal	0	3220	3740	112350	34466	23184	1080	0	0	24,468	178040
Khushab	0	3423	7784	74613	55465	24779	6107	0	0	6,986	172171
Lahore	47201	44286	12225	232339	64980	65892	0	0	0	39,117	492880
Layyah	0	7220	9570	89413	37144	21198	3390	0	0	9,310	167935
Lodhran	0	7463	7200	76723	51800	6696	5600	0	0	11,557	155482
M.B Din	0	1480	7918	168804	57093	3875	6094	0	0	10,765	245264
Mianwali	0	4470	8140	109390	54050	19104	2475	0	0	10,429	197629
Multan	0	22561	16737	89780	71584	463498	4240	14460	0	28,491	682860
Muzaffargarh	0	973	9635	325755	71537	25020	3959	0	0	29,026	436879
Nankana Sahib	0	2310	16800	103832	50320	44868	4390	0	0	7,604	222520
Narowal	0	1570	4792	50645	26736	29041	2576	0	0	6,144	115360
Okara	0	2166	5380	100717	65693	39146	735	0	0	17,124	213837
Pakpattan	0	4190	7390	117568	68350	22152	3060	0	0	7,508	222710
RY Khan	8397	13940	9145	159528	84505	34410	12030	0	0	30,108	321955
Rajanpur	0	1330	6470	60670	24512	4722	1710	0	0	4,849	99414
Rawalpindi	1028	22890	23730	190228	58069	513808	17240	32934	0	19,232	859927
Sahiwal	7200	5083	1684	107847	56689	37218	5114	0	0	26,313	220835
Sargodha	182	9180	5449	132141	32174	17585	1653	8366	0	22,733	206730
Sheikhupura	0	722	9227	123848	44090	55268	14274	0	0	19,061	247429
Sialkot	0	2212	1784	104798	20206	4713	12165	0	0	23,044	145878
Toba Tek Singh	0	2830	9600	100526	38680	21738	1800	0	0	13,146	175174
Vehari	0	7080	30	68582	34647	0	1388	0	0	12,615	111727
Total	66839	253496	279643	4323485	1744924	2421508	168467	83714	0	583,353	9368033

**Completely Vaccinated Population (Both Single & Double dose)
07-October-2021**

S.No	District	Total Population	Target Population	Vaccinated Till Now	% of Population Vaccinated Till Now	Target Today	Vaccinated Today	Target Achieved
1	MUZAFFARGARH	4328549	2636425	345432	13.10%	5801	29026	500.36%
2	LAYYAH	1823995	1112780	204904	18.41%	2457	9310	378.92%
3	BHAKKAR	1647852	1006815	167140	16.60%	3731	12772	342.32%
4	RAHIM YAR KHAN	4807762	2936543	617239	21.02%	9980	30108	301.68%
5	KHANEWAL	2920233	1782411	405251	22.74%	9000	24468	271.87%
6	OKARA	3040826	1853874	292887	15.80%	8000	17124	214.05%
7	JHANG	2742633	1673483	294373	17.59%	10060	19762	196.44%
8	VEHARI	2902081	1767442	405874	22.96%	6852	12615	184.11%
9	RAJANPUR	1996039	1217534	114529	9.41%	2689	4849	180.33%
10	BAHAWALNAGAR	2975656	2237544	859311	38.40%	7940	13905	175.13%
11	MANDI BAHAUDDIN	1594039	971908	496858	51.12%	7500	10765	143.53%
12	NANKANA SAHIB	1354986	842951	248232	29.45%	6000	7604	126.73%
13	ATTOCK	1886378	1148969	394253	34.31%	7700	9513	123.55%
14	SHEIKHUPURA	3460004	2110859	398049	18.86%	15500	19061	122.97%
15	SIALKOT	3894938	2375139	741154	31.20%	19500	23044	118.17%
16	DERA GHAZI KHAN	2872631	1752042	244519	13.96%	7726	8925	115.52%
17	BAHAWALPUR	3669176	1818970	533771	29.34%	20115	21206	105.42%
18	LODHRAN	1699693	1037378	197712	19.06%	11173	11557	103.44%
19	SARGODHA	3696212	2259188	676780	29.96%	22722	22733	100.05%
20	FAISALABAD	7882444	4803085	1038803	21.63%	40000	39961	99.90%
21	GUJRANWALA	5011066	3058659	1001988	32.76%	24400	24190	99.14%
22	MULTAN	4746166	2894516	791812	27.36%	28808	28491	98.90%
23	HAFIZABAD	1156954	705743	254264	36.03%	7900	7535	95.38%
24	TOBA TEK SINGH	2191495	1335909	352894	26.42%	13880	13146	94.71%
25	GUJRAT	2756289	1681227	566724	33.71%	12700	8111	63.87%
26	SAHIWAL	2513011	1535711	313072	20.39%	30861	26313	85.26%
27	JHELUM	1222403	745816	391131	52.44%	8768	6294	71.78%
28	MIANWALI	1542601	943117	277759	29.45%	14752	10429	70.70%
29	CHINIOT	1368659	835541	216655	25.93%	10060	7032	69.90%
30	LAHORE	11119985	6787033	2840781	41.86%	60000	39117	65.20%
31	NAROWAL	1707575	827388	226917	27.43%	12232	6144	50.23%
32	PAKPATTAN	1824228	1112449	220615	19.83%	16234	7508	46.25%
33	CHAKWAL	1495463	912549	340454	37.31%	18000	7575	42.08%
34	KASUR	3454881	2107547	304696	14.46%	40985	16942	41.34%
35	RAWALPINDI	5402380	3297436	1910555	57.94%	50000	19232	38.46%
36	KHUSHAB	1280372	781592	195202	24.97%	19368	6986	36.07%
SUM		109,989,655	66,907,573	18,882,590	28.22%	593,394	583,353	98.31%

