



PDMA

# Board of Revenue, Punjab PDMA Punjab Daily Covid-19 Vaccination Sit-Rep

15-09-2021 11:59 PM



BOR

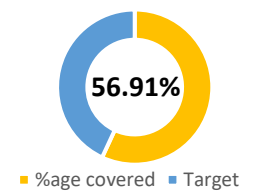
## Covid-19 Vaccination Summary

**38,075,733** persons have been vaccinated till date covering **56.91%** individuals across Punjab.

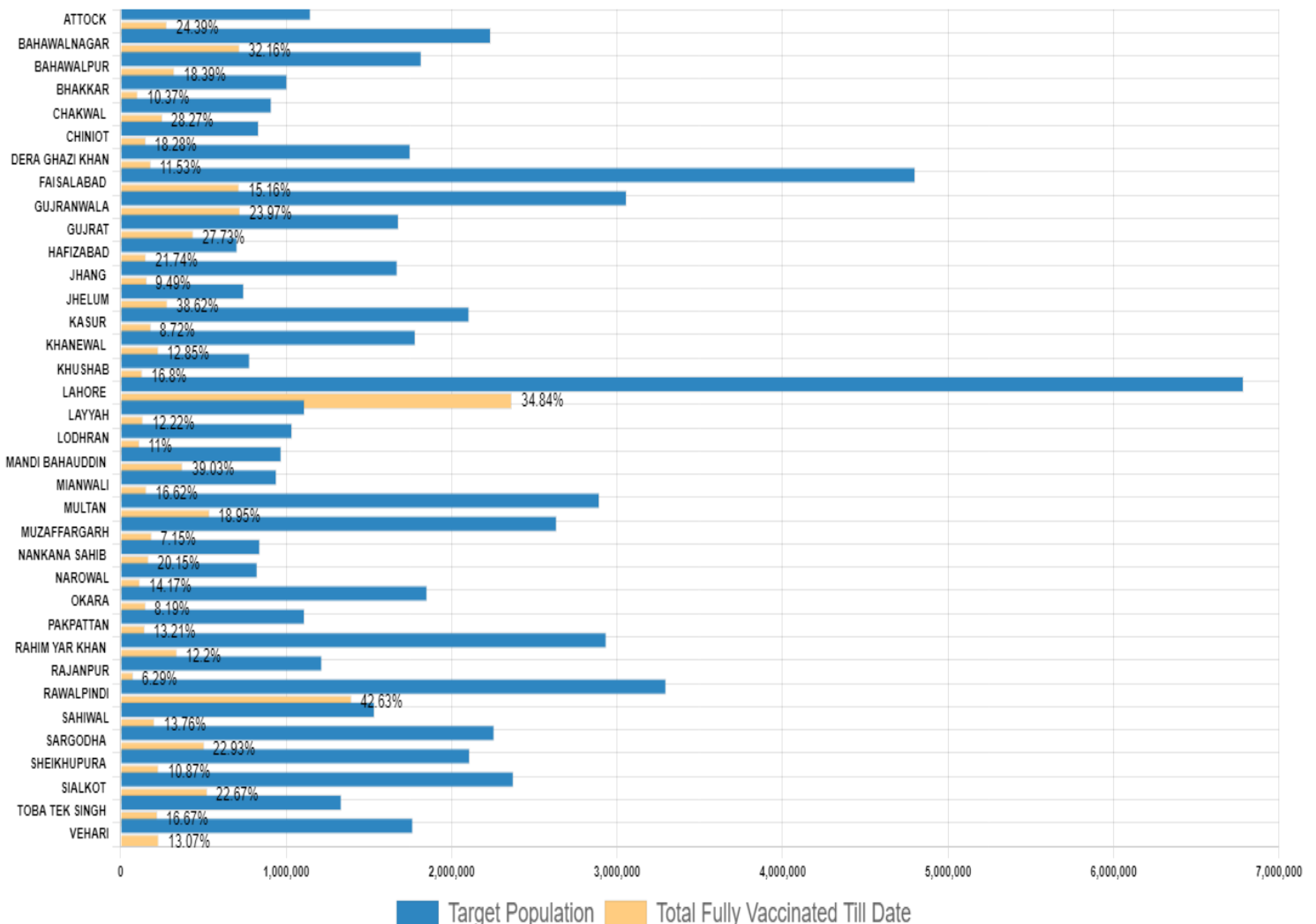
**505,376** persons were vaccinated today against assigned target of **469,703** in all 36 districts of Punjab.

## Daily Vaccination Summary of Punjab

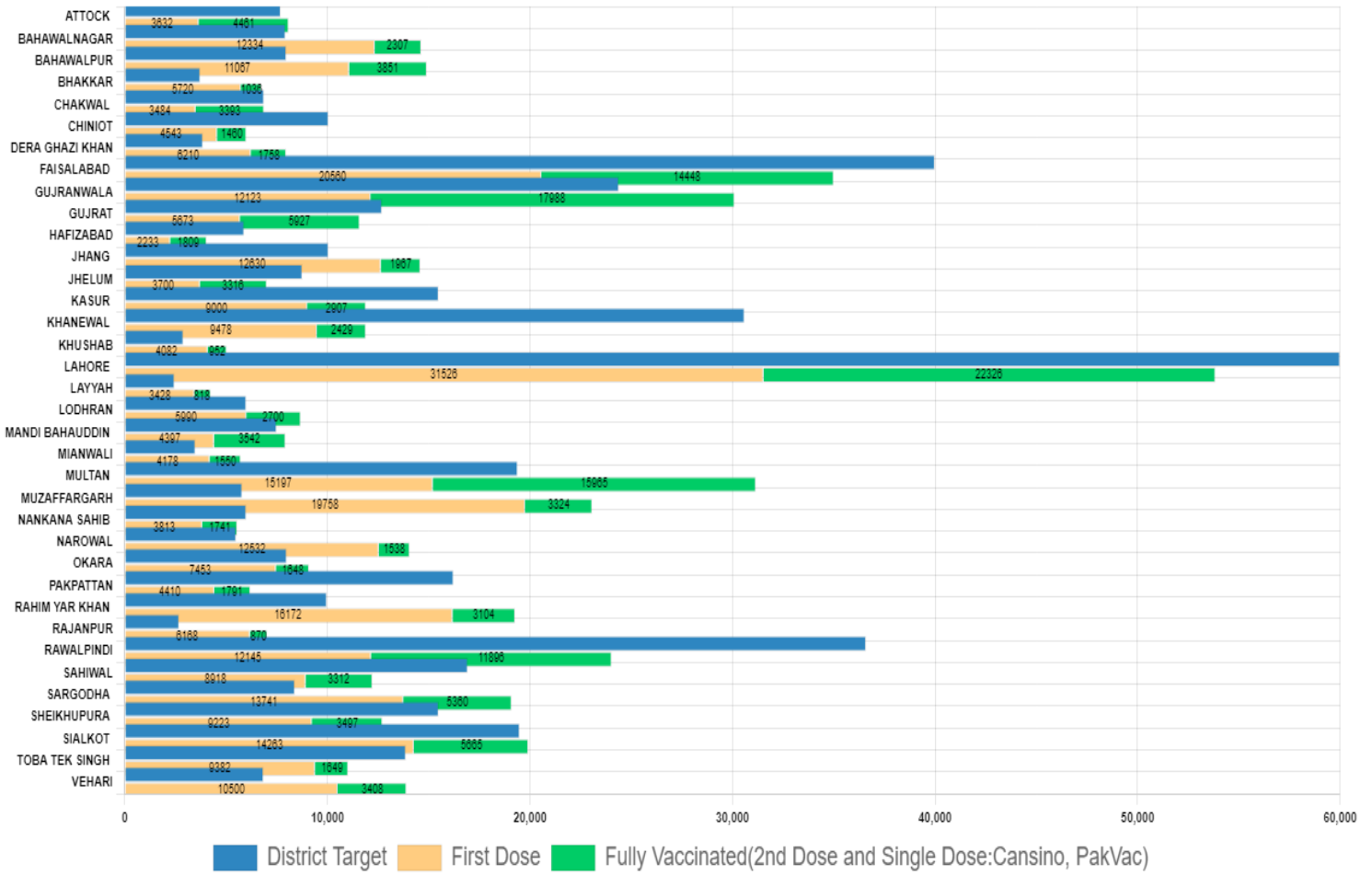
Total CVCs Operational	Total Vaccinated till date	Targeted Population	%age Covered
802	38,075,733	66,907,573	56.91%



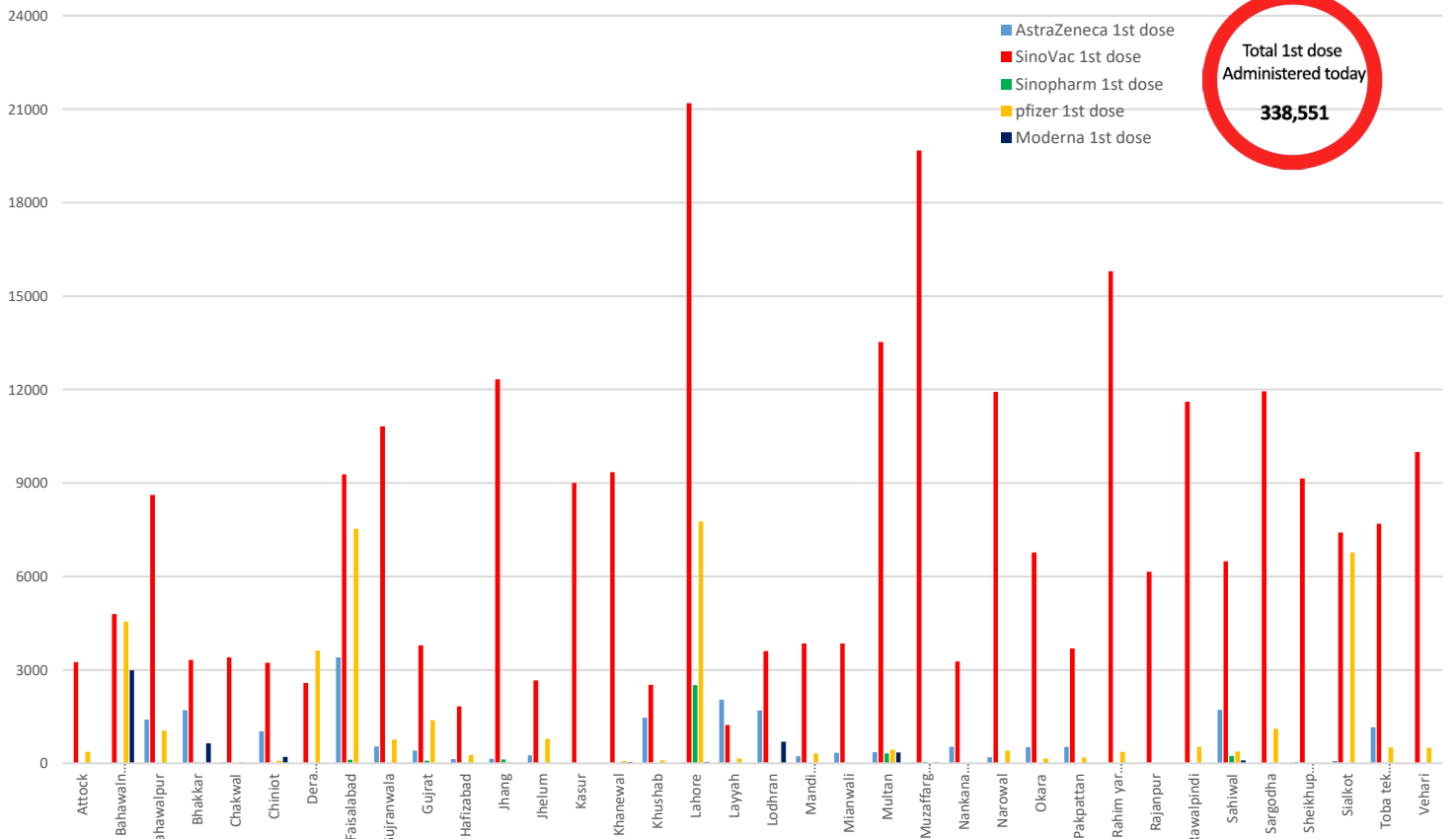
## Percentage of Population Fully Vaccinated (2<sup>nd</sup> dose & 1 time dose)



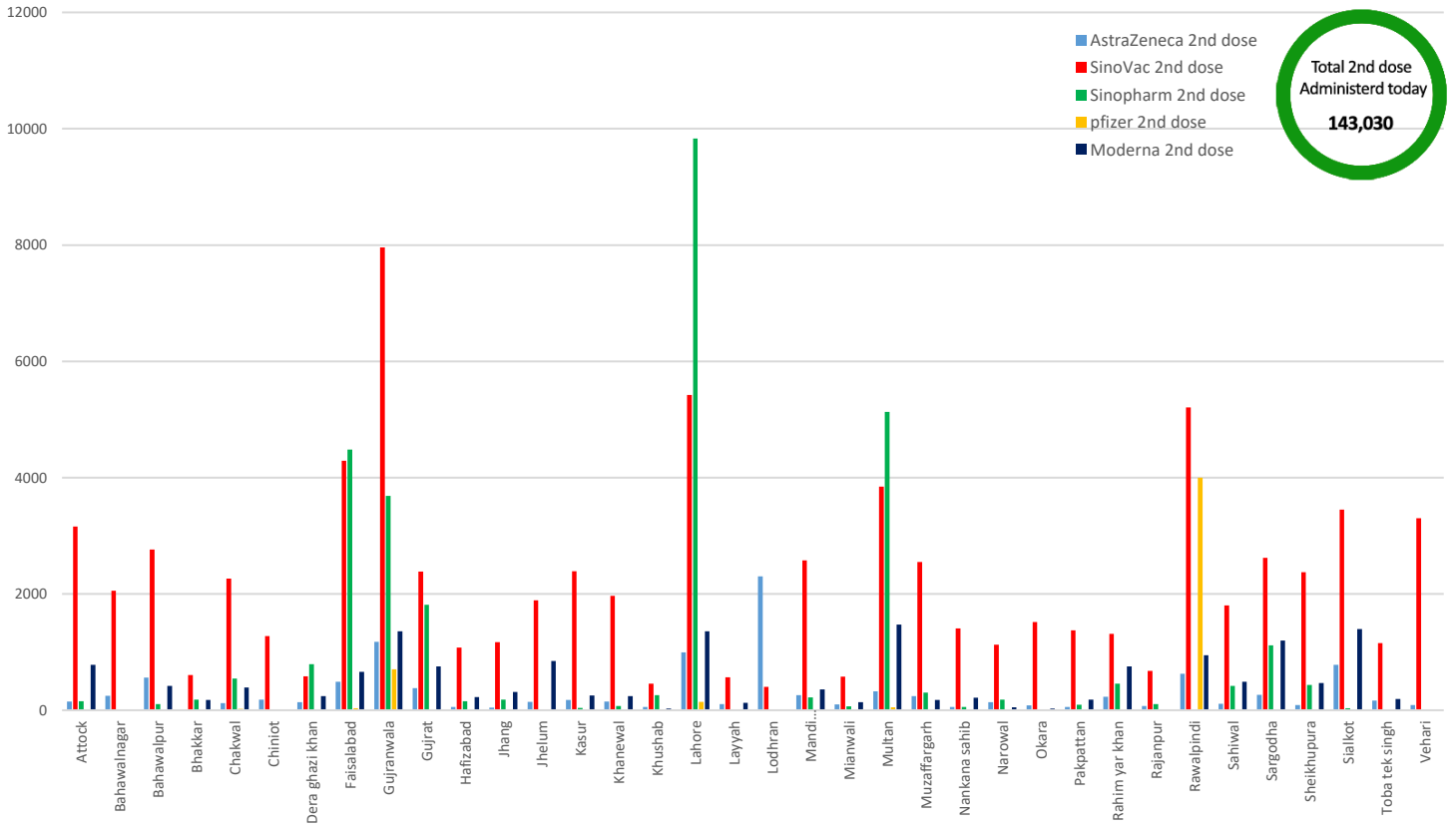
# Daily Vaccination Target Vs Achievement



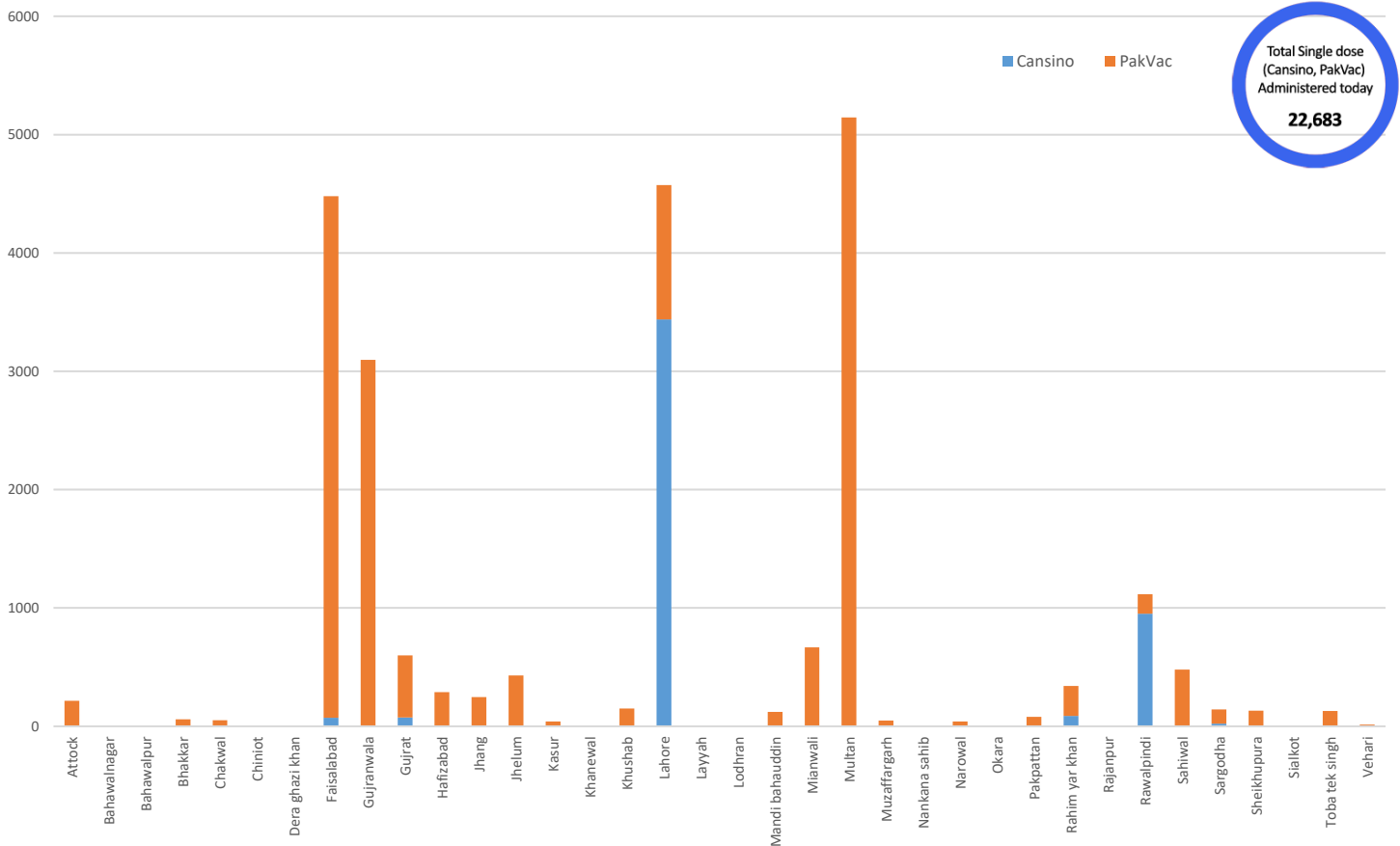
# 1st dose Administered Today



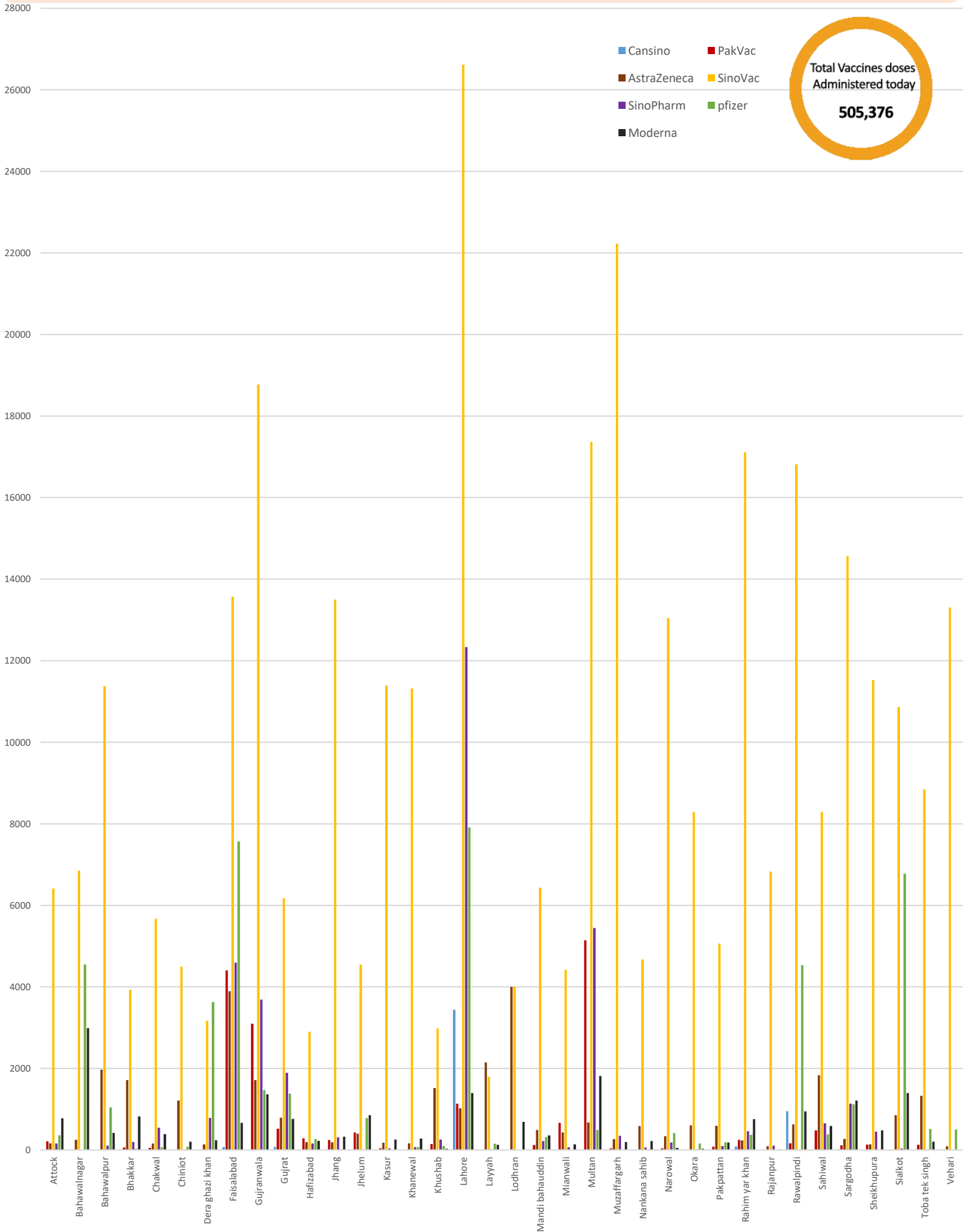
## 2<sup>nd</sup> dose Administered Today



## Single dose Administered Today (Cansino & PakVac)



# District Wise Vaccines Administered Today



**\*Other Vaccines type doses administered: 1,112**

## Vaccines Stock Available

District	Cansino	AstraZeneca	PakVac	SinoVac	SinoPharm	Pfizer	Moderna	Others	Vaccines Consumed Today	Total
Attock	0	11890	590	37520	283	17238	5340	0	8,093	72861
Bahawalnagar	0	11285	0	44182	0	23870	2990	0	14,641	82327
Bahawalpur	238	20080	260	46594	958	0	8085	0	14,918	76215
Bhakkar	0	1526	80	1142	47	17550	3555	0	6,756	23900
Chakwal	0	9190	540	21344	4056	17532	7410	0	6,877	60072
Chiniot	0	7560	0	6480	0	17450	6870	0	6,003	38360
DG Khan	0	8686	0	8528	2740	7988	5878	0	7,968	33820
Faisalabad	26	26368	13320	46617	6990	88773	23715	18200	35,008	224009
Gujranwala	0	41110	18650	79684	13897	66918	28335	0	30,111	248594
Gujrat	108	28081	800	62266	9877	0	12143	0	11,600	113275
Hafizabad	0	9665	1564	20881	453	17454	5010	0	4,042	55027
Jhang	0	9396	357	55869	0	17550	3163	0	14,597	86335
Jhelum	0	12850	1380	47290	0	37782	11025	0	7,016	110327
Kasur	0	11310	530	26912	1300	0	19350	0	11,907	59402
Khanewal	0	12120	380	31016	1377	17550	6355	0	11,907	68798
Khushab	0	5550	670	11084	1745	17526	555	0	5,034	37130
Lahore	20297	57515	19802	222192	63391	36464	0	0	60,000	450312
Layyah	0	10970	0	2645	84	17550	3630	0	4,246	34879
Lodhran	0	9966	0	5449	0	17550	2795	0	8,690	35760
M.B Din	0	13150	300	29278	245	34836	17578	0	7,939	95387
Mianwali	0	11140	8070	36076	212	17550	2895	0	5,728	75943
Multan	0	29907	17458	85526	7450	3662	27053	20000	31,162	191056
Muzaffargarh	91	6500	1710	92925	4341	17550	4135	0	23,082	127252
Nankana Sahib	0	9980	0	27494	455	17538	5265	0	5,554	60732
Narowal	0	955	890	10453	479	7948	76	0	14,070	20801
Okara	0	8620	790	29608	31	17304	5475	0	9,101	61828
Pakpattan	0	9200	80	28246	425	17538	6780	0	6,201	62269
RY Khan	0	17870	3250	134762	5316	39960	6240	0	19,276	207398
Rajanpur	0	7020	0	24162	1274	11700	5055	0	7,038	49211
Rawalpindi	3652	20130	2590	10734	44397	92820	17565	0	24,041	191888
Sahiwal	12	9000	10	26398	480	26000	1100	0	12,230	63000
Sargodha	180	9411	140	24270	1400	14156	5267	19030	19,101	73854
Sheikhupura	0	12990	3416	84279	909	29250	13265	0	12,720	144109
Sialkot	0	5514	0	38640	4194	56896	6197	0	19,928	111441
Toba TekSingh	0	11220	340	32320	28	29112	7395	0	11,031	80415
Vehari	0	5000	0	17854	0	28000	6600	0	13,908	57454
<b>Total</b>	<b>24604</b>	<b>492725</b>	<b>97967</b>	<b>1510720</b>	<b>178834</b>	<b>898565</b>	<b>294145</b>	<b>57230</b>	<b>505,376</b>	<b>3585441</b>

### Completely Vaccinated Population (Both Single & Double dose)

15-September-2021

S.No	District	Total Population	Target Population	Vaccinated Till Now	% of Population Vaccinated Till Now	Target Today	Vaccinated Today	Target Achieved
1	MUZAFFARGARH	4328549	2636425	188497	7.15%	5801	23082	397.90%
2	RAJANPUR	1996039	1217534	76571	6.29%	2689	7038	261.73%
3	NAROWAL	1707575	827388	117275	14.17%	5500	14070	255.82%
4	SARGODHA	3696212	2259188	505929	22.39%	8400	19101	227.39%
5	DERA GHAZI KHAN	2872631	1752042	183288	10.46%	3863	7968	206.26%
6	VEHARI	2902081	1767442	231088	13.07%	6852	13908	202.98%
7	RAHIM YAR KHAN	4807762	2936543	341296	11.62%	9980	19276	193.15%
8	LAYYAH	1823995	1112780	136024	12.22%	2457	4246	172.81%
9	BAHAWALPUR	3669176	1818970	325440	17.89%	7980	14918	186.94%
10	BHAKKAR	1647852	1006815	104444	10.37%	3731	6756	181.08%
11	KHUSHAB	1280372	781592	131320	16.80%	2897	5034	173.77%
12	MIANWALI	1542601	943117	156706	16.62%	3491	5728	164.08%
13	MULTAN	4746166	2894516	538350	18.60%	19400	31162	160.63%
14	BAHAWALNAGAR	2975656	2237544	719618	32.16%	7940	14641	184.40%
15	JHANG	2742633	1673483	158886	9.49%	10060	14597	145.10%
16	LODHRAN	1699693	1037378	114077	11.00%	6000	8690	144.83%
17	GUJRANWALA	5011066	3058659	722543	23.62%	24400	30111	123.41%
18	OKARA	3040826	1853874	151860	8.19%	8000	9101	113.76%
19	MANDI BAHAUDDIN	1594039	971908	374515	38.53%	7500	7939	105.85%
20	ATTOCK	1886378	1148969	280199	24.39%	7700	8093	105.10%
21	SIALKOT	3894938	2375139	524531	22.08%	19500	19928	102.19%
22	CHAKWAL	1495463	912549	253212	27.75%	6877	6877	100.00%
23	NANKANA SAHIB	1354986	842951	169822	20.15%	6000	5554	92.57%
24	GUJRAT	2756289	1681227	440101	26.18%	12700	11600	91.34%
25	LAHORE	11119985	6787033	2364864	34.84%	60000	53852	89.75%
26	FAISALABAD	7882444	4803085	716958	14.93%	40000	35008	87.52%
27	SHEIKHUPURA	3460004	2110859	229444	10.87%	15500	12720	82.06%
28	JHELUM	1222403	745816	283225	37.98%	8768	7016	80.02%
29	TOBA TEK SINGH	2191495	1335909	222637	16.67%	13880	11031	79.47%
30	KASUR	3454881	2107547	183708	8.72%	15500	11907	76.82%
31	SAHIWAL	2513011	1535711	205139	13.36%	16939	12230	72.20%
32	HAFIZABAD	1156954	705743	153447	21.74%	5900	4042	68.51%
33	RAWALPINDI	5402380	3297436	1396092	42.34%	36600	24041	65.69%
34	CHINIOT	1368659	835541	152748	18.28%	10060	6003	59.67%
35	KHANEWAL	2920233	1782411	229076	12.85%	30604	11907	38.91%
36	PAKPATTAN	1824228	1112449	146943	13.21%	16234	6201	38.20%
<b>SUM</b>		<b>109,989,655</b>	<b>66,907,573</b>	<b>13,229,873</b>	<b>19.77%</b>	<b>469,703</b>	<b>505,376</b>	<b>107.59%</b>

District Target (%) Achieved

