



PDMA

# Board of Revenue, Punjab PDMA Punjab Daily Covid-19 Vaccination Sit-Rep

16-09-2021 11:59 PM



BOR

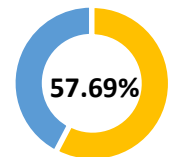
## Covid-19 Vaccination Summary

**38,599,354** persons have been vaccinated till date covering **57.69%** individuals across Punjab.

**523,621** persons were vaccinated today against assigned target of **469,941** in all 36 districts of Punjab.

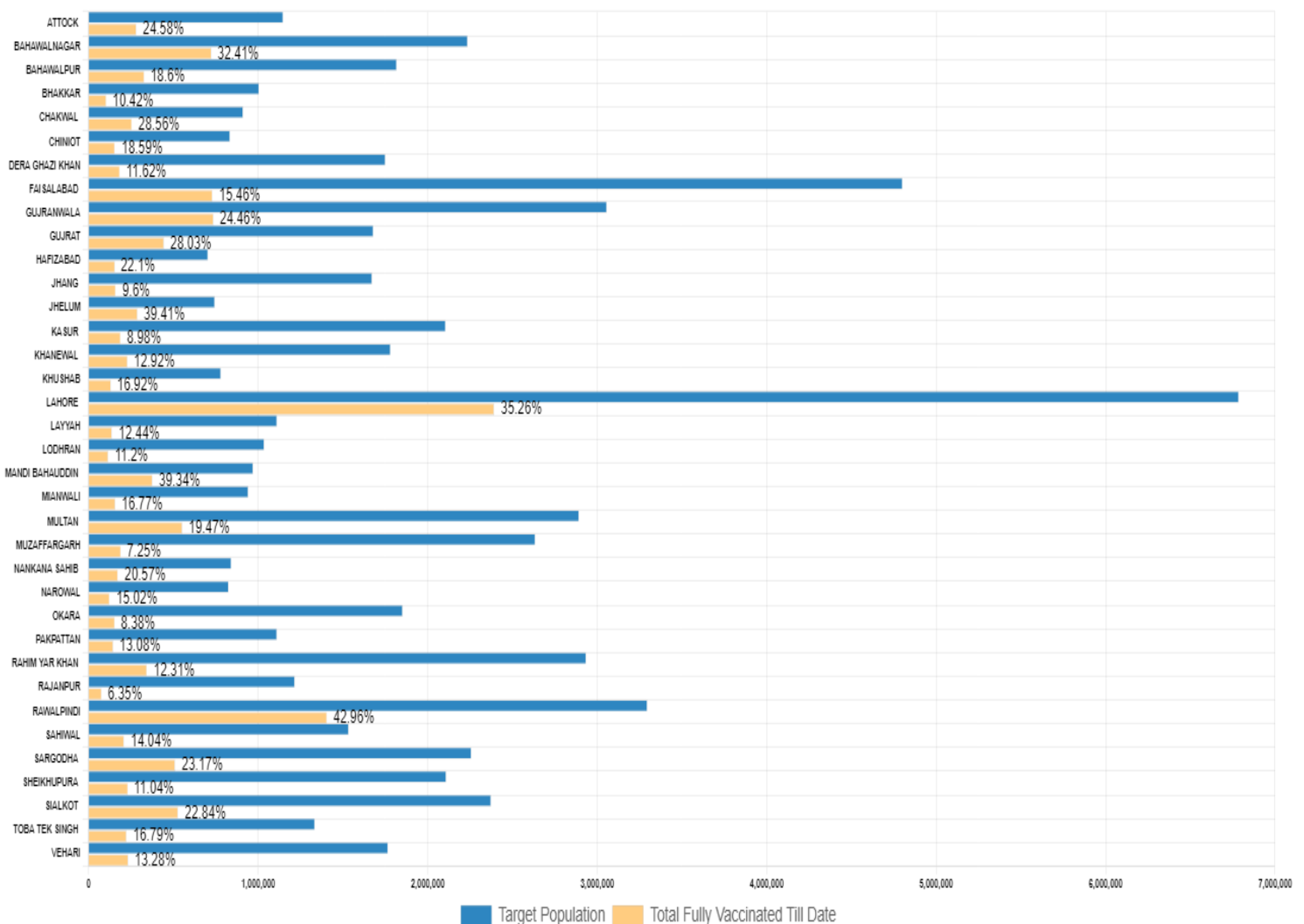
## Daily Vaccination Summary of Punjab

Total CVCs Operational	Total Vaccinated till date	Targeted Population	%age Covered
801	38,599,354	66,907,573	57.69%

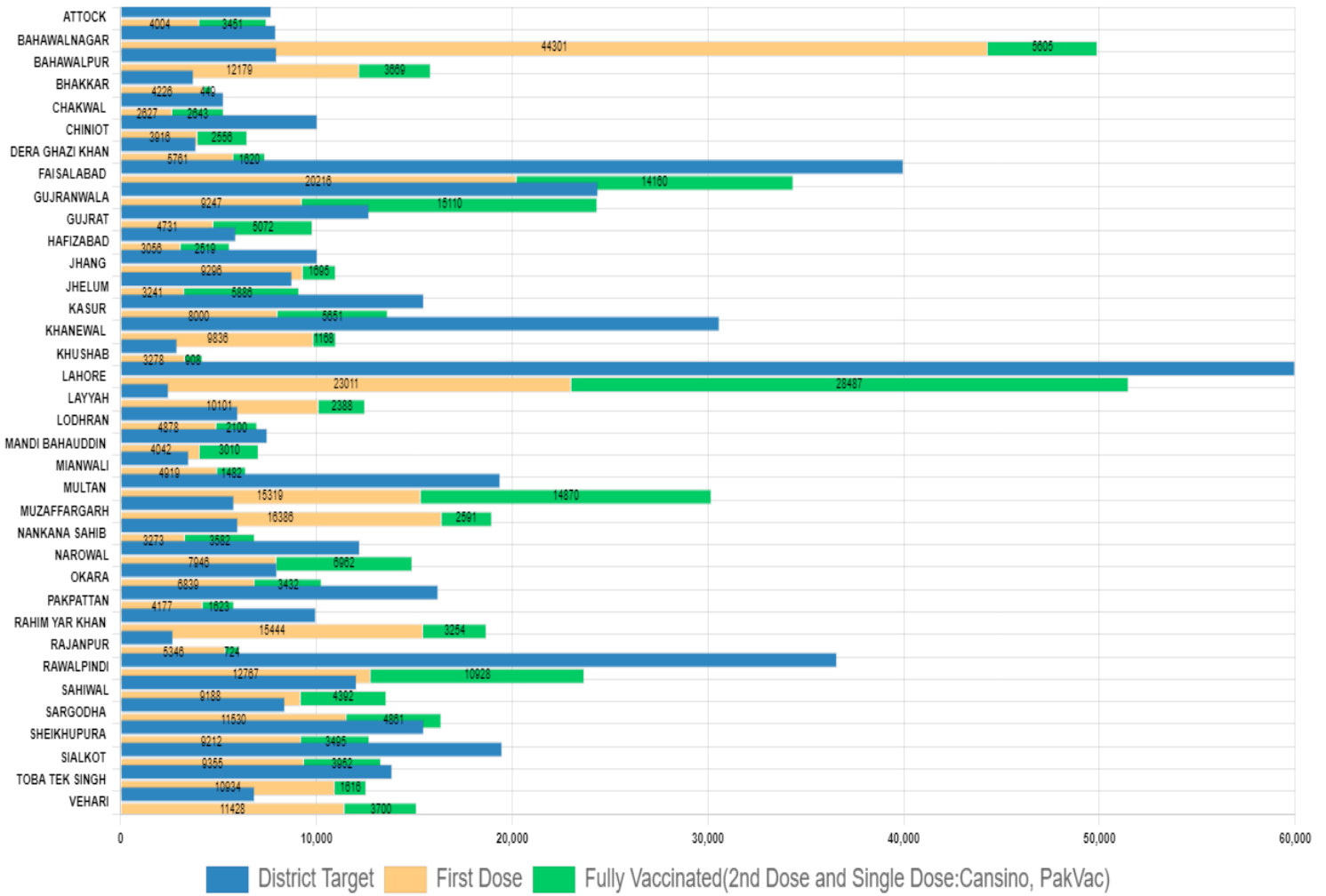


■ %age covered ■ Target

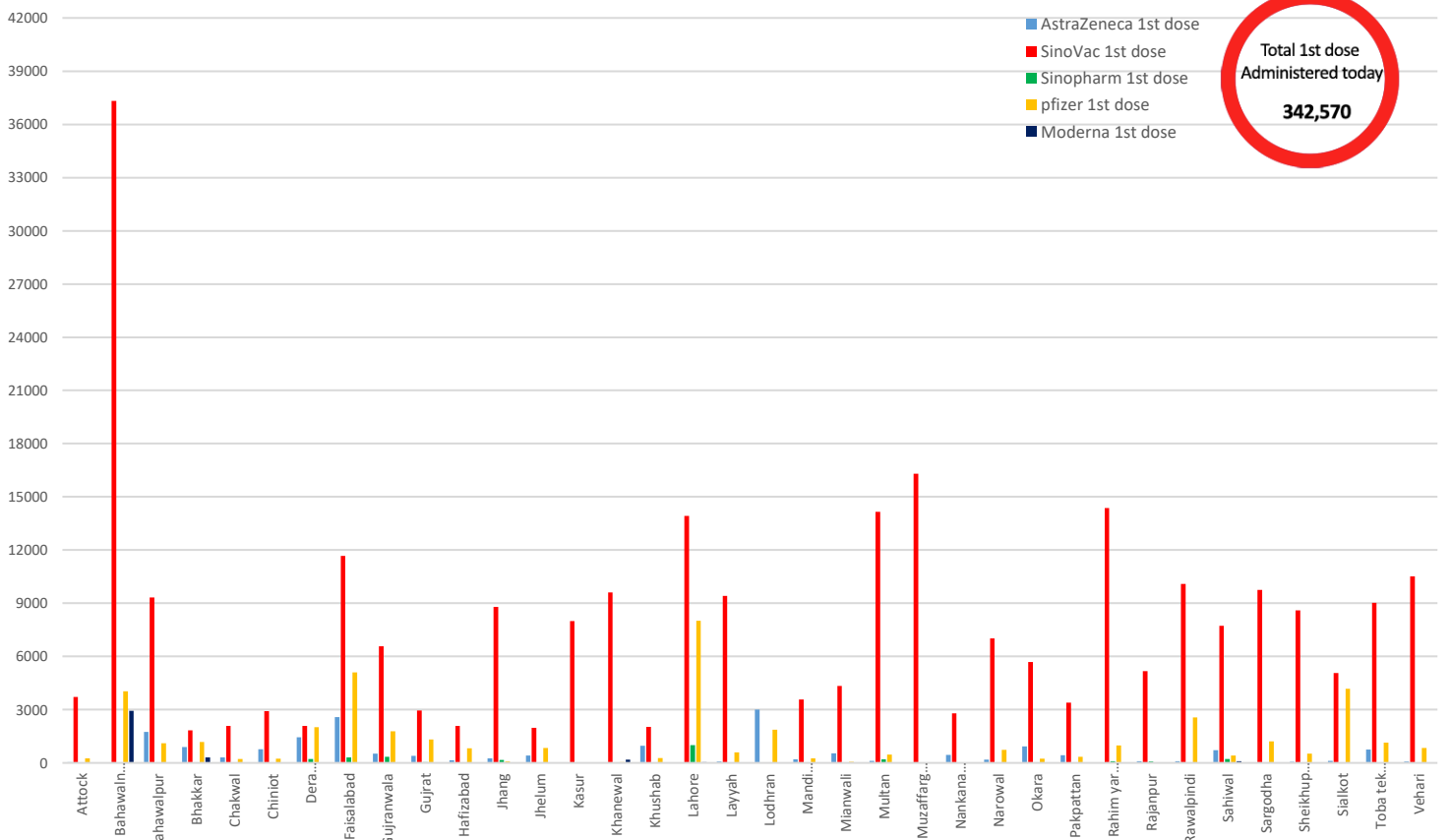
## Percentage of Population Fully Vaccinated (2<sup>nd</sup> dose & 1 time dose)



# Daily Vaccination Target Vs Achievement

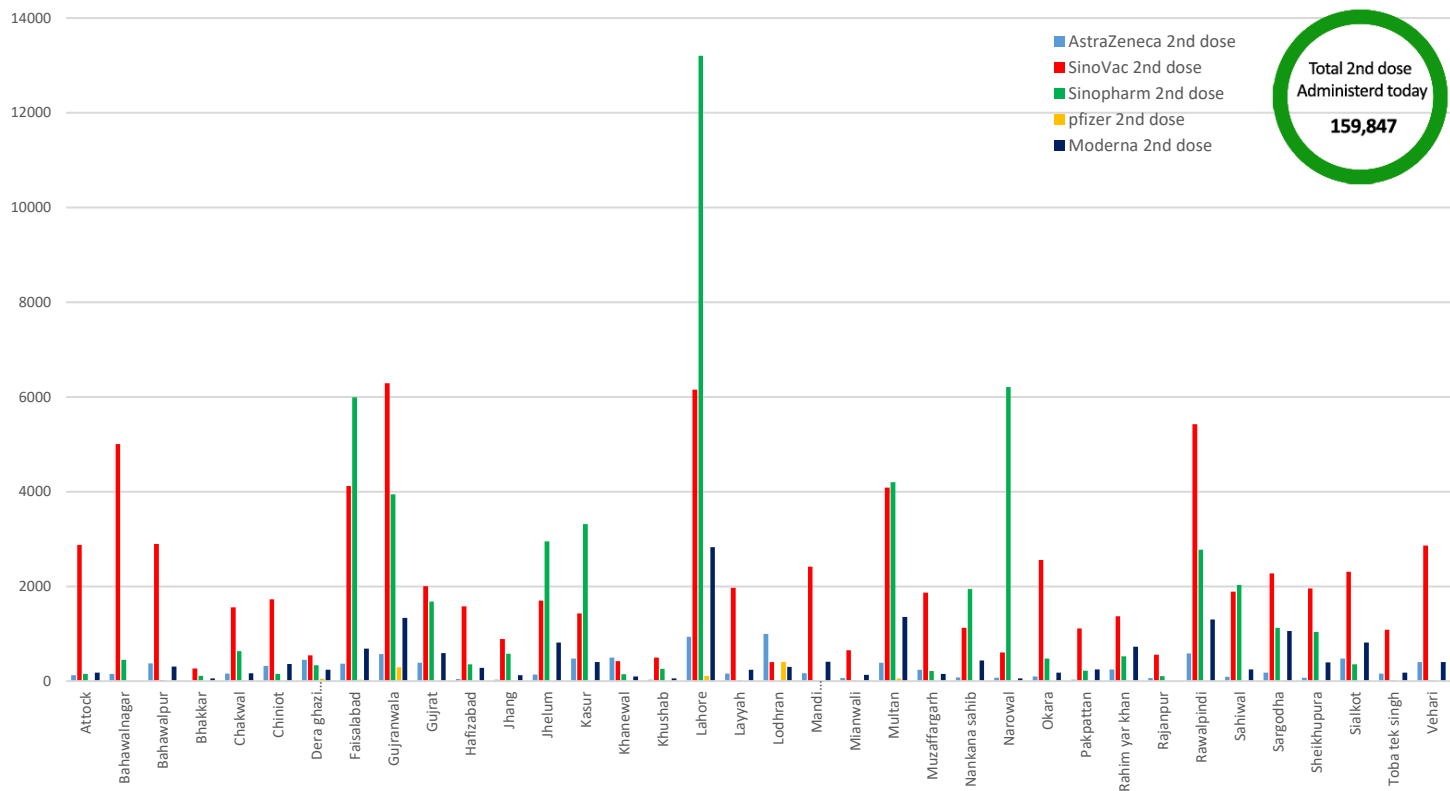


# 1<sup>st</sup> dose Administered Today

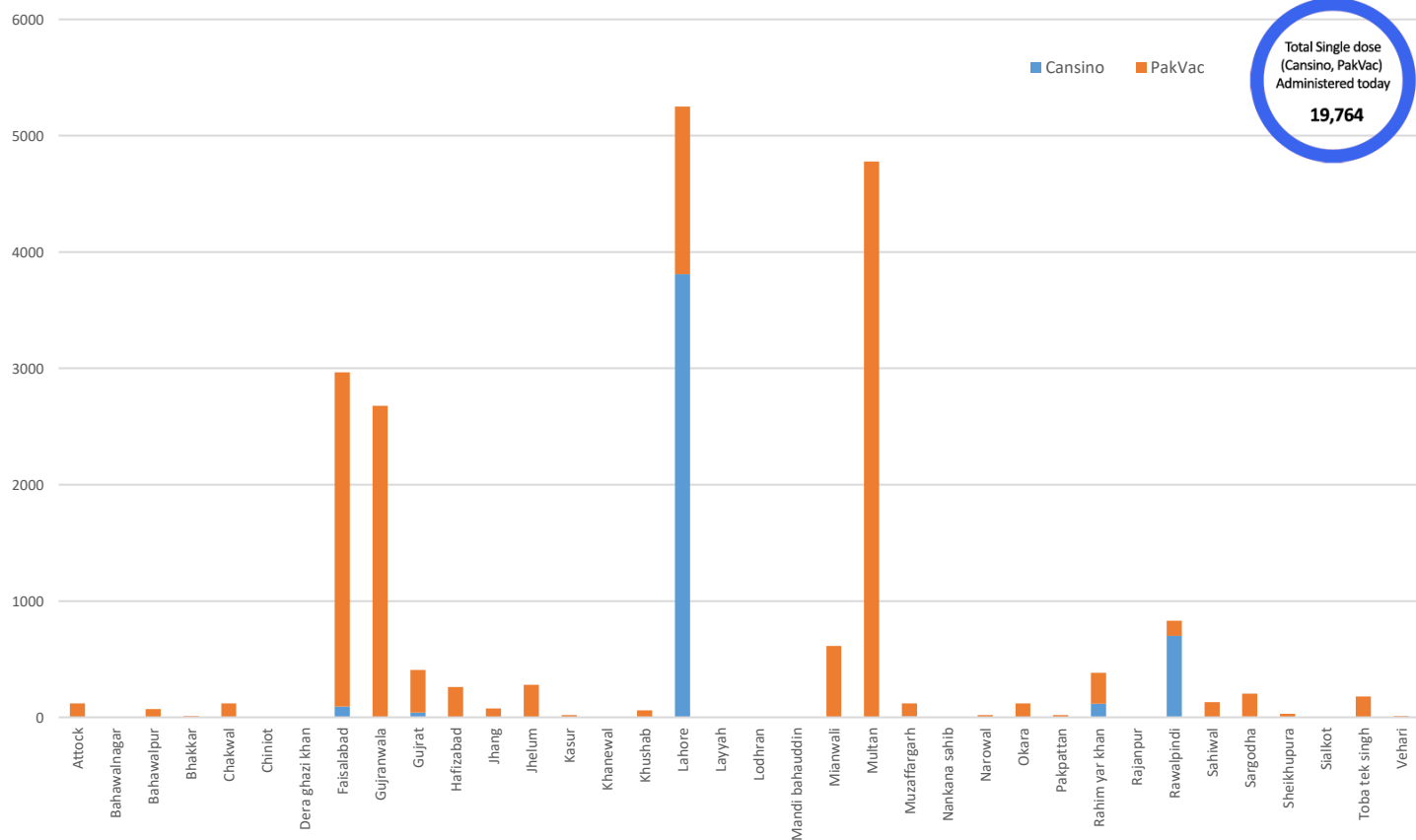


Total 1st dose Administered today  
**342,570**

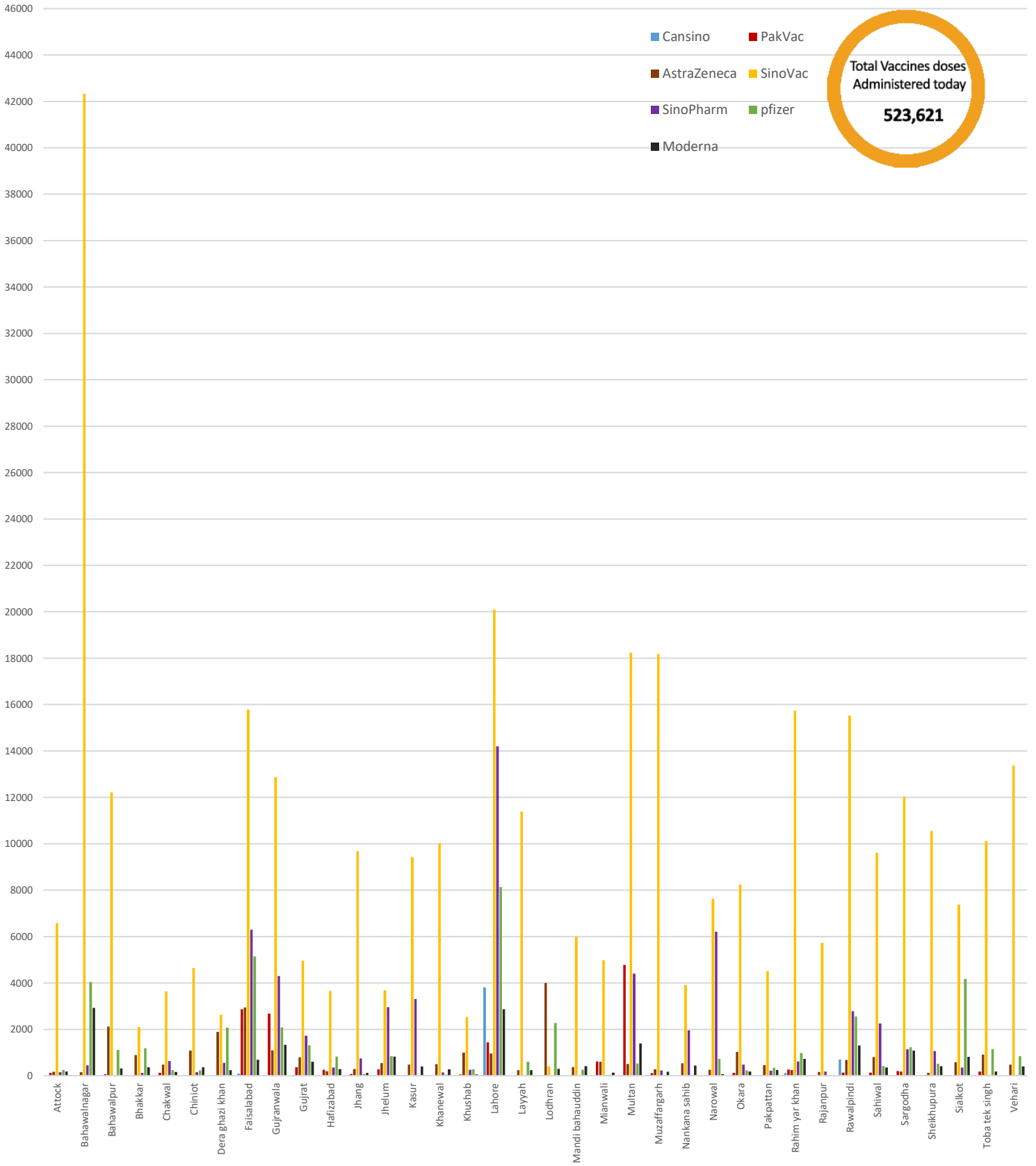
## 2<sup>nd</sup> dose Administered Today



## Single dose Administered Today (Cansino & PakVac)



## District Wise Vaccines Administered Today



**\*Other Vaccines type doses administered: 1,440**

# Vaccines Stock Available

District	Cansino	AstraZeneca	PakVac	SinoVac	SinoPharm	Pfizer	Moderna	Others	Vaccines Consumed Today	Total
Attock	0	12340	790	52222	1154	15550	6735	0	7,455	88791
Bahawalnagar	0	11035	0	37331	14000	19320	2930	0	49,906	84616
Bahawalpur	0	18110	260	35216	852	30330	7665	0	15,848	92433
Bhakkar	0	850	80	488	40	17520	3340	0	4,675	22318
Chakwal	0	9020	490	17474	3510	17460	7020	0	5,270	54974
Chiniot	0	6340	0	21980	10000	17360	6660	0	6,472	62340
DG Khan	0	8524	0	5547	2023	4125	5633	0	7,381	25852
Faisalabad	26	24865	9210	37202	5484	80858	22995	17892	34,376	198532
Gujranwala	0	39540	15550	60898	10057	65448	26955	0	24,357	218448
Gujrat	566	15332	620	53548	7497	60068	21201	0	9,803	158832
Hafizabad	0	9487	1275	17484	297	17184	4860	0	5,575	50587
Jhang	0	9206	0	42374	13191	17527	2837	0	10,991	85135
Jhelum	0	12450	950	42742	14000	36996	10170	0	9,127	117308
Kasur	0	16730	490	29722	1258	17550	19095	0	13,651	84845
Khanewal	0	11960	350	68698	1305	17478	6100	0	11,004	105891
Khushab	0	4030	520	24902	11487	17430	4125	0	4,186	62494
Lahore	20134	53953	19383	186234	51556	40972	0	19750	51,498	420555
Layyah	0	6420	0	18795	64	14785	2345	0	12,489	42409
Lodhran	0	5966	0	1449	0	17160	2495	0	6,978	27070
M.B Din	0	12660	177	22666	24	34506	17220	0	7,052	87253
Mianwali	0	10520	7440	31082	192	17490	2730	0	6,401	69454
Multan	0	29229	12314	68161	32003	4341	25236	19780	30,189	191064
Muzaffargarh	84	6234	1669	118699	3993	17550	3941	0	18,977	152170
Nankana Sahib	0	9390	0	22814	10393	17526	5040	0	6,855	65163
Narowal	0	1790	0	8132	5077	9171	18	0	14,908	24188
Okara	0	7082	1050	24563	14020	14868	4995	0	10,271	66578
Pakpattan	0	8600	380	23180	10329	17346	6570	0	5,800	66405
RY Khan	0	16850	3000	122883	5260	34128	6000	0	18,698	188121
Rajanpur	0	6860	0	18434	1092	11700	5055	0	6,070	43141
Rawalpindi	4197	19500	2720	80578	40652	91504	0	38581	23,695	277732
Sahiwal	12	8820	0	25330	12000	26500	750	0	13,580	73412
Sargodha	180	5887	200	46757	1600	12672	5521	18836	16,391	91653
Sheikhupura	0	12854	3285	101149	20460	29250	19985	0	12,707	186983
Sialkot	0	4675	0	28578	4158	53381	4815	0	13,307	95607
Toba TekSingh	0	9890	210	23474	22	28596	7185	0	12,550	69377
Vehari	0	15863	40	28354	300	29089	6765	0	15,128	80411
<b>Total</b>	<b>25199</b>	<b>462862</b>	<b>82453</b>	<b>1549140</b>	<b>309350</b>	<b>974739</b>	<b>284987</b>	<b>114839</b>	<b>523,621</b>	<b>3832142</b>

Completely Vaccinated Population (Both Single & Double dose)								
16-September-2021								
S.No	District	Total Population	Target Population	Vaccinated Till Now	% of Population Vaccinated Till Now	Target Today	Vaccinated Today	Target Achieved
1	LAYYAH	1823995	1112780	138412	12.44%	2457	12489	508.30%
2	MUZAFFARGARH	4328549	2636425	191088	7.25%	5801	18977	327.13%
3	RAJANPUR	1996039	1217534	77295	6.35%	2689	6070	225.73%
4	VEHARI	2902081	1767442	234788	13.28%	6852	15128	220.78%
5	BAHAWALPUR	3669176	1818970	329110	18.09%	7980	15848	198.60%
6	SARGODHA	3696212	2259188	510790	22.61%	8400	16391	195.13%
7	DERA GHAZI KHAN	2872631	1752042	184908	10.55%	3863	7381	191.07%
8	RAHIM YAR KHAN	4807762	2936543	344550	11.73%	9980	18698	187.35%
9	MIANWALI	1542601	943117	158188	16.77%	3491	6401	183.36%
10	BAHAWALNAGAR	2975656	2237544	725223	32.41%	7940	49906	628.54%
11	MULTAN	4746166	2894516	553220	19.11%	19400	30189	155.61%
12	KHUSHAB	1280372	781592	132228	16.92%	2897	4186	144.49%
13	OKARA	3040826	1853874	155292	8.38%	8000	10271	128.39%
14	BHAKKAR	1647852	1006815	104893	10.42%	3731	4675	125.30%
15	NAROWAL	1707575	827388	124237	15.02%	12225	14908	121.95%
16	LODHRAN	1699693	1037378	116177	11.20%	6000	6978	116.30%
17	NANKANA SAHIB	1354986	842951	173404	20.57%	6000	6855	114.25%
18	SAHIWAL	2513011	1535711	209531	13.64%	12059	13580	112.61%
19	JHANG	2742633	1673483	160581	9.60%	10060	10991	109.25%
20	JHELUM	1222403	745816	289111	38.76%	8768	9127	104.09%
21	CHAKWAL	1495463	912549	255855	28.04%	5270	5270	100.00%
22	GUJRANWALA	5011066	3058659	737653	24.12%	24400	24357	99.82%
23	ATTOCK	1886378	1148969	282395	24.58%	7700	7455	96.82%
24	HAFIZABAD	1156954	705743	155966	22.10%	5900	5575	94.49%
25	MANDI BAHAUDDIN	1594039	971908	377525	38.84%	7500	7052	94.03%
26	TOBA TEK SINGH	2191495	1335909	224253	16.79%	13880	12550	90.42%
27	KASUR	3454881	2107547	189359	8.98%	15500	13651	88.07%
28	FAISALABAD	7882444	4803085	731118	15.22%	40000	34376	85.94%
29	LAHORE	11119985	6787033	2393351	35.26%	60000	51498	85.83%
30	SHEIKHUPURA	3460004	2110859	232939	11.04%	15500	12707	81.98%
31	GUJRAT	2756289	1681227	445173	26.48%	12700	9803	77.19%
32	SIALKOT	3894938	2375139	528483	22.25%	19500	13307	68.24%
33	RAWALPINDI	5402380	3297436	1407020	42.67%	36600	23695	64.74%
34	CHINIOT	1368659	835541	155304	18.59%	10060	6472	64.33%
35	KHANEWAL	2920233	1782411	230244	12.92%	30604	11004	35.96%
36	PAKPATTAN	1824228	1112449	145554	13.08%	16234	5800	35.73%
	<b>SUM</b>	<b>109,989,655</b>	<b>66,907,573</b>	<b>13,405,218</b>	<b>20.04%</b>	<b>469,941</b>	<b>523,621</b>	<b>111.42%</b>

