



**Board of Revenue, Punjab
PDMA Punjab
Daily Covid-19 Vaccination Sit-Rep**



17-08-2021 11:59 PM

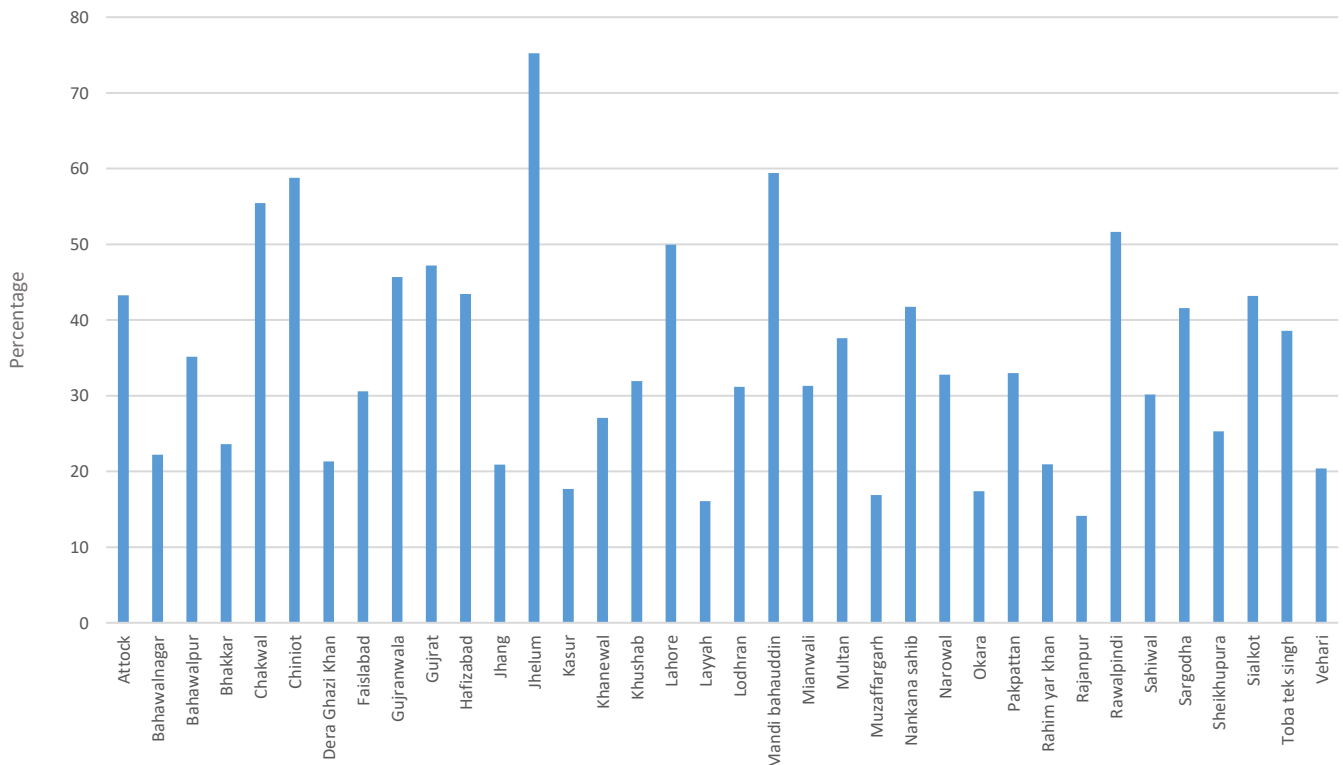
Covid-19 Vaccination Summary

23,159,990 persons have been vaccinated till date covering **34.61%** individuals across Punjab.
493,932 Persons have been vaccinated today against assigned target of **446,922** in **36** districts of Punjab.

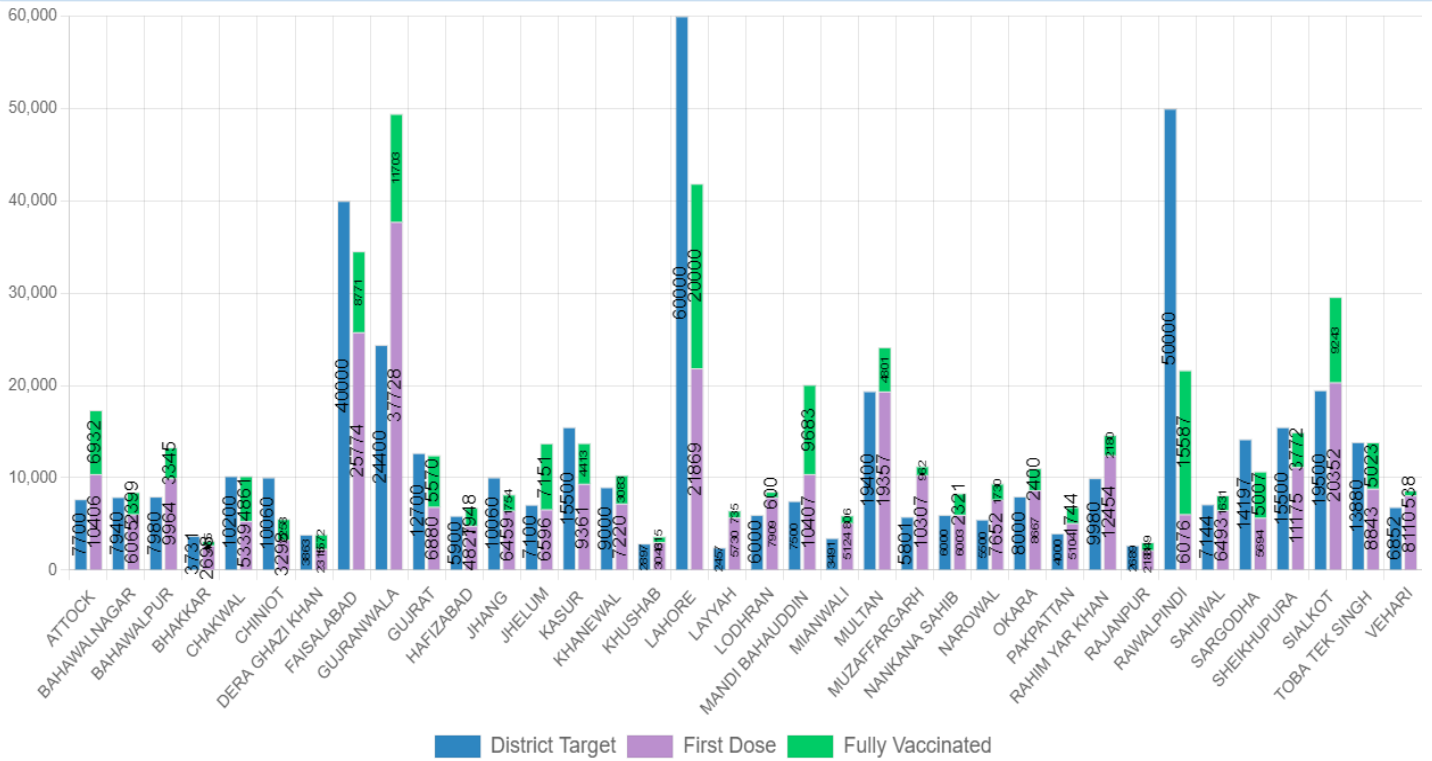
Daily Vaccination Summary of Punjab

Total CVCs Operational	Completely Vaccinated Population till date	Targeted Population	% age covered
797	23,159,990	66,911,622	34.61%

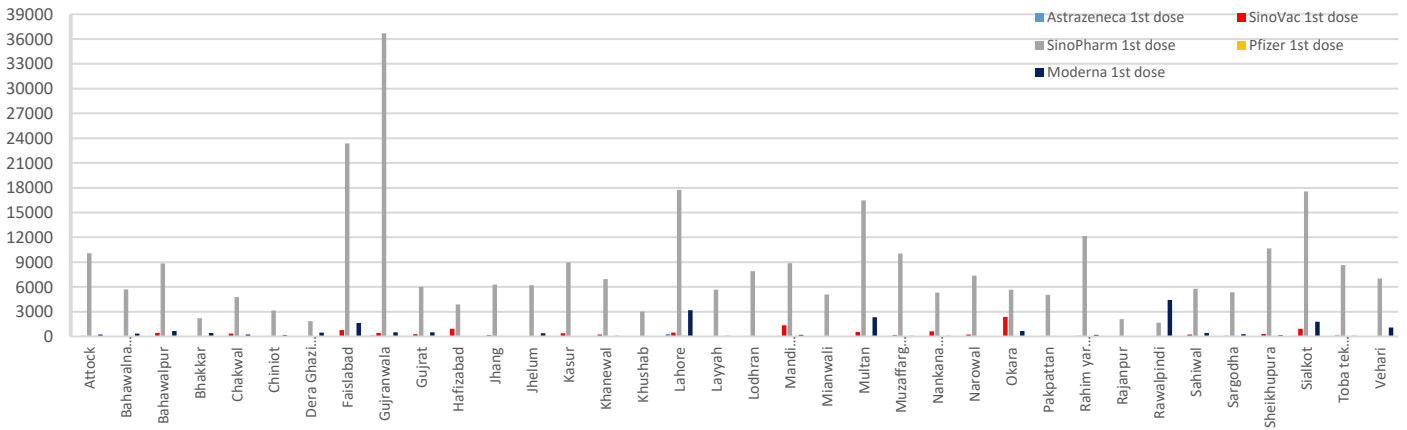
Percentage of Population Vaccinated



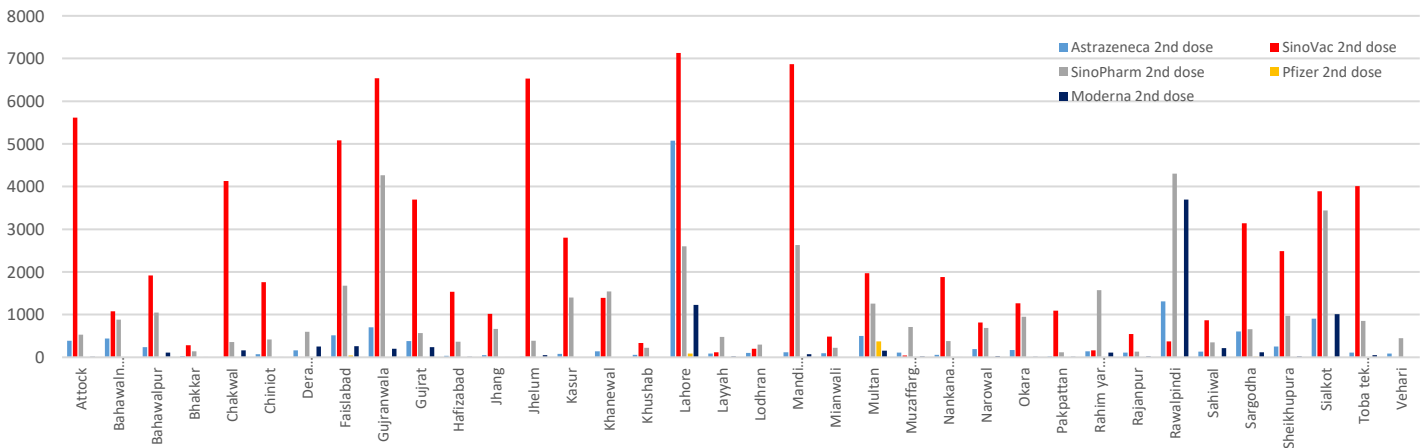
Daily Vaccination Target Vs Achievement



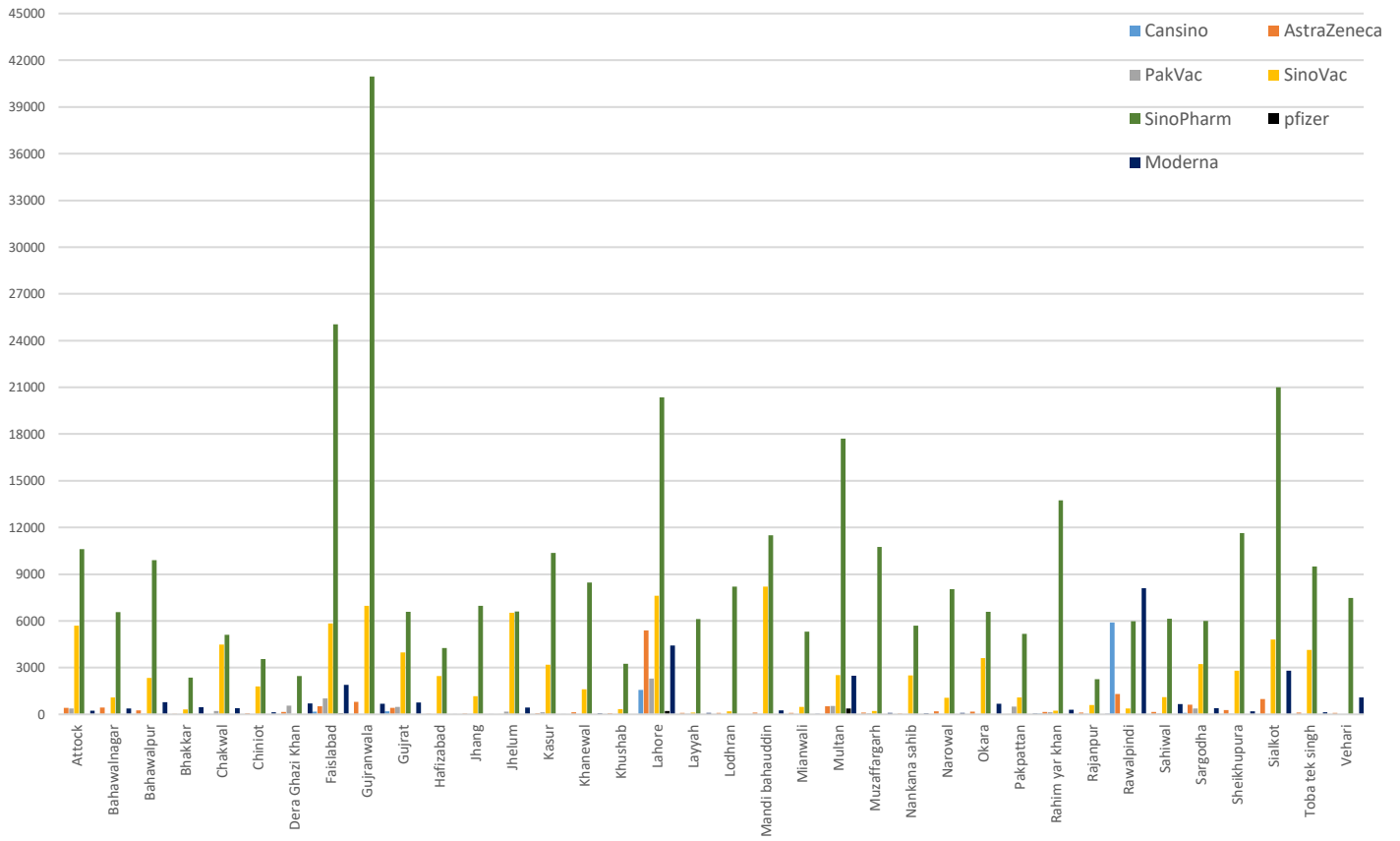
1st dose Administered Today



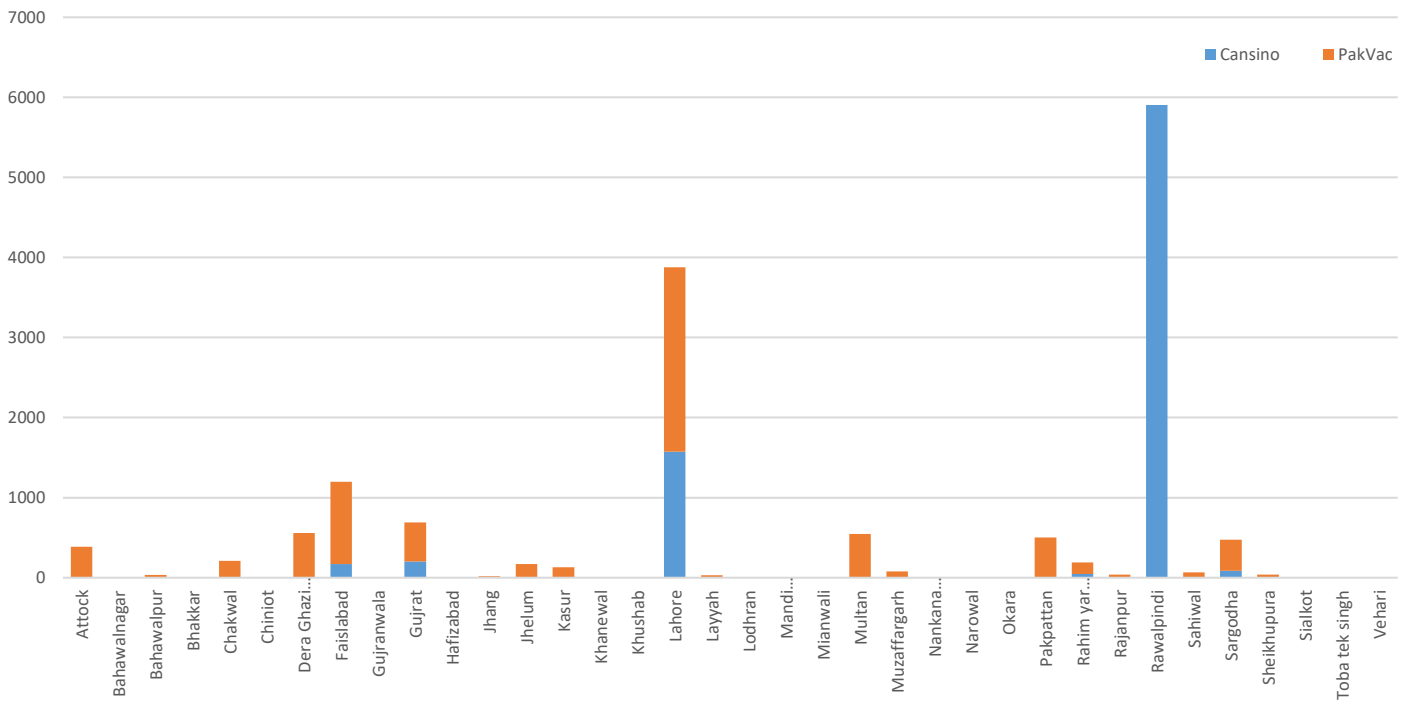
2nd dose Administered Today



Districtwise Vaccine Consumed Today



Daily Consumption of Cansino and Pak Vac



Vaccines Stock Available

District	Cansino	Astra Zenca	Pak Vac	Sino Vac	SinoPham	Pfizer	Moderna	others	Vaccines Consumed Today	Total
Attock	0	1940	1270	18797	49647	0	440	0	17,338	72094
Bahawalnagar	0	2730	50	19586	15937	0	3456	0	8,464	41759
Bahawalpur	242	2180	50	520	29045	0	6070	0	13,309	38107
Bhakkar	0	980	98	705	14498	0	7360	0	3,163	23641
Chakwal	0	0	5300	15484	46524	0	3245	0	10,200	70553
Chiniot	0	1810	0	15822	30920	0	1910	0	5,556	50462
DG Khan	0	2274	2707	13124	25081	0	11185	0	3,887	54371
Faisalabad	99	5400	5960	56620	141670	0	6645	0	34,545	216394
Gujranwala	0	8010	4800	62294	102741	0	15170	0	49,431	193015
Gujrat	559	2930	3990	32345	61232	0	12387	0	12,450	113443
Hafizabad	0	750	0	16328	29294	0	1160	0	6,775	47532
Jhang	0	663	0	18865	41840	0	93	0	8,213	61461
Jhelum	0	50	530	14084	35863	0	6810	0	13,747	57337
Kasur	0	290	260	18566	43355	0	1850	0	13,774	64321
Khanewal	0	1480	150	20976	51096	0	1870	0	10,303	75572
Khushab	0	2310	50	12876	27213	0	240	0	3,658	42689
Lahore	6663	26099	4456	106894	216094	0	45920	0	41,869	406126
Layyah	0	1390	170	354	14577	0	2473	0	6,465	18964
Lodhran	0	1616	0	16800	33316	0	0	0	8,509	51732
MB Din	0	2050	0	20278	37760	0	940	0	20,090	61028
Mianwali	0	1630	200	16478	59024	0	1070	0	5,930	78402
Multan	0	4192	5613	45598	119233	378	12401	0	24,158	187415
Muzafargarh	120	851	1019	2163	54452	0	3790	0	11,269	62395
Nankana Sahib	93	3600	90	17024	40514	0	770	0	8,324	62091
Narowal	0	840	0	11090	16646	0	2652	0	9,382	31228
Okara	0	1940	50	20921	43519	0	2050	0	11,067	68480
Pakpattan	0	720	2420	19160	40788	0	1220	0	6,848	64308
Rahim Yar Khan	0	2910	10	32	24254	0	9840	0	14,634	37046
Rajanpur	0	730	2266	14655	25656	0	4570	0	3,030	47877
Rawalpindi	50	0	5800	8360	83036	0	0	0	21,663	97246
Sahiwal	12	1900	30	19150	36989	0	8280	0	8,124	66361
Sargodha	315	3912	700	30608	81762	114	6665	0	10,701	124076
Sheikhupura	0	3544	5186	45058	50442	0	11367	0	14,947	115597
Sialkot	87	2186	0	4545	40159	0	10888	0	29,595	57865
Toba Tek Singh	0	780	180	17402	34162	0	6400	0	13,866	58924
Vehari	0	4030	14	30	30225	0	4030	0	8,648	38329
Total	8240	98717	53419	753592	1828564	492	215217	0	493,932	2958241

**Completely Vaccinated Population (Both single & double dose)
17-August-2021**

#	District	Total Population	Target Population	Vaccinated Till Now	% of Population Vaccinated Till Now	Target Today	Vaccinated Today	Target Achieved
1	MANDI BAHAUDDIN	1594039	971908	197443	0.20%	7500	20090	2.68%
2	LAYYAH	1823995	1112780	50719	0.05%	2457	6465	2.63%
3	ATTOCK	1886378	1148969	135164	0.12%	7700	17297	2.25%
4	GUJRANWALA	5011066	3058659	363740	0.12%	24400	49431	2.03%
5	MUZAFFARGARH	4328549	2636425	98753	0.04%	5801	11269	1.94%
6	JHELUM	1222403	745816	151349	0.20%	7100	13747	1.94%
7	PAKPATTAN	1824228	1112449	67015	0.06%	4000	6848	1.71%
8	NAROWAL	1707575	827388	45008	0.05%	5500	9382	1.71%
9	MIANWALI	1542601	943117	75767	0.08%	3491	5930	1.70%
10	BAHAWALPUR	3669176	1818970	171485	0.09%	7980	13309	1.67%
11	SIALKOT	3894938	2375139	287190	0.12%	19500	29572	1.52%
12	RAHIM YAR KHAN	4807762	2936543	180063	0.06%	9980	14634	1.47%
13	LODHRAN	1699693	1037378	61693	0.06%	6000	8509	1.42%
14	NANKANA SAHIB	1354986	842951	89569	0.11%	6000	8324	1.39%
15	OKARA	3040826	1853874	60016	0.03%	8000	11067	1.38%
16	KHUSHAB	1280372	781592	65920	0.08%	2897	3658	1.26%
17	VEHARI	2902081	1767442	112678	0.06%	6852	8648	1.26%
18	MULTAN	4746166	2894516	312301	0.11%	19400	24158	1.25%
19	HAFIZABAD	1156954	705743	78330	0.11%	5900	6775	1.15%
20	KHANEWAL	2920233	1782411	111168	0.06%	9000	10303	1.14%
21	SAHIWAL	2513011	1535711	111359	0.07%	7144	8124	1.14%
22	RAJANPUR	1996039	1217534	39210	0.03%	2689	3030	1.13%
23	BAHAWALNAGAR	2975656	2237544	599217	0.27%	7940	8464	1.07%
24	DERA GHAZI KHAN	2872631	1752042	144751	0.08%	3863	3887	1.01%
25	CHAKWAL	1495463	912549	130378	0.14%	10200	10200	1.00%
26	TOBA TEK SINGH	2191495	1335909	119156	0.09%	13880	13866	1.00%
27	GUJRAT	2756289	1681227	247662	0.15%	12700	12419	0.98%
28	SHEIKHUPURA	3460004	2110859	73222	0.03%	15500	14947	0.96%
29	KASUR	3454881	2107547	70768	0.03%	15500	13774	0.89%
30	FAISALABAD	7882444	4803085	418741	0.09%	40000	34545	0.86%
31	BHAKKAR	1647852	1006815	43359	0.04%	3731	3163	0.85%
32	JHANG	2742633	1673483	77986	0.05%	10060	8437	0.84%
33	SARGODHA	3696212	2259188	313470	0.14%	14197	10701	0.75%
34	LAHORE	11119985	6787033	1623890	0.24%	60000	42003	0.70%
35	CHINIOT	1368659	835541	82822	0.10%	10060	5556	0.55%
36	RAWALPINDI	5402380	3297436	1030716	0.31%	50000	21663	0.43%
	SUM	109,989,655	66,907,573	7,842,078	11.72%	446922	494195	110.58%

