



PDMA

# Board of Revenue, Punjab PDMA Punjab Daily Covid-19 Vaccination Sit-Rep

17-09-2021 11:59 PM



BOR

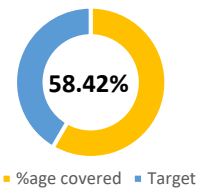
## Covid-19 Vaccination Summary

**39,088,539** persons have been vaccinated till date covering **58.42%** individuals across Punjab.

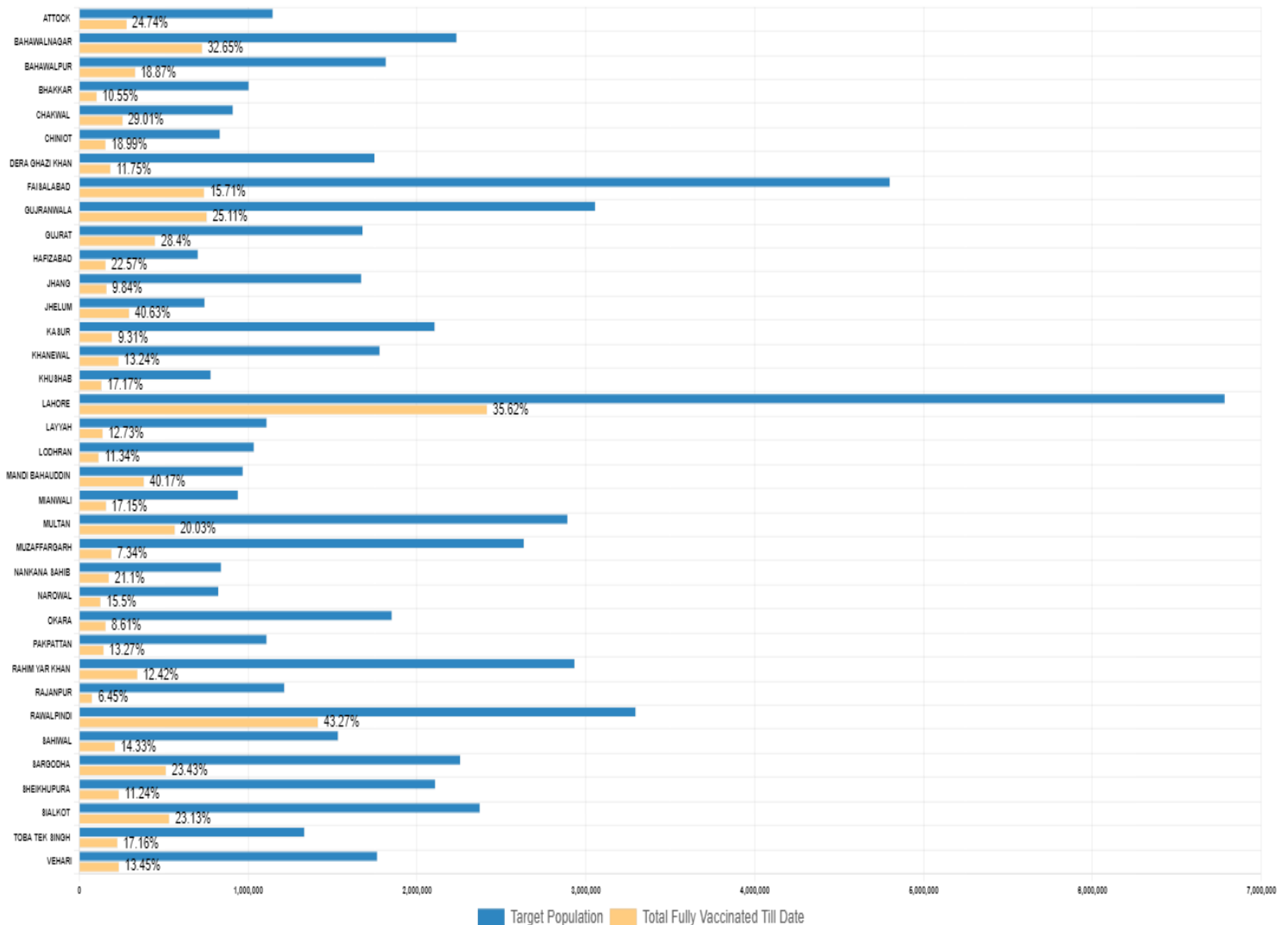
**489,185** persons were vaccinated today against assigned target of **449,415** in all 36 districts of Punjab.

## Daily Vaccination Summary of Punjab

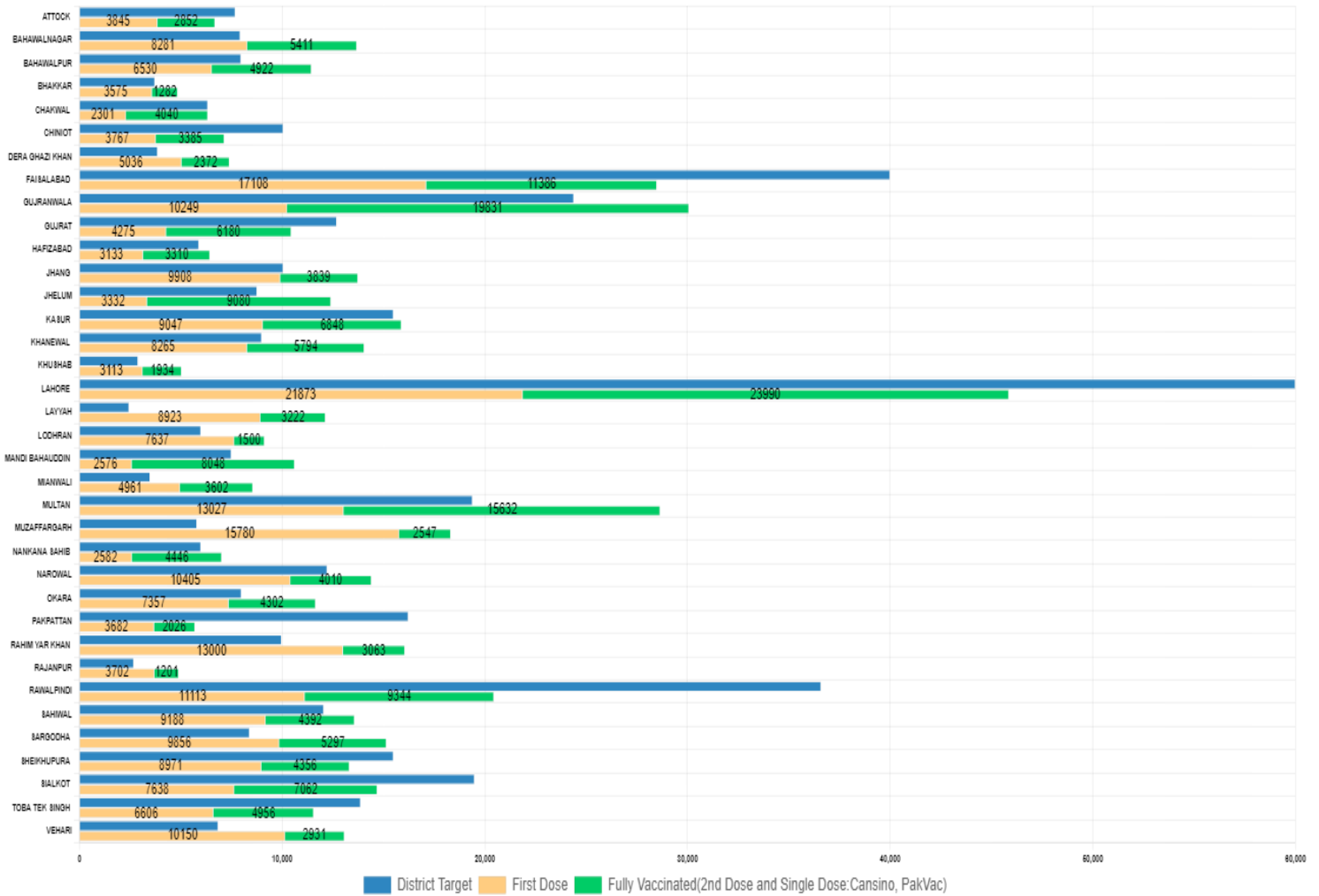
Total CVCs Operational	Total Vaccinated till date	Targeted Population	%age Covered
801	39,088,539	66,907,573	58.42%



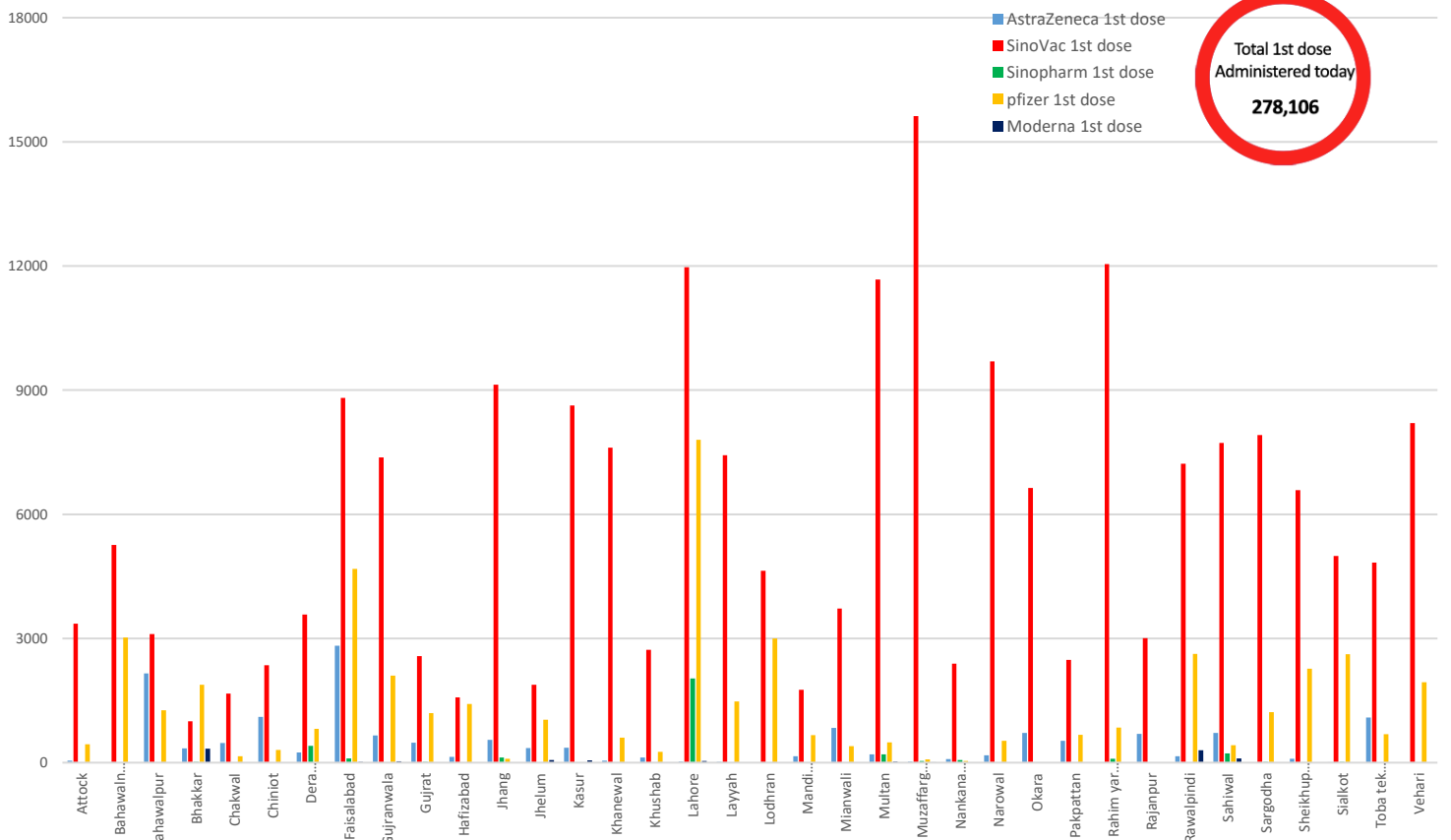
## Percentage of Population Fully Vaccinated (2<sup>nd</sup> dose & 1 time dose)



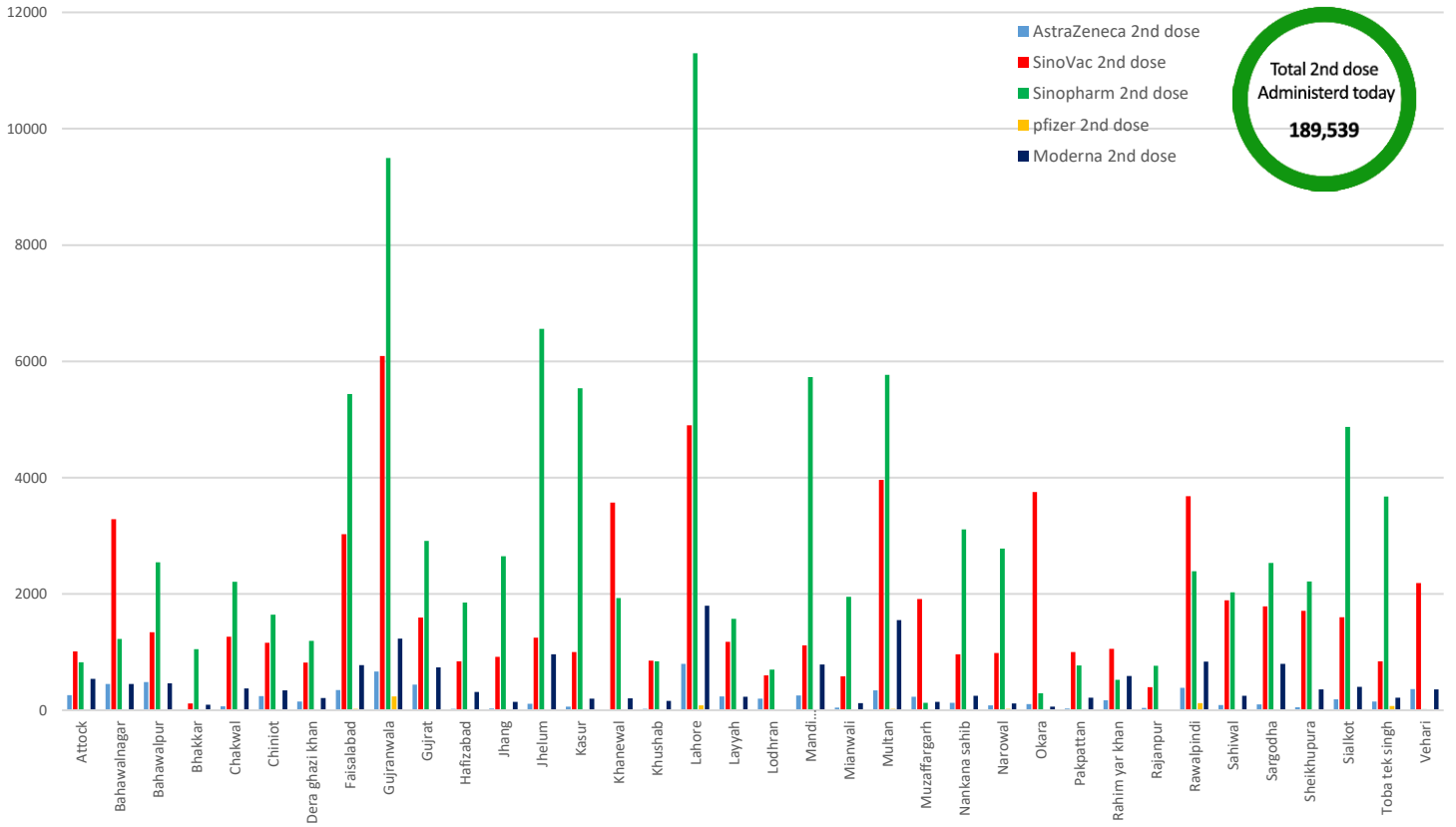
# Daily Vaccination Target Vs Achievement



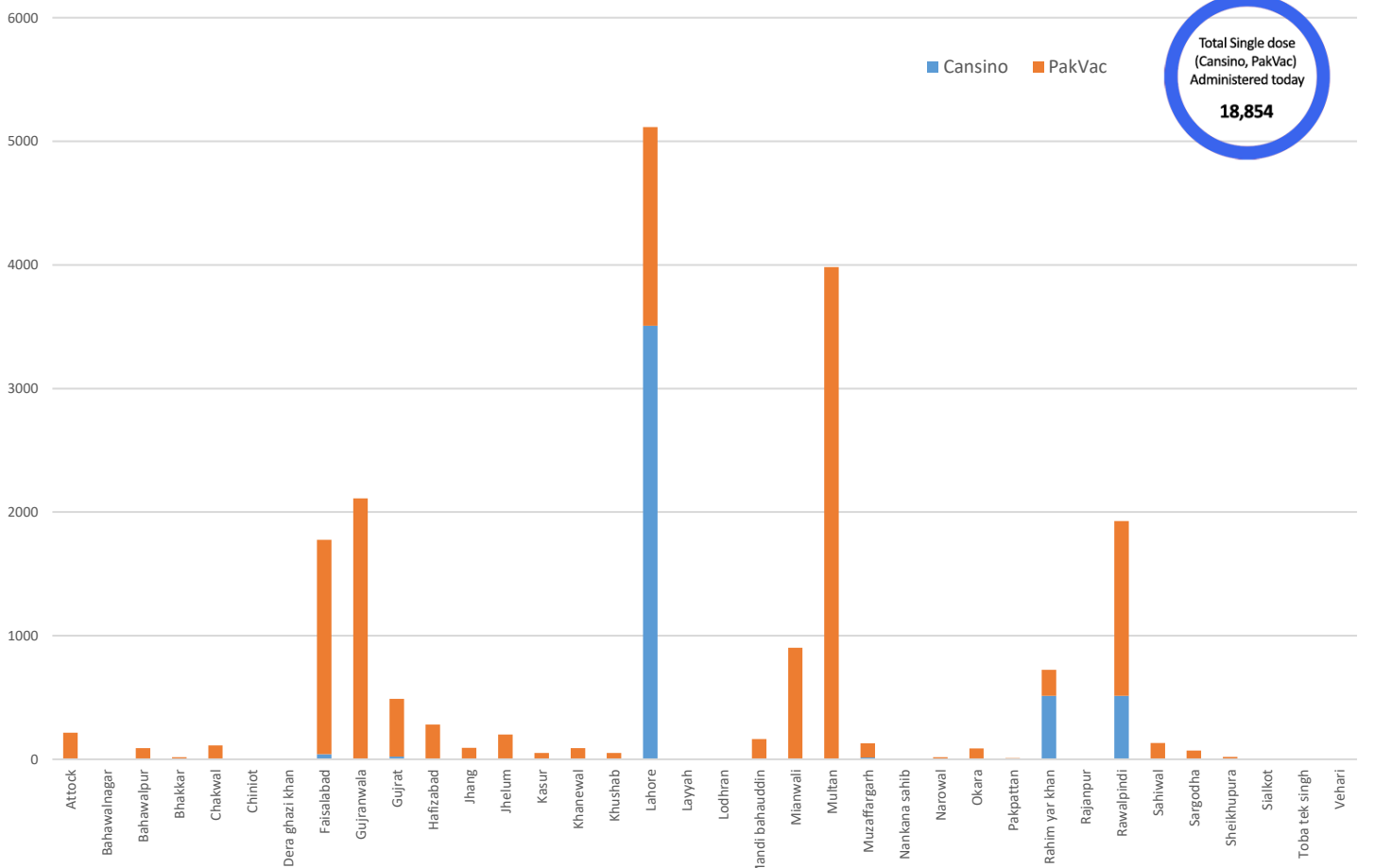
# 1st dose Administered Today



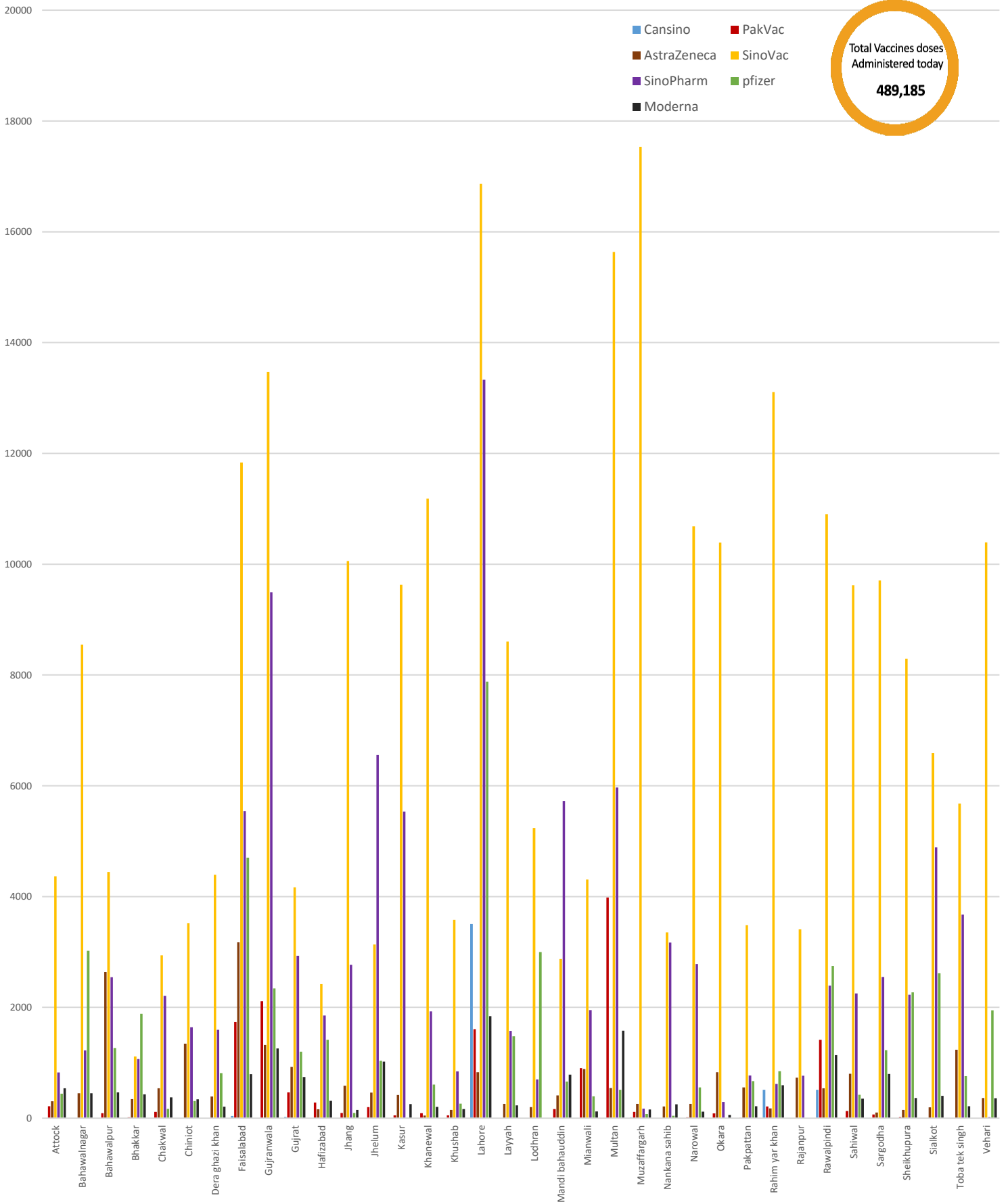
## 2<sup>nd</sup> dose Administered Today



## Single dose Administered Today (Cansino & PakVac)



# District Wise Vaccines Administered Today



**Other Vaccines type doses administered: 2,686**

## Vaccines Stock Available

District	Cansino	AstraZeneca	PakVac	SinoVac	SinoPharm	Pfizer	Moderna	Others	Vaccines Consumed Today	Total
Attock	0	10820	7635	26088	10121	16566	4335	0	6,697	75565
Bahawalnagar	0	10885	0	29587	13550	15280	2900	0	13,692	72202
Bahawalpur	0	15990	190	23000	830	29220	7350	0	11,452	76580
Bhakkar	0	656	70	308	40	11682	3139	0	4,857	15895
Chakwal	0	8440	370	14018	12379	17220	6780	0	6,341	59207
Chiniot	0	5250	0	17334	9848	17120	6300	0	7,152	55852
DG Khan	0	6323	0	22748	15561	2549	4490	0	7,408	51671
Faisalabad	26	22590	5480	26686	29064	76332	20755	17500	28,494	198433
Gujranwala	0	38090	12870	96024	35753	306720	25620	20000	30,080	535077
Gujrat	3680	18525	520	59501	7607	62026	11272	0	10,455	163131
Hafizabad	0	9100	1010	15348	10374	16356	4860	0	6,443	57048
Jhang	0	8892	0	32025	12339	17444	2705	0	13,747	73405
Jhelum	0	11900	670	39056	11050	36156	9345	0	12,412	108177
Kasur	0	16250	470	20290	11944	17550	18690	0	15,895	85194
Khanewal	0	11840	310	56732	15020	17040	5965	0	14,059	106907
Khushab	0	3030	460	22368	11229	17152	4065	0	5,047	58304
Lahore	20134	53953	19383	186234	51556	40972	0	19750	45,863	420555
Layyah	0	6475	0	24785	10000	14520	6214	0	12,145	61994
Lodhran	0	1966	0	17849	10000	14882	2195	0	9,137	46892
M.B Din	0	12300	177	16668	14012	33362	16878	0	10,624	93397
Mianwali	0	9610	6530	26772	7727	17076	2595	0	8,563	70310
Multan	0	28722	7535	49924	27595	3813	23846	19438	28,659	160873
Muzaffargarh	76	5958	1557	100519	3765	17550	3768	0	18,327	133193
Nankana Sahib	0	8850	0	18260	8223	17514	4590	0	7,028	57437
Narowal	0	9424	444	20535	783	8861	2500	0	14,415	42547
Okara	0	6360	590	36817	12141	14664	4960	0	11,659	75532
Pakpattan	0	7580	350	34378	9335	16326	6075	0	5,708	74044
RY Khan	0	16380	2900	101003	6422	38214	4500	0	16,063	169419
Rajanpur	0	6130	0	44475	9823	11570	5040	0	4,903	77038
Rawalpindi	3372	37560	24880	62790	33430	85842	14750	46060	20,457	308684
Sahiwal	12	8820	0	25330	12000	26500	750	0	13,580	73412
Sargodha	608	6771	130	39807	20465	12990	2941	18302	15,153	102014
Sheikhupura	0	12727	3254	90594	19400	28728	19573	0	13,327	174276
Sialkot	0	8887	0	23400	3804	57396	6103	0	14,700	99590
Toba TekSingh	0	8980	30	13058	14006	27444	7005	0	11,562	70523
Vehari	0	15387	0	14981	280	28244	6360	0	13,081	65252
<b>Total</b>	<b>27908</b>	<b>471421</b>	<b>97815</b>	<b>1449292</b>	<b>481476</b>	<b>1192881</b>	<b>279214</b>	<b>141050</b>	<b>489185</b>	<b>4169630</b>

**Completely Vaccinated Population (Both Single & Double dose)  
17-September-2021**

S.No	District	Total Population	Target Population	Vaccinated Till Now	% of Population Vaccinated Till Now	Target Today	Vaccinated Today	Target Achieved
1	LAYYAH	1823995	1112780	141634	12.73%	2457	12145	494.30%
2	MUZAFFARGARH	4328549	2636425	193635	7.34%	5801	18327	315.93%
3	MIANWALI	1542601	943117	161790	17.15%	3491	8563	245.29%
4	DERA GHAZI KHAN	2872631	1752042	187280	10.69%	3863	7408	191.77%
5	VEHARI	2902081	1767442	237719	13.45%	6852	13081	190.91%
6	RAJANPUR	1996039	1217534	78496	6.45%	2689	4903	182.34%
7	SARGODHA	3696212	2259188	516087	22.84%	8400	15153	180.39%
8	KHUSHAB	1280372	781592	134162	17.17%	2897	5047	174.21%
9	BAHAWALNAGAR	2975656	2237544	730634	32.65%	7940	13692	172.44%
10	RAHIM YAR KHAN	4807762	2936543	347613	11.84%	9980	16063	160.95%
11	KHANEWAL	2920233	1782411	236038	13.24%	9000	14059	156.21%
12	LODHRAN	1699693	1037378	117677	11.34%	6000	9137	152.28%
13	OKARA	3040826	1853874	159594	8.61%	8000	11659	145.74%
14	MULTAN	4746166	2894516	568852	19.65%	19400	28659	147.73%
15	BAHAWALPUR	3669176	1818970	334032	18.36%	7980	11452	143.51%
16	MANDI BAHAUDDIN	1594039	971908	385573	39.67%	7500	10624	141.65%
17	JHELMUM	1222403	745816	298191	39.98%	8768	12412	141.56%
18	JHANG	2742633	1673483	164601	9.84%	10060	13747	136.65%
19	BHAKKAR	1647852	1006815	106175	10.55%	3731	4857	130.18%
20	GUJRANWALA	5011066	3058659	757484	24.77%	24400	30080	123.28%
21	NAROWAL	1707575	827388	128247	15.50%	12232	14415	117.85%
22	NANKANA SAHIB	1354986	842951	177850	21.10%	6000	7028	117.13%
23	SAHIWAL	2513011	1535711	213923	13.93%	12059	13580	112.61%
24	HAFIZABAD	1156954	705743	159276	22.57%	5900	6443	109.20%
25	KASUR	3454881	2107547	196207	9.31%	15500	15895	102.55%
26	CHAKWAL	1495463	912549	259895	28.48%	6341	6341	100.00%
27	ATTOCK	1886378	1148969	284304	24.74%	7700	6697	86.97%
28	SHEIKHUPURA	3460004	2110859	237295	11.24%	15500	13327	85.98%
29	TOBA TEK SINGH	2191495	1335909	229209	17.16%	13880	11562	83.30%
30	GUJRAT	2756289	1681227	451353	26.85%	12700	10455	82.32%
31	LAHORE	11119985	6787033	2417341	35.62%	60000	45863	76.44%
32	SIALKOT	3894938	2375139	535545	22.55%	19500	14700	75.38%
33	FAISALABAD	7882444	4803085	742504	15.46%	40000	28494	71.24%
34	CHINIOT	1368659	835541	158689	18.99%	10060	7152	71.09%
35	RAWALPINDI	5402380	3297436	1416364	42.95%	36600	20457	55.89%
36	PAKPATTAN	1824228	1112449	147580	13.27%	16234	5708	35.16%
<b>SUM</b>		<b>109,989,655</b>	<b>66,907,573</b>	<b>13,612,849</b>	<b>20.35%</b>	<b>449,415</b>	<b>489,185</b>	<b>108.85%</b>

