



PDMA

# Board of Revenue, Punjab PDMA Punjab Daily Covid-19 Vaccination Sit-Rep

18-08-2021 11:59 PM



BOR

## Covid-19 Vaccination Summary

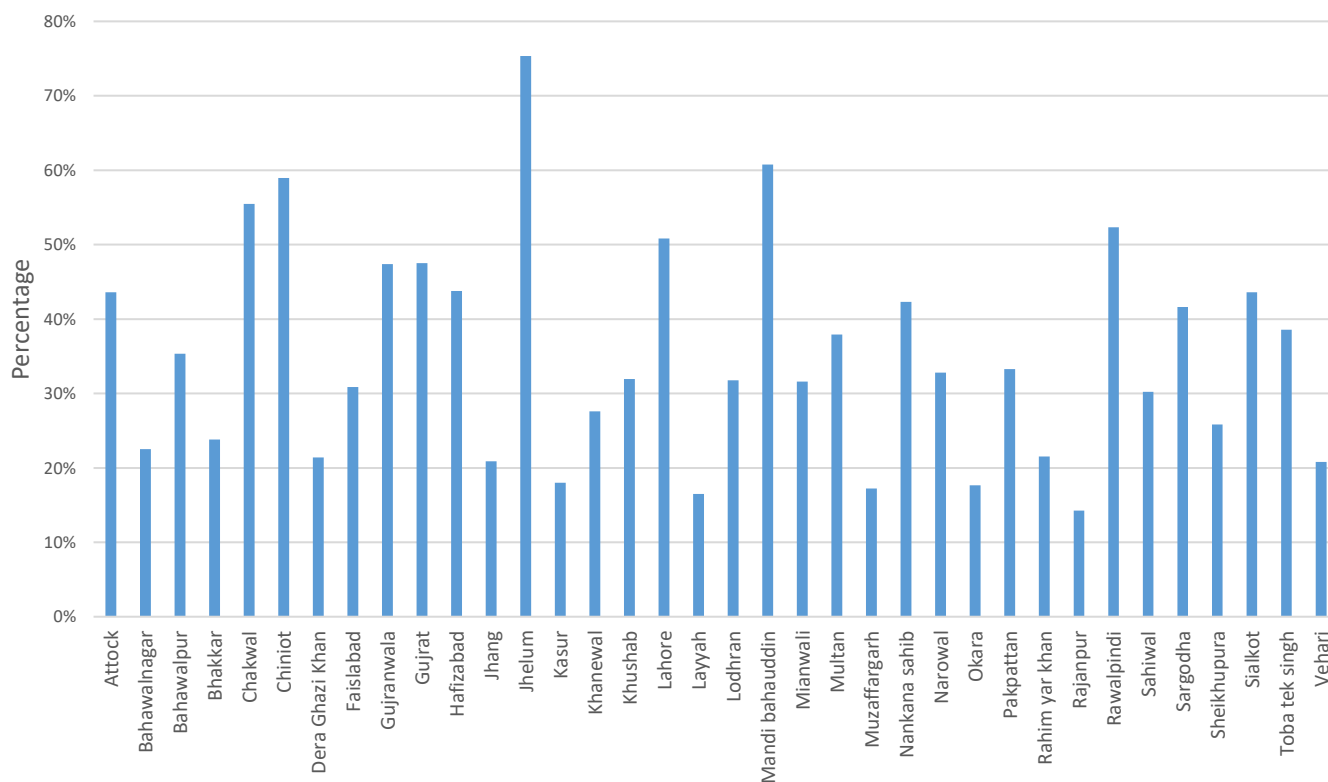
**23,462,721** persons have been vaccinated till date covering **35.07%** individuals across Punjab.

**282,343** Persons have been vaccinated today against assigned target of **385,329** in 36 districts of Punjab.

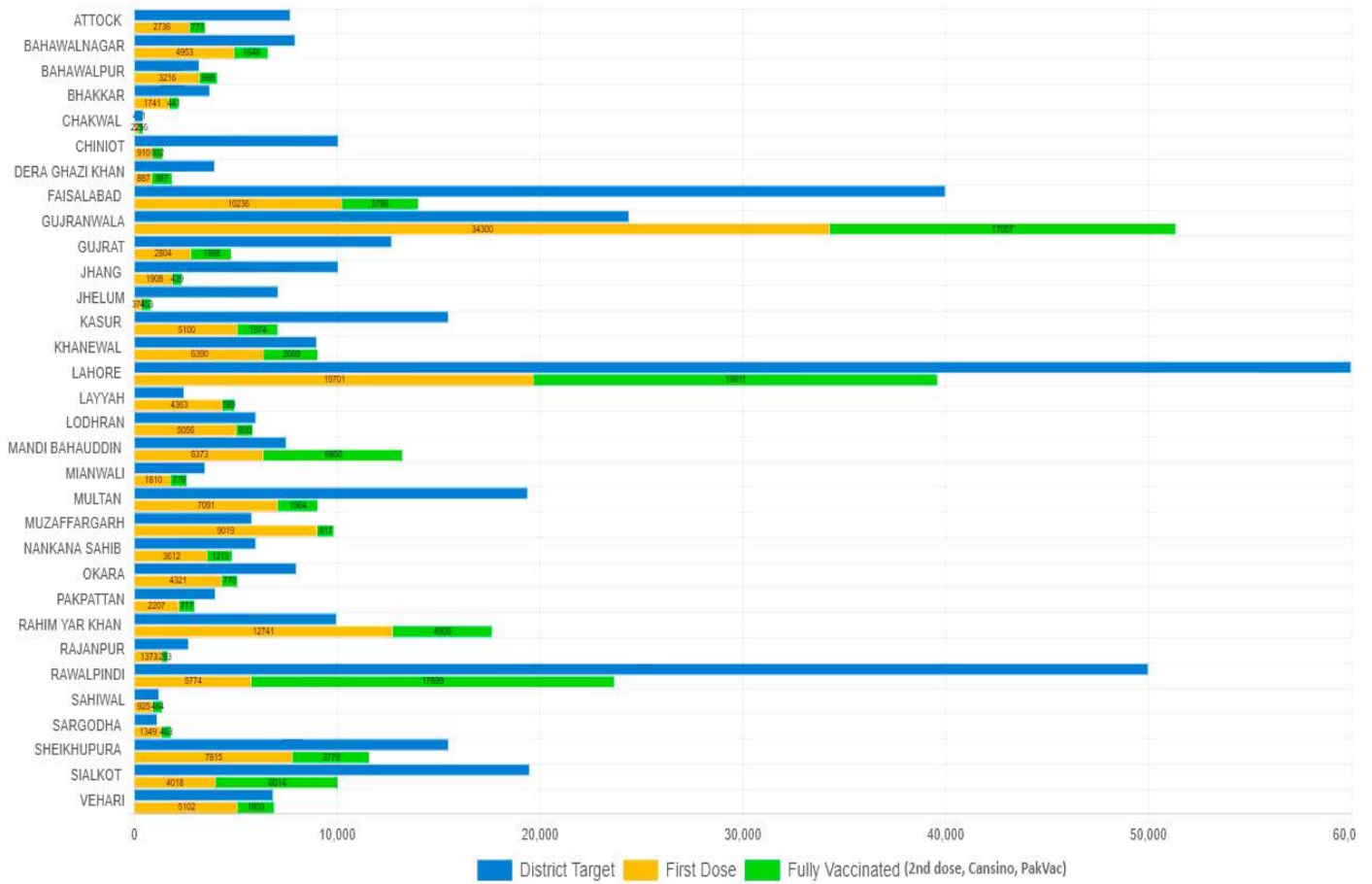
## Daily Vaccination Summary of Punjab

Total CVCs Operational	Completely Vaccinated Population till date	Targeted Population	% age covered
739	23,462,721	66,911,622	35.07%

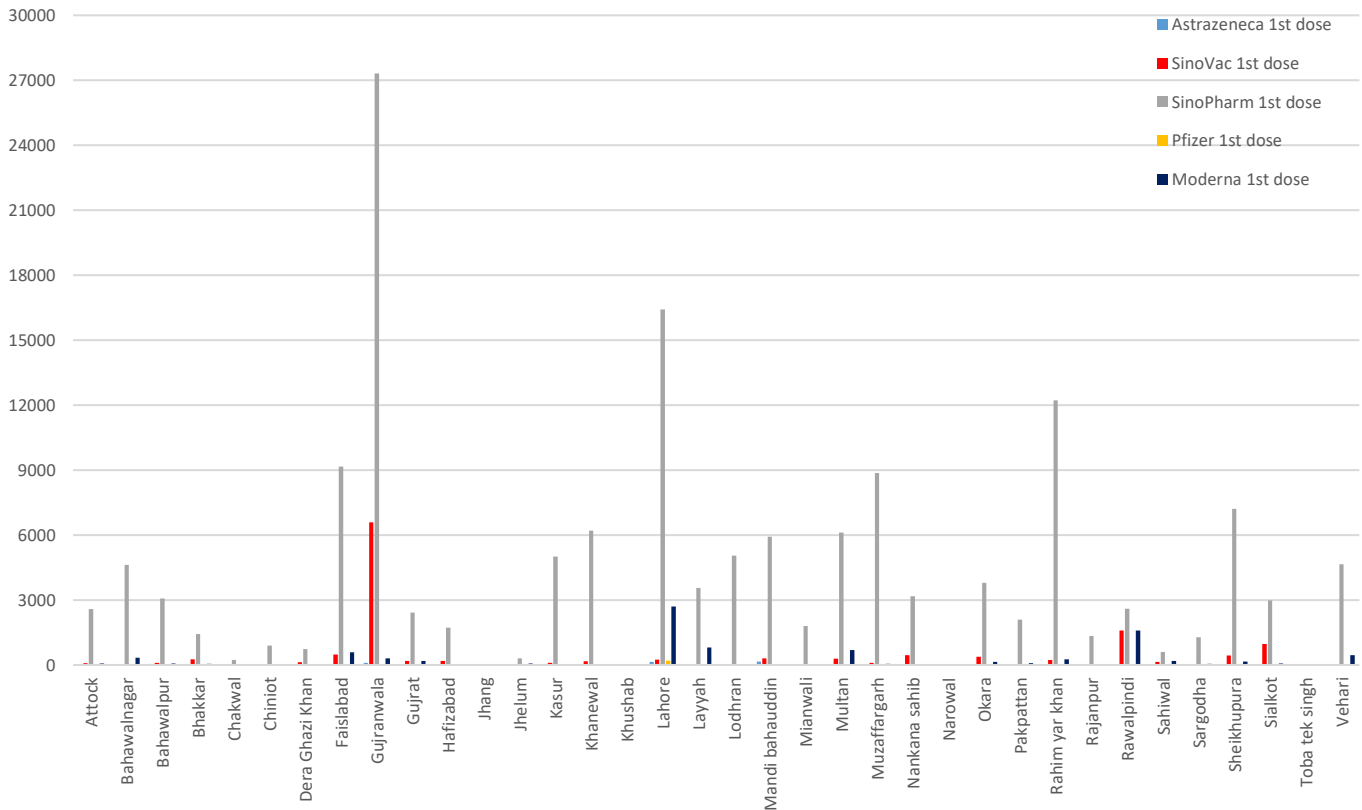
## Percentage of Population Vaccinated



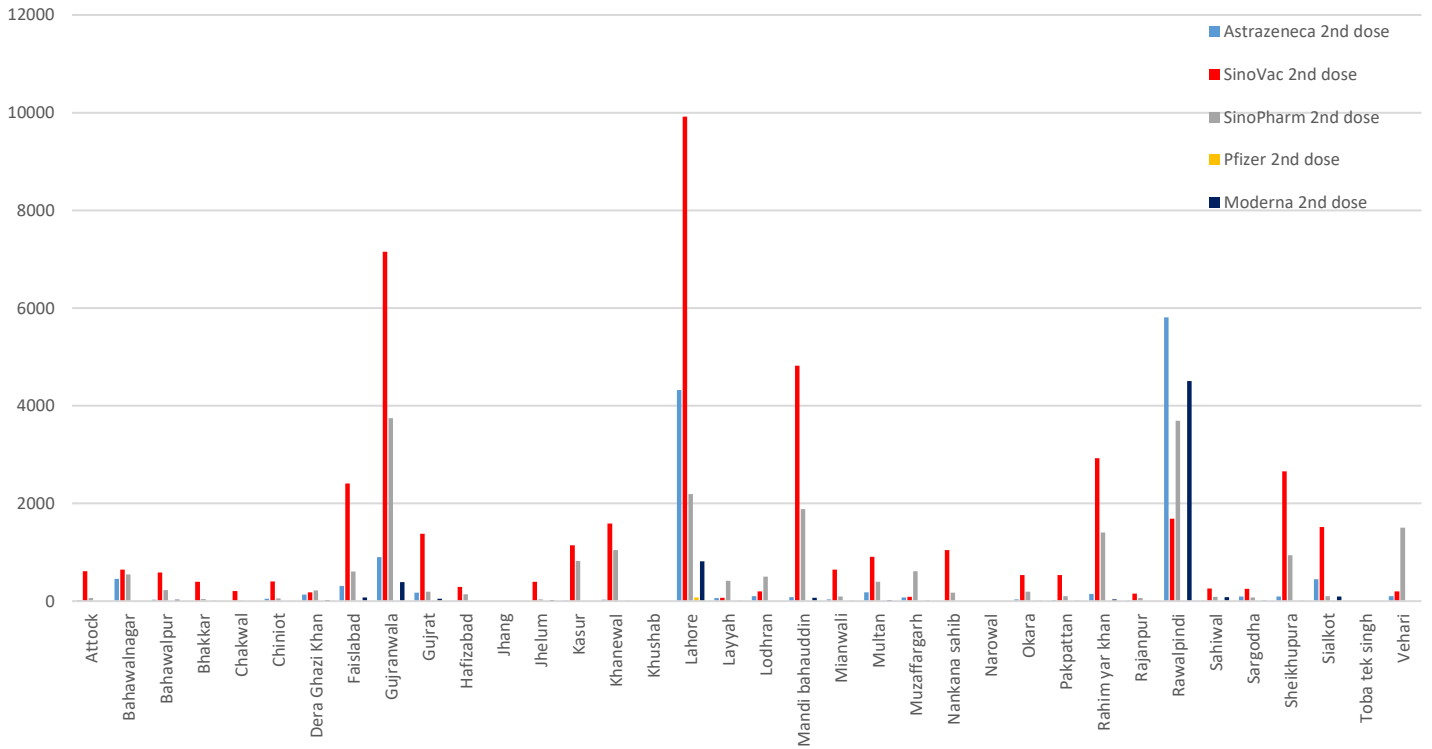
## Daily Vaccination Target Vs Achievement



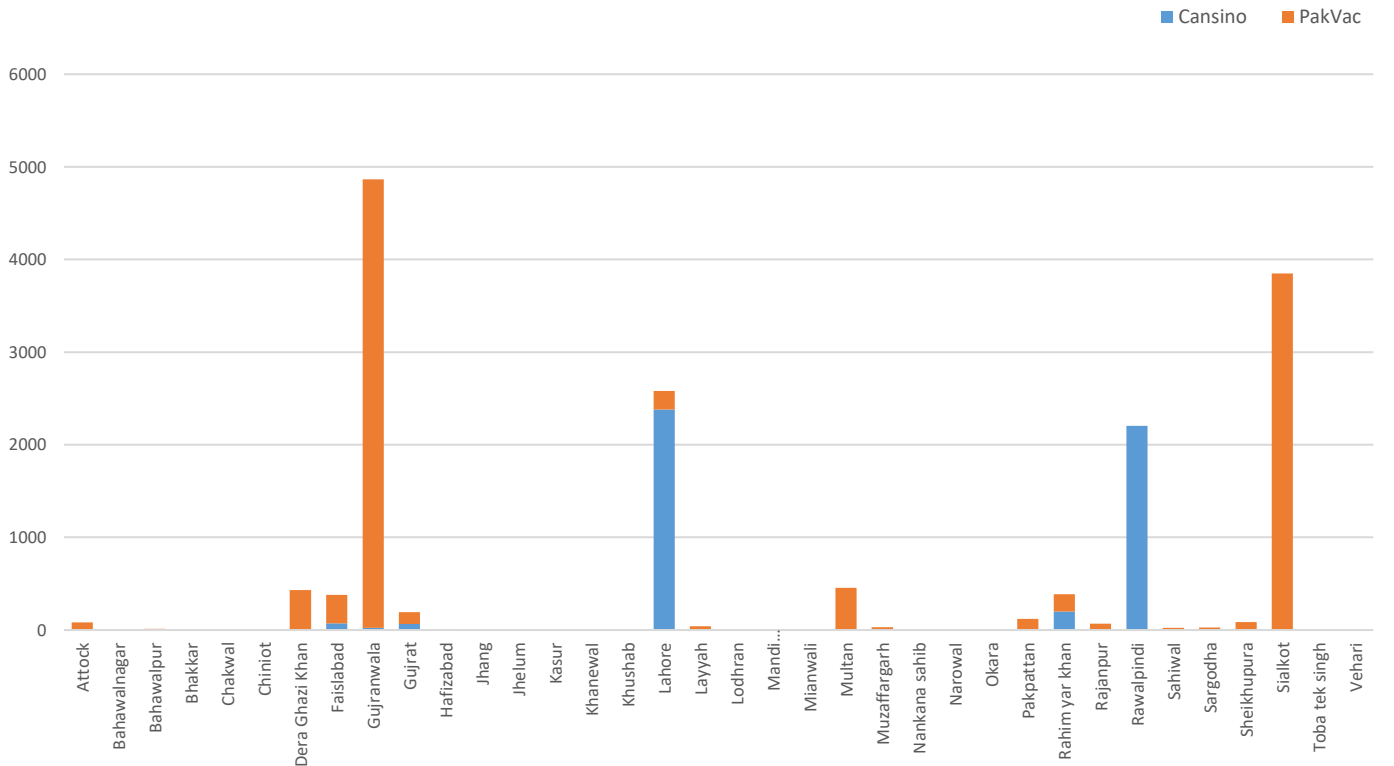
## 1<sup>st</sup> dose Administered Today



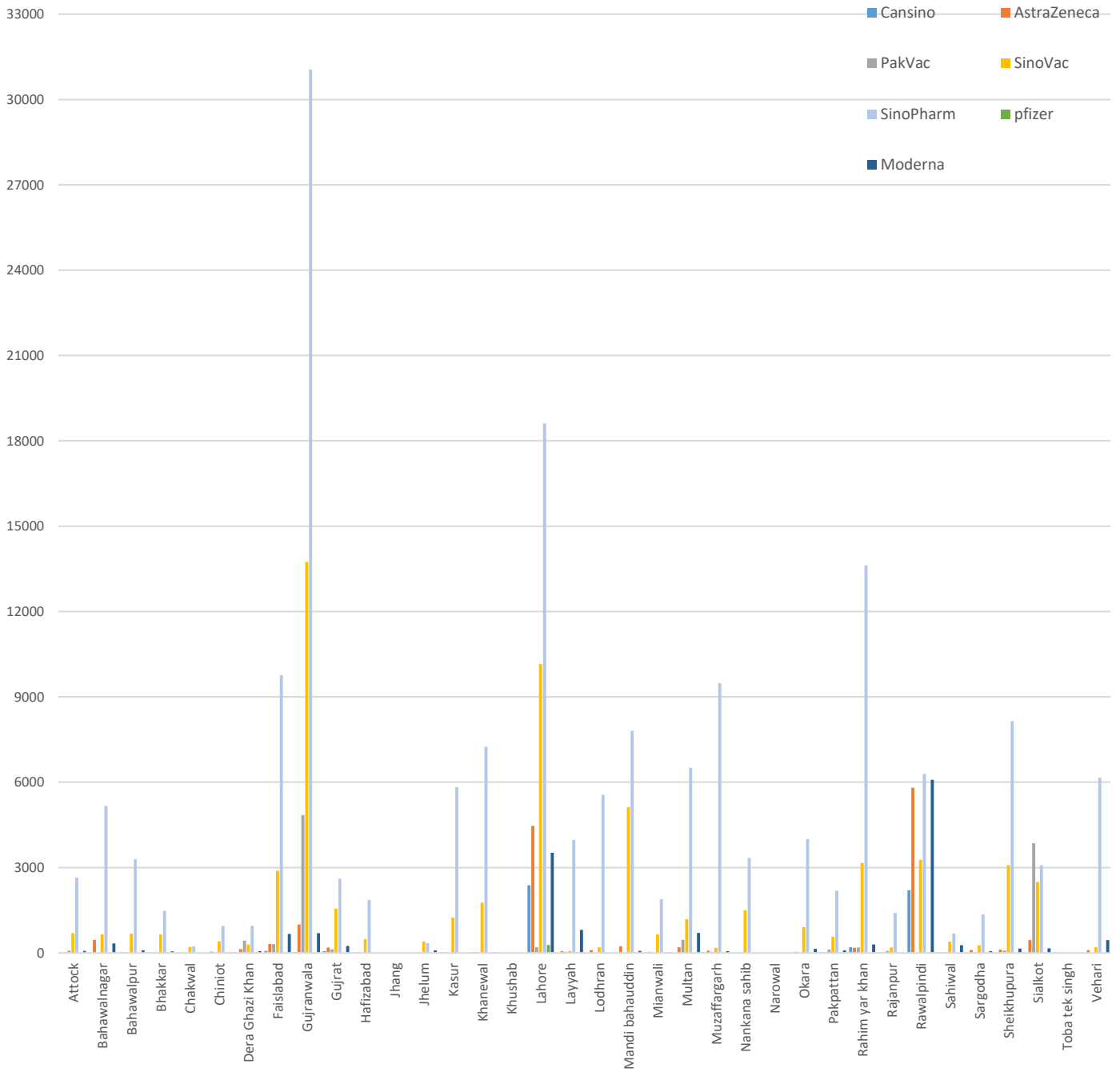
## 2<sup>nd</sup> dose Administered Today



## Single dose Vaccine Administered Today (Cansino and PakVac)



# Districtwise Vaccine Consumed Today



## Vaccines Stock Available

District	Cansino	Astra Zenca	Pak Vac	Sino Vac	SinoPham	Pfizer	Moderna	others	Vaccines Consumed Today	Total
Attock	0	1510	2117	12685	35617	0	360	0	3,509	52289
Bahawalnagar	0	2295	50	18494	9372	0	3080	0	6,601	33291
Bahawalpur	238	1920	20	22174	38942	0	5295	0	4,104	68589
Bhakkar	0	920	98	11857	24276	0	7275	0	2,182	44426
Chakwal	0	0	5090	14000	47407	0	2855	0	441	69352
Chiniot	0	1730	0	14036	27368	0	1760	0	1,412	44894
DG Khan	0	2113	2148	13121	22622	0	10480	0	1,874	50484
Faisalabad	93	5400	5110	53568	112718	0	4755	0	14,022	181644
Gujranwala	0	7200	4800	52792	61778	0	14480	0	51,357	141050
Gujrat	753	2769	3759	39407	66237	0	10112	0	4,792	123037
Hafizabad	0	710	0	13251	24337	0	0	0	2,347	38298
Jhang	0	597	0	17679	34684	0	84	0	1,611	53044
Jhelum	0	40	360	7550	29260	0	6380	0	827	43590
Kasur	0	210	130	15358	32987	0	1840	0	7,074	50525
Khanewal	0	1340	150	19360	43366	0	1790	0	9,059	66006
Lahore	0	1330	130	17082	22780	0	1490	0	39,612	42812
Layyah	0	1516	0	16400	25107	0	0	0	4,952	43023
Lodhran	0	710	0	5333	15447	0	548	0	5,856	22038
MB Din	0	1590	200	15826	57128	0	1060	0	13,223	75804
Mianwali	0	3670	5065	43072	101522	0	9928	0	2,586	163257
Multan	120	731	940	1954	43694	0	3687	0	9,055	51126
Muzafargarh	93	3540	90	14516	34808	0	700	0	9,836	53747
Nankana Sahib	0	1800	50	20600	32965	0	1962	0	4,831	57377
Okara	0	2610	10	29580	40817	0	9390	0	5,091	82407
Pakpattan	0	720	1945	14829	24454	0	4570	0	2,984	46518
Rahim Yar Khan	50	0	5800	8360	83036	0	0	0	17,646	97246
Rajanpur	12	1380	30	18998	36392	0	8160	0	1,666	64972
Rawalpindi	166	3760	440	31704	83126	114	6515	0	23,673	125825
Sahiwal	0	3269	5149	42246	38810	0	11176	0	1,389	100650
Sargodha	87	2490	3850	23646	62317	0	7000	0	1,812	99390
Sheikhupura	0	4030	14	19230	35000	0	3567	0	11,593	61841
Sialkot	0	1510	2117	12685	35617	0	360	0	10,032	262345
Vehari	238	1920	20	22174	38942	0	5295	0	6,905	33291
<b>Total</b>	<b>7381</b>	<b>78770</b>	<b>51665</b>	<b>733502</b>	<b>1572192</b>	<b>114</b>	<b>179832</b>	<b>0</b>	<b>283,954</b>	<b>68589</b>

**Completely Vaccinated Population (Both single & double dose)**

**18-August-2021**

#	District	Total Population	Target Population	Vaccinated Till Now	% of Population Vaccinated Till Now	Target Today	Vaccinated Today	Target Achieved
1	MANDI BHAUDDIN	1594039	971908	204293	0.21%	7500	19894	2.65%
2	GUJRANWALA	5011066	3058659	380797	0.12%	24400	51357	2.10%
3	LAYYAH	1823995	1112780	51308	0.05%	2457	4952	2.02%
4	RAHIM YAR KHAN	4807762	2936543	184968	0.06%	9980	17646	1.77%
5	MUZAFFARGARH	4328549	2636425	99570	0.04%	5801	9836	1.70%
6	SARGODHA	3696212	2259188	313933	0.14%	1130	1812	1.60%
7	BAHAWALPUR	3669176	1818970	172373	0.09%	3211	4104	1.28%
8	SAHIWAL	2513011	1535711	111823	0.07%	1223	1389	1.14%
9	VEHARI	2902081	1767442	114481	0.06%	6852	6905	1.01%
10	KHANEWAL	2920233	1782411	113837	0.06%	9000	9059	1.01%
11	CHAKWAL	1495463	912549	130594	0.14%	441	441	1.00%
12	LODHRAN	1699693	1037378	62493	0.06%	6000	5856	0.98%
13	BAHAWALNAGAR	2975656	2237544	600865	0.27%	7940	6601	0.83%
14	NANKANA SAHIB	1354986	842951	90876	0.11%	6000	4831	0.81%
15	SHEIKHUPURA	3460004	2110859	77000	0.04%	15500	11593	0.75%
16	PAKPATTAN	1824228	1112449	67792	0.06%	4000	2984	0.75%
17	MIANWALI	1542601	943117	76543	0.08%	3491	2586	0.74%
18	LAHORE	11119985	6787033	1643801	0.24%	60000	39683	0.66%
19	OKARA	3040826	1853874	60786	0.03%	8000	5091	0.64%
20	RAJANPUR	1996039	1217534	39503	0.03%	2689	1666	0.62%
21	BHAKKAR	1647852	1006815	43800	0.04%	3731	2182	0.58%
22	SIALKOT	3894938	2375139	293204	0.12%	19500	10026	0.51%
23	RAWALPINDI	5402380	3297436	1048615	0.32%	50000	23673	0.47%
24	DERA GHAZI KHAN	2872631	1752042	145738	0.08%	3963	1874	0.47%
25	MULTAN	4746166	2894516	314265	0.11%	19400	9055	0.47%
26	KASUR	3454881	2107547	72742	0.03%	15500	7074	0.46%
27	ATTOCK	1886378	1148969	135937	0.12%	7700	3509	0.46%
28	GUJRAT	2756289	1681227	249650	0.15%	12700	4783	0.38%
29	FAISALABAD	7882444	4803085	422527	0.09%	40000	14022	0.35%
30	HAFIZABAD	1156954	705743	78942	0.11%	5900	1611	0.27%
31	JHANG	2742633	1673483	78425	0.05%	10060	2347	0.23%
32	CHINIOT	1368659	835541	83324	0.10%	10060	1412	0.14%
33	JHELUM	1222403	745816	151802	0.20%	7100	827	0.12%
	<b>SUM</b>	<b>104,810,213</b>	<b>63,962,684</b>	<b>7,716,607</b>	<b>12.06%</b>	<b>391229</b>	<b>290681</b>	<b>74.30%</b>

