



PDMA

Board of Revenue, Punjab PDMA Punjab Daily Covid-19 Vaccination Sit-Rep

19-08-2021 11:59 PM



BOR

Covid-19 Vaccination Summary

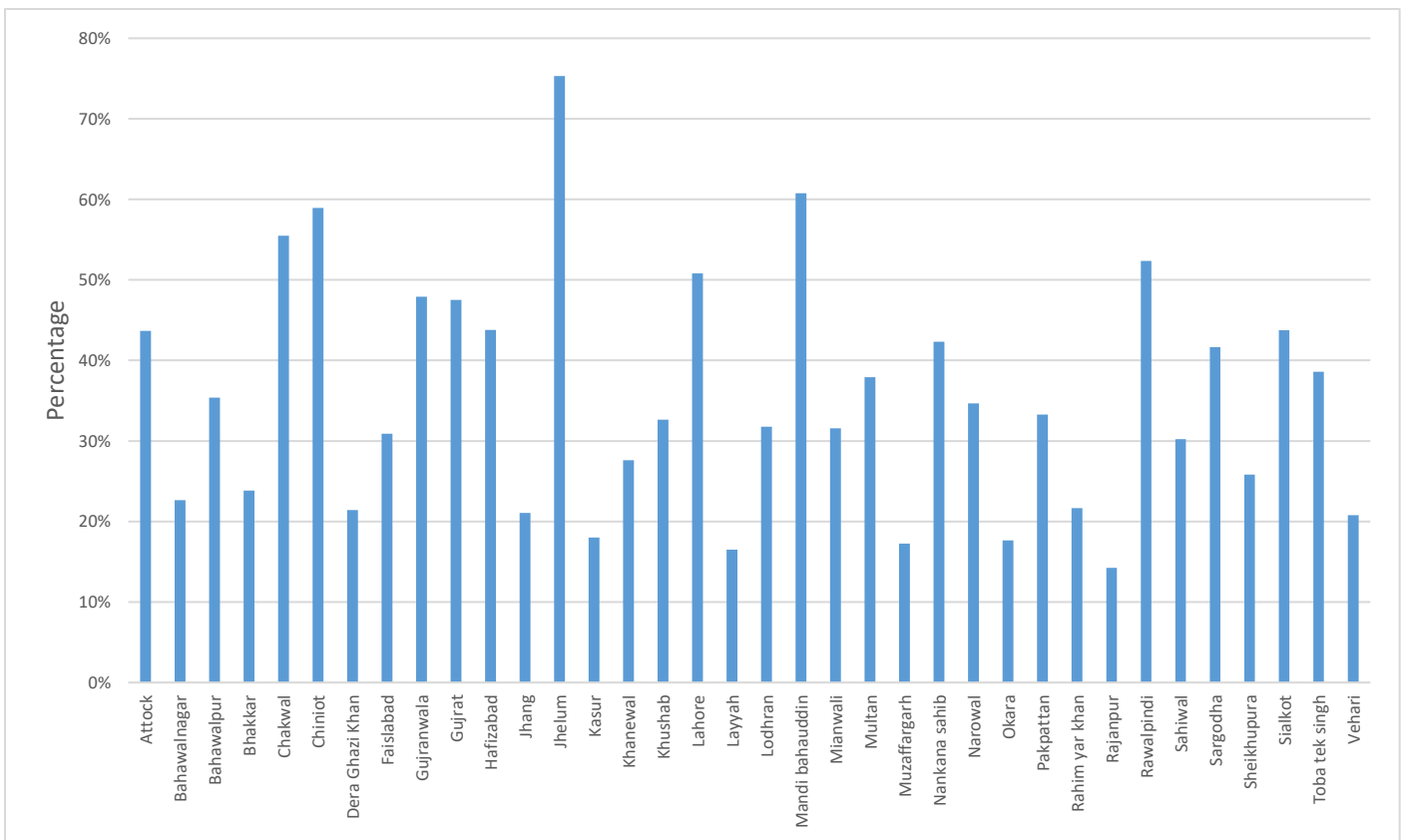
23,514,138 persons have been vaccinated till date covering **35.14%** individuals across Punjab.

39,196 Persons have been vaccinated today against assigned target of **53,169** in **36** districts of Punjab.

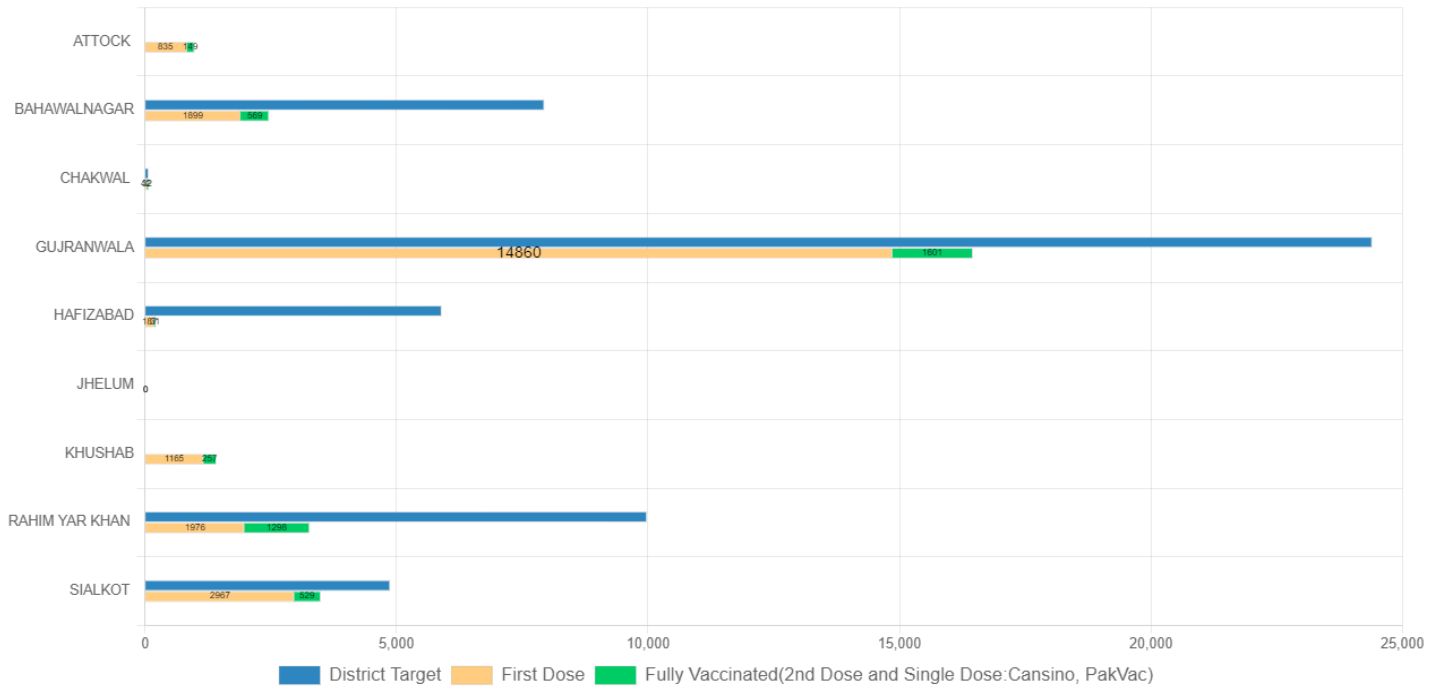
Daily Vaccination Summary of Punjab

Total CVCs Operational	Completely Vaccinated Population till date	Targeted Population	% age covered
133	23,514,138	66,911,622	35.14%

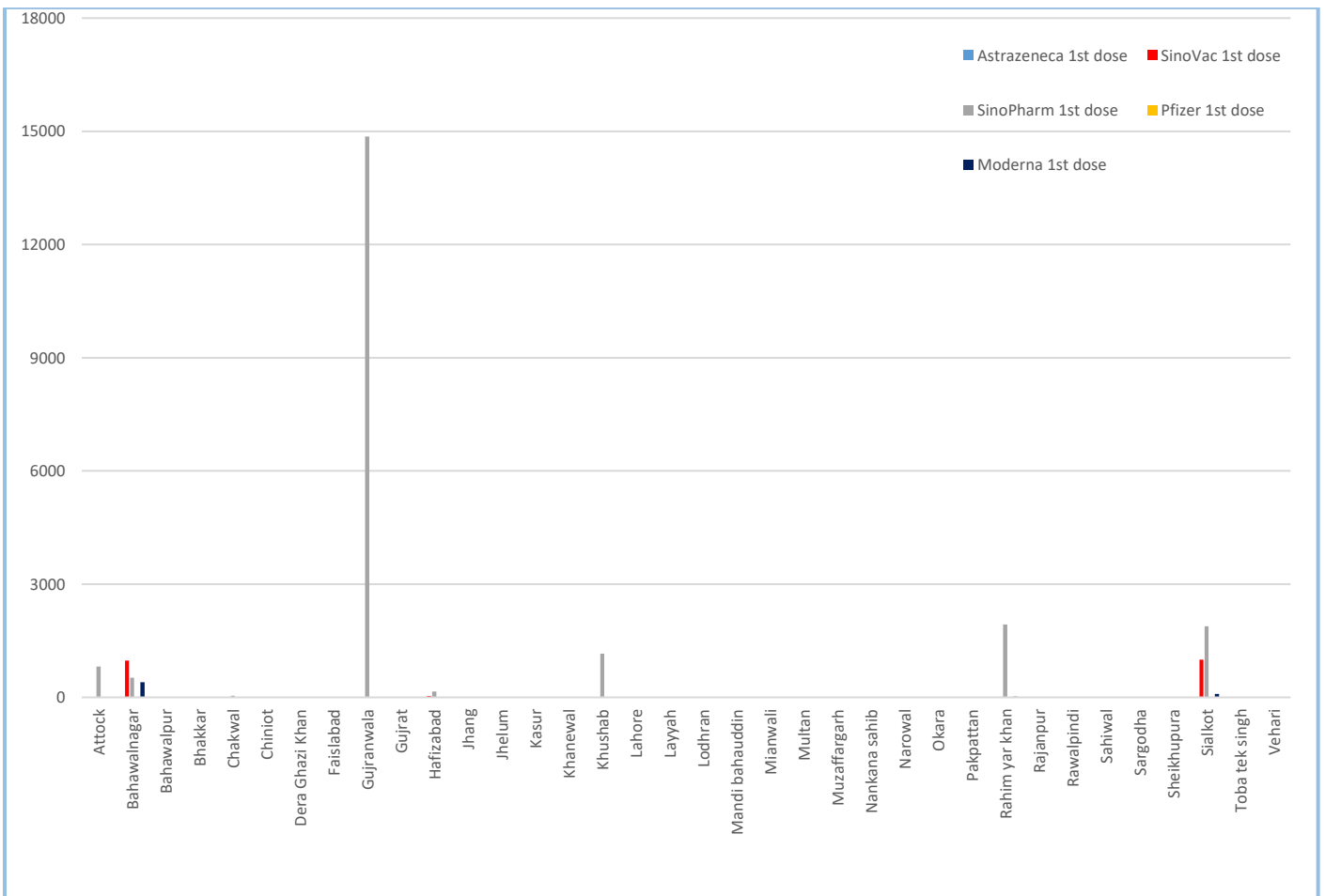
Percentage of Population Vaccinated



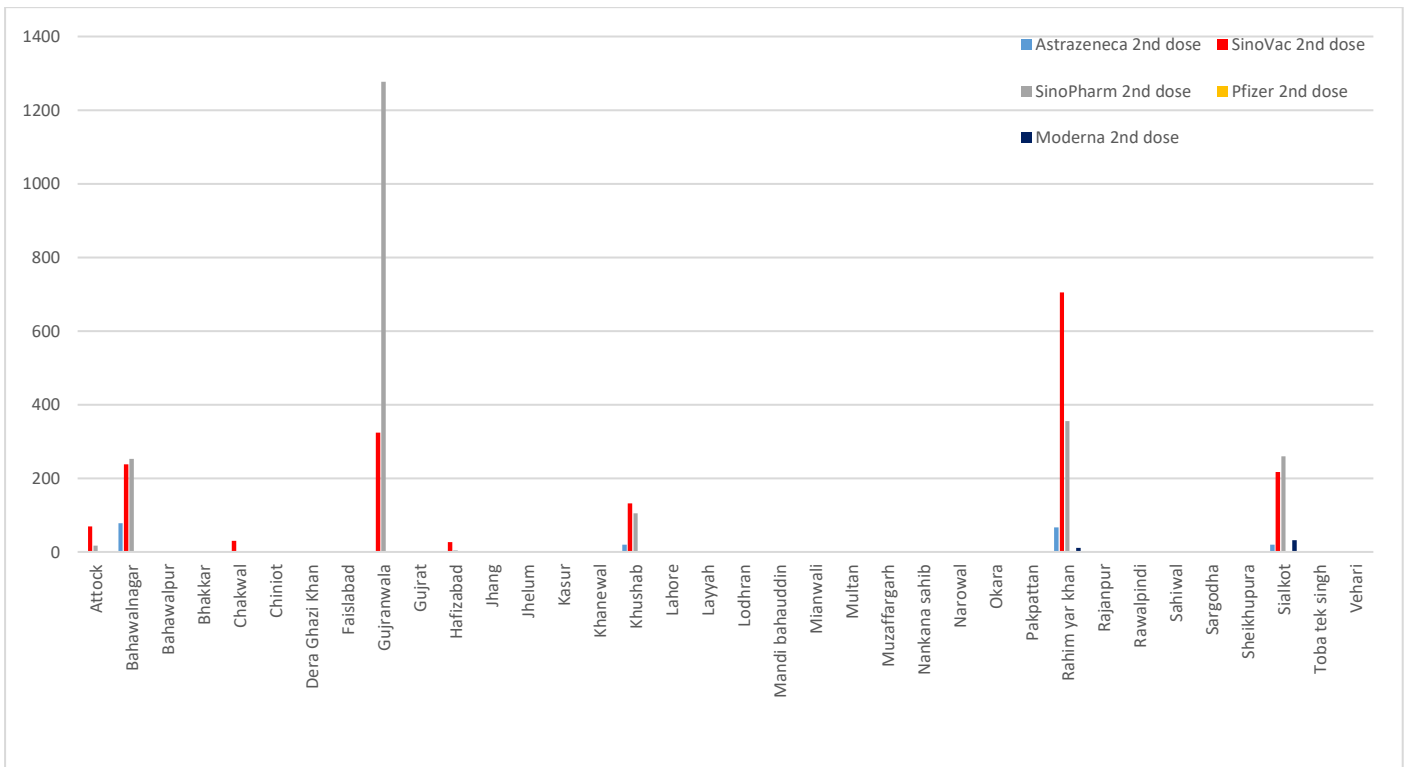
Daily Vaccination Target Vs Achievement



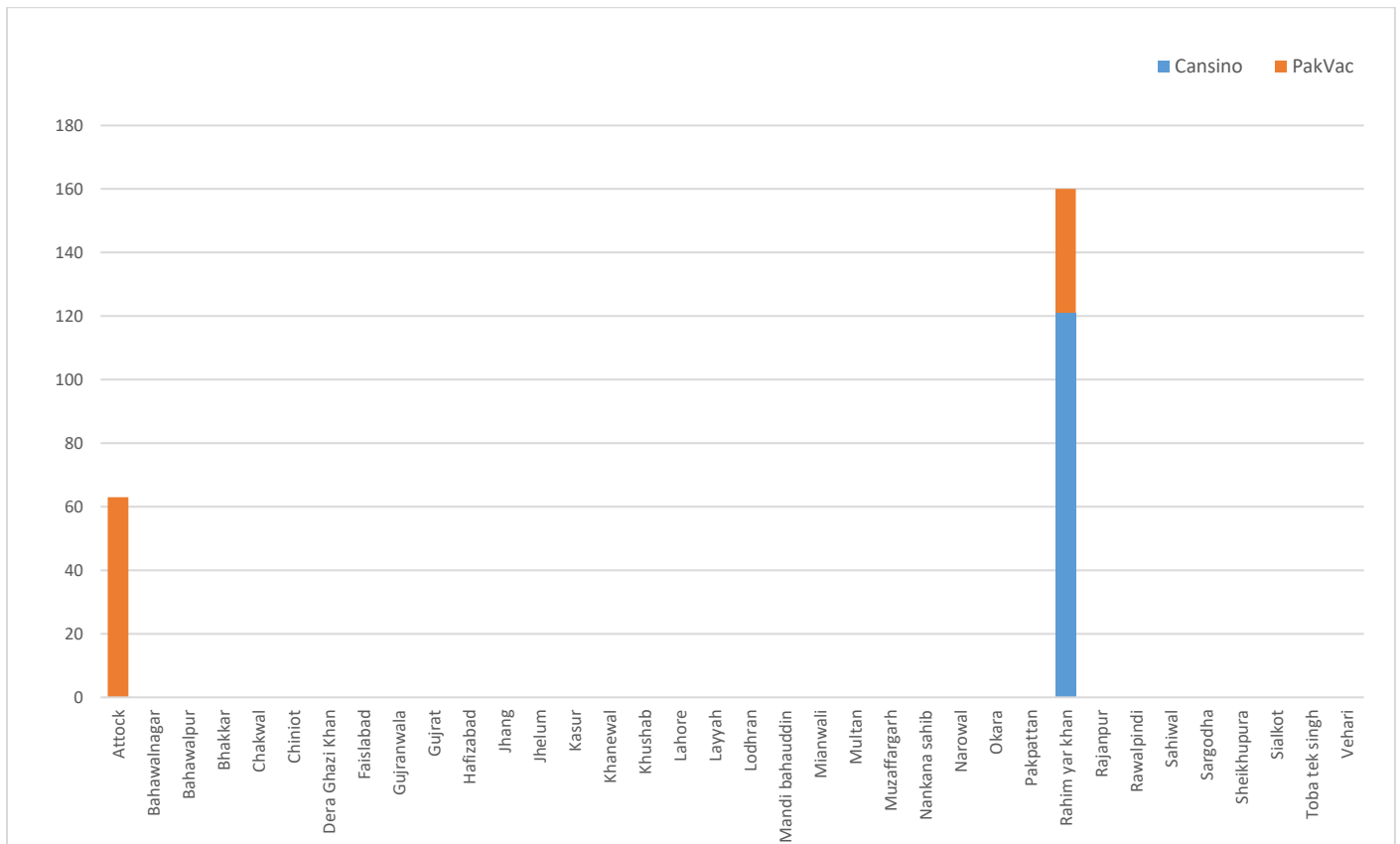
1st dose Administered Today



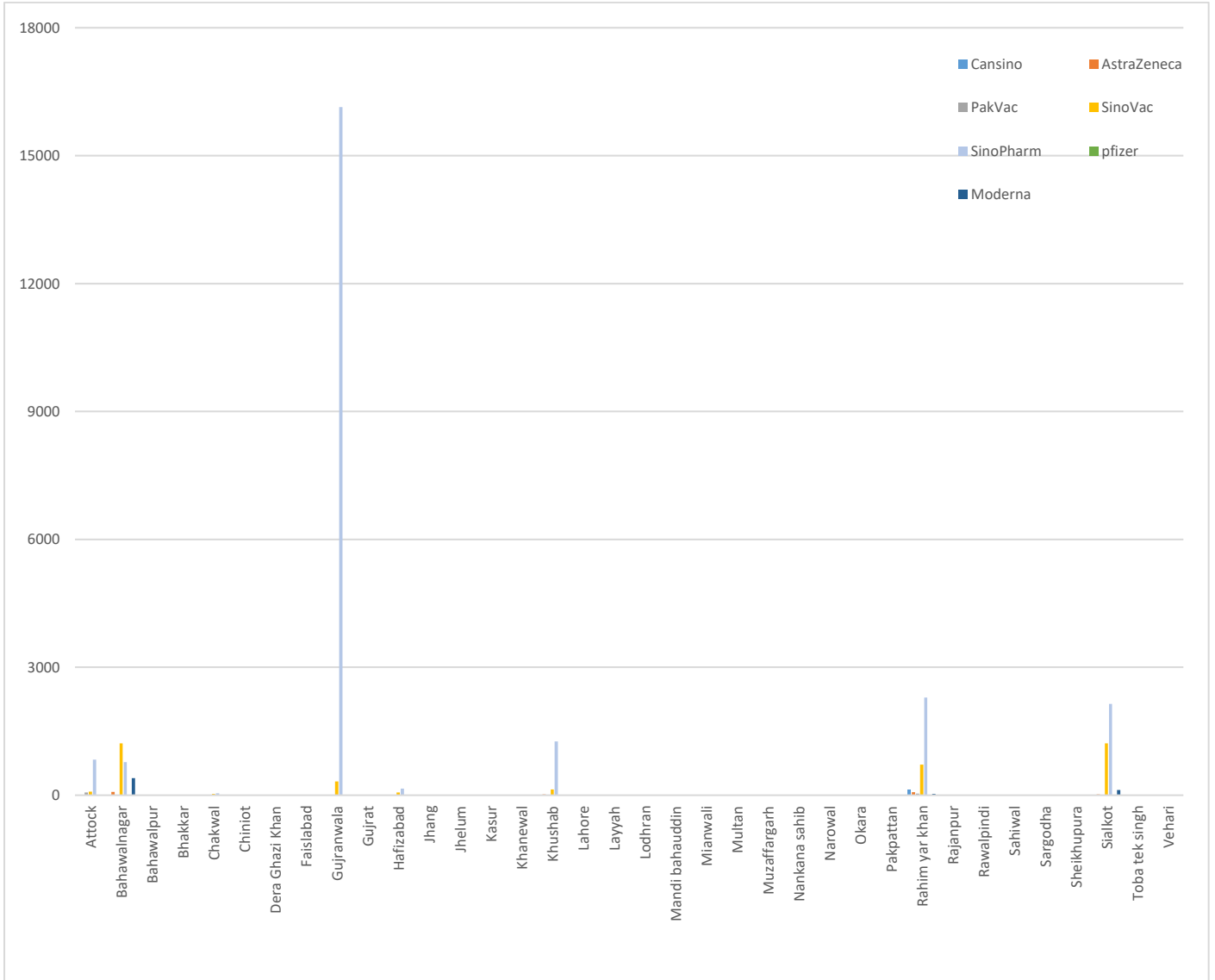
2nd dose Administered Today



Single dose Vaccine Administered Today (Cansino and PakVac)



Districtwise Vaccine Consumed Today



Vaccines Stock Available

District	Cansino	Astra Zenca	Pak Vac	Sino Vac	SinoPham	Pfizer	Moderna	others	Vaccines Consumed Today	Total
Attock	0	1490	5890	31223	54183	0	340	0	984	93126
Bahawalnagar	0	1830	50	17842	20206	0	2740	0	2,468	42668
Bahawalpur	238	1920	20	22174	38942	0	5295	0	-	68589
Bhakkar	0	920	98	11857	24276	0	7275	0	-	44426
Chakwal	0	0	5090	13794	47172	0	2855	0	74	68911
Chiniot	0	1730	0	14036	27368	0	1760	0	-	44894
DG Khan	0	2113	2148	13121	22622	0	10480	0	-	50484
Faisalabad	93	5400	5110	53568	112718	0	4755	0	-	181644
Gujranwala	0	6200	0	40902	130254	0	13790	0	16,461	191146
Gujrat	753	2769	3759	39407	66237	0	10112	0	-	123037
Hafizabad	0	660	0	12654	23424	0	1110	0	218	37848
Jhang	0	597	0	17679	34684	0	84	0	1,611	53044
Jhelum	0	4840	360	7154	28919	0	6290	0	-	47563
Kasur	0	210	130	15358	32987	0	1840	0	-	50525
Khanewal	0	1340	150	19360	43366	0	1790	0	-	66006
Khushab	0	2180	50	12012	21818	0	230	0	-	36290
Lahore	0	1330	130	17082	22780	0	1490	0	-	42812
Layyah	0	1516	0	16400	25107	0	0	0	-	43023
Lodhran	0	710	0	5333	15447	0	548	0	-	22038
MB Din	0	1590	200	15826	57128	0	1060	0	-	75804
Mianwali	0	3670	5065	43072	101522	0	9928	0	-	163257
Multan	120	731	940	1954	43694	0	3687	0	-	51126
Muzafargarh	93	3540	90	14516	34808	0	700	0	-	53747
Nankana Sahib	0	1800	50	20600	32965	0	1962	0	-	57377
Okara	0	2610	10	29580	40817	0	9390	0	-	82407
Pakpattan	0	720	1945	14829	24454	0	4570	0	-	46518
Rahim Yar Khan	0	2610	10	27222	25619	0	9300	0	3,274	64761
Rajanpur	12	1380	30	18998	36392	0	8160	0	-	64972
Rawalpindi	166	3760	440	31704	83126	114	6515	0	-	125825
Sahiwal	0	3269	5149	42246	38810	0	11176	0	-	100650
Sargodha	87	2490	3850	23646	62317	0	7000	0	-	99390
Sheikhupura	0	4030	14	19230	35000	0	3567	0	-	61841
Sialkot	87	2040	0	27240	65639	0	6835	0	3,496	101841
TT Singh	0	670	180	13258	29874	0	0	670	-	50252
Vehari	238	1920	20	22174	38942	0	5295	0	-	33291
Total	1649	74585	40978	747051	1543617	114	161929	670	28586	2541133

**Completely Vaccinated Population (Both single & double dose)
19-August-2021**

#	District	Total Population	Target Population	Vaccinated Till Now	% of Population Vaccinated Till Now	Target Today	Vaccinated Today	Target Achieved
1	ATTOCK	1886378	1148969	136086	0.12%	900	984	109.33%
2	KHUSHAB	1280372	781592	66813	0.09%	1400	1422	101.57%
3	CHAKWAL	1495463	912549	130626	0.14%	74	74	1.00%
4	SIALKOT	3894938	2375139	293733	0.12%	4875	3496	0.72%
5	GUJRANWALA	5011066	3058659	382398	0.13%	24400	16461	0.67%
6	RAHIM YAR KHAN	4807762	2936543	186266	0.06%	9980	3274	0.33%
7	BAHAWALNAGAR	2975656	2237544	601434	0.27%	7940	2468	0.31%
8	HAFIZABAD	1156954	705743	78973	0.11%	5900	218	0.04%
9	JHELUM	1222403	745816	151802	0.20%	0	0	0.00%
10	SUM	23730992	14902554	2028131	0.14%	53169	28397	0.53%
	SUM	47,461,984	29,805,108	4,056,262	13.61%	108638	56794	52.28%

