



PDMA

Board of Revenue, Punjab PDMA Punjab Daily Covid-19 Vaccination Sit-Rep

21-10-2021 11:59 PM



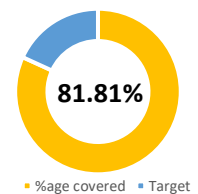
BOR

Covid-19 Vaccination Summary

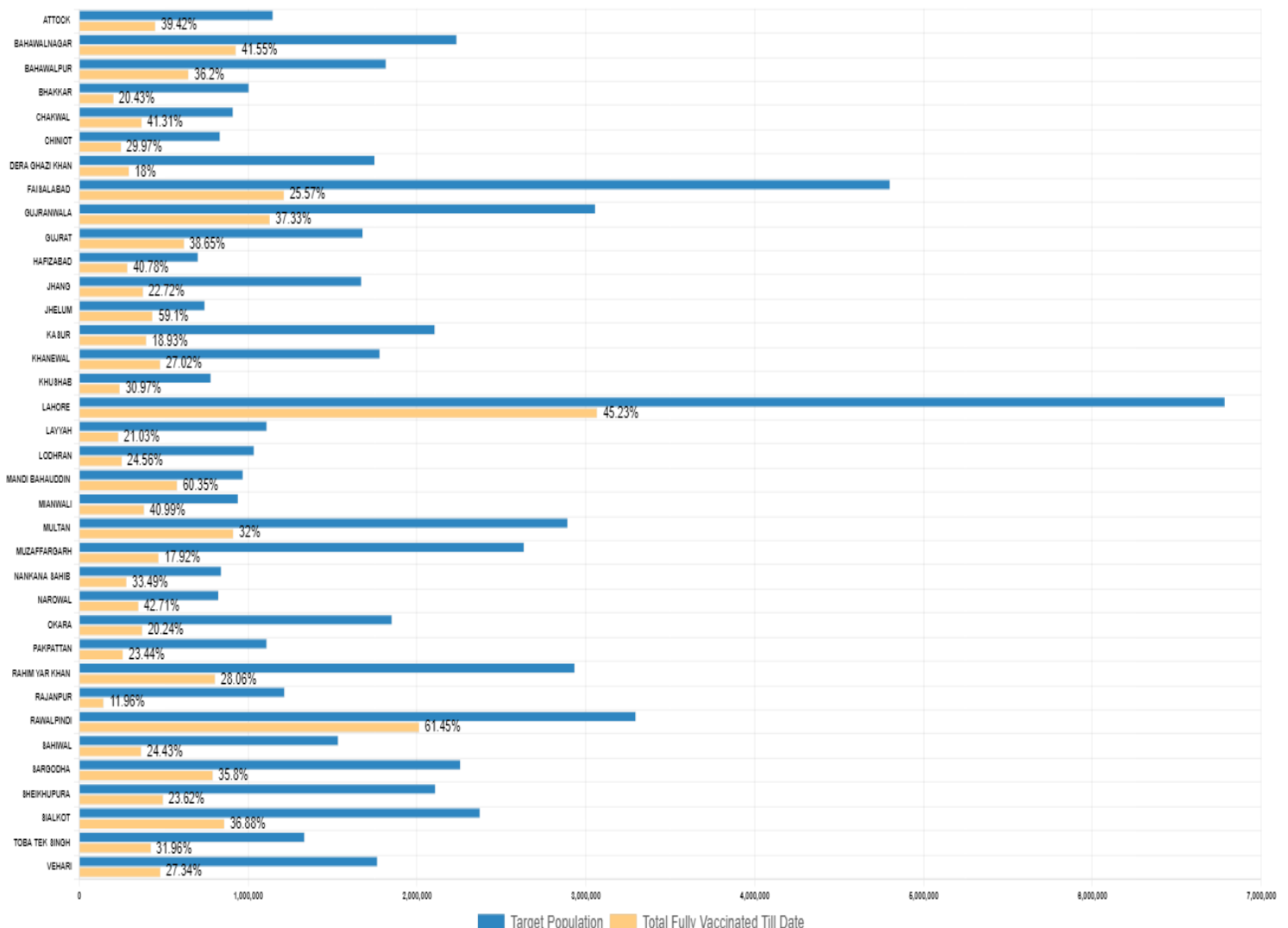
54,739,455 persons have been vaccinated till date covering **81.81%** individuals across Punjab.
457,214 persons were vaccinated today against assigned target of **791,638** in all 36 districts of Punjab.

Daily Vaccination Summary of Punjab

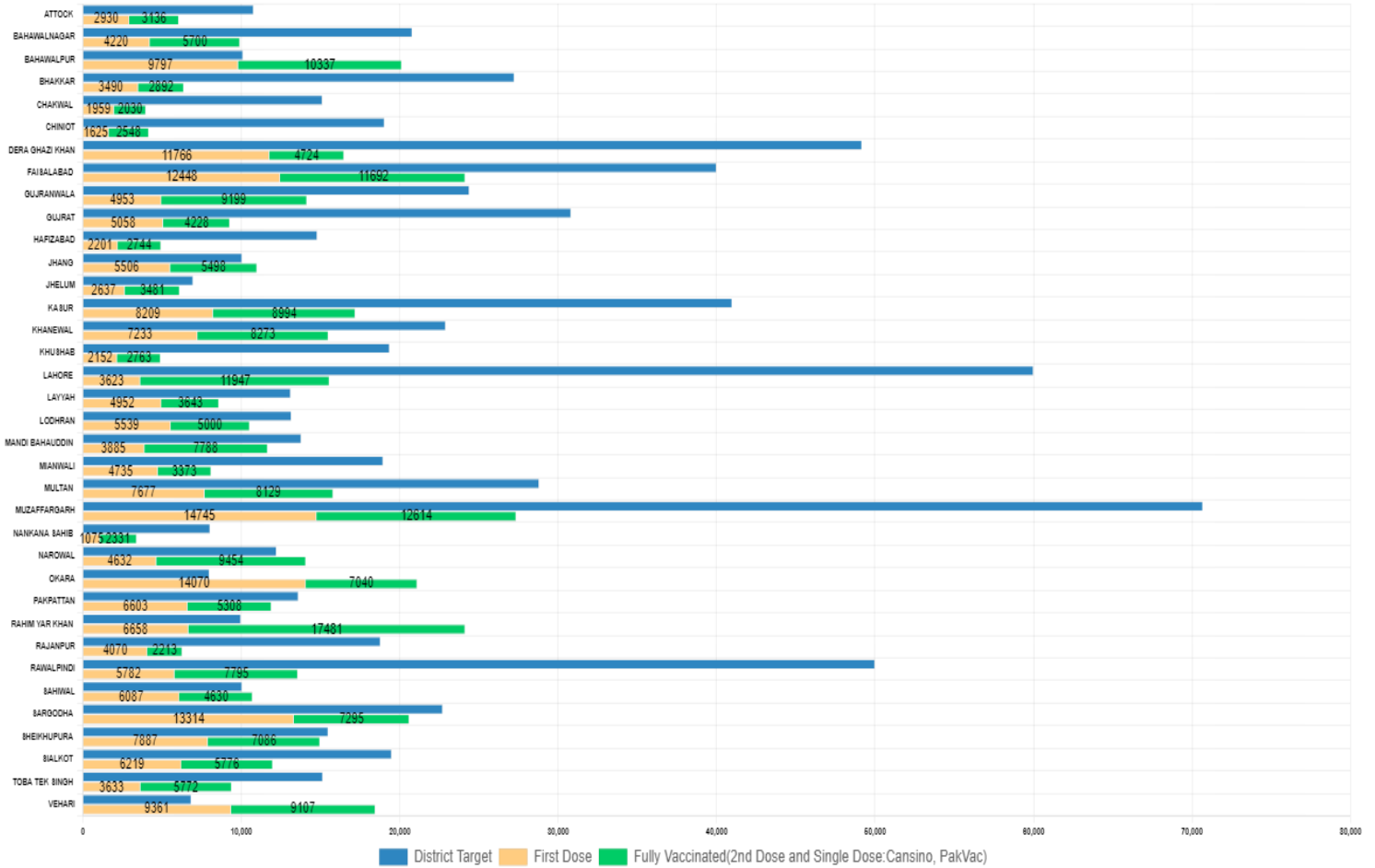
Total CVCs Operational	Total Vaccinated till date	Targeted Population	%age Covered
800	54,739,455	66,907,573	81.81%



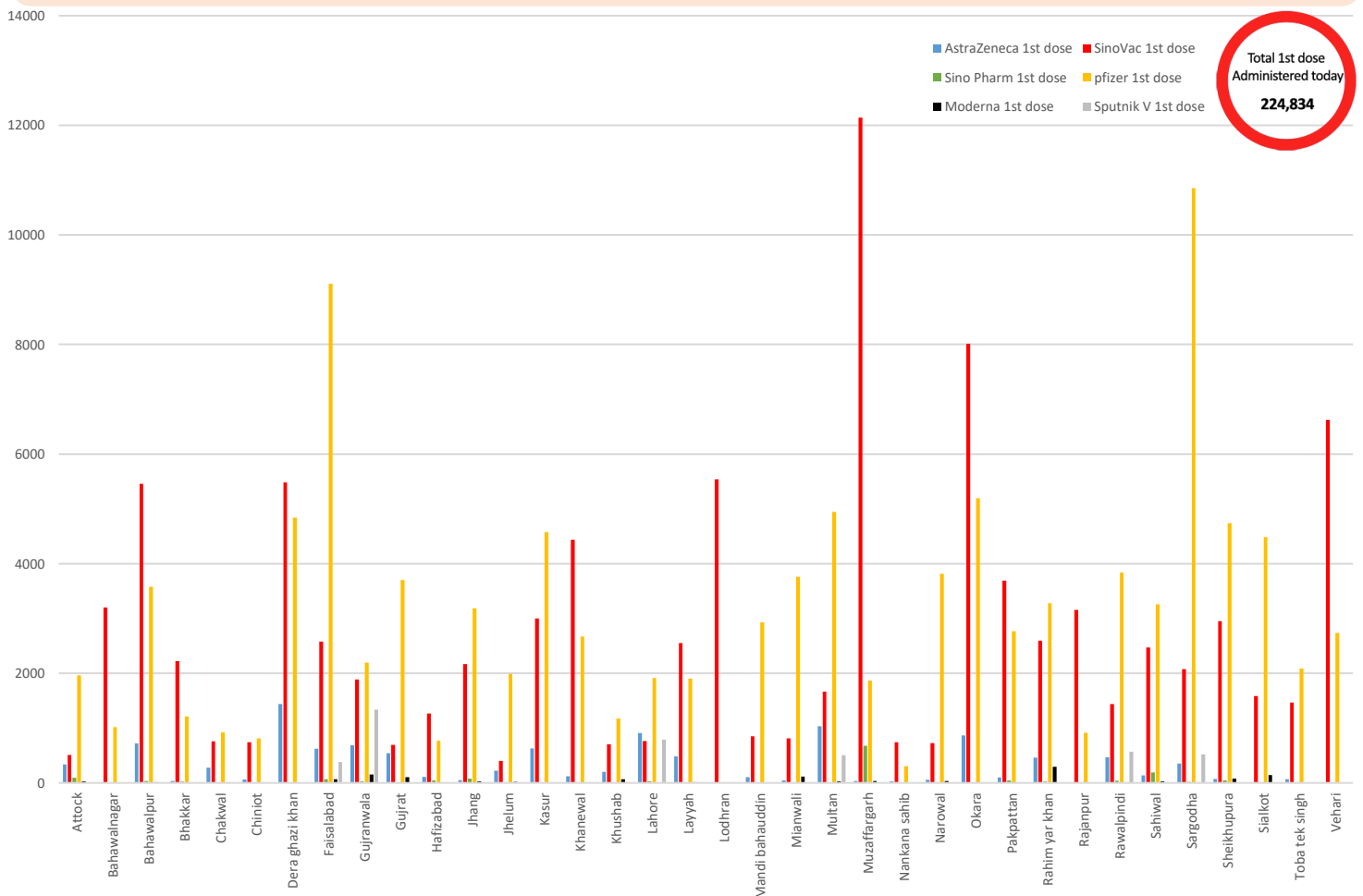
Percentage of Population Fully Vaccinated (2nd dose & 1 time dose)



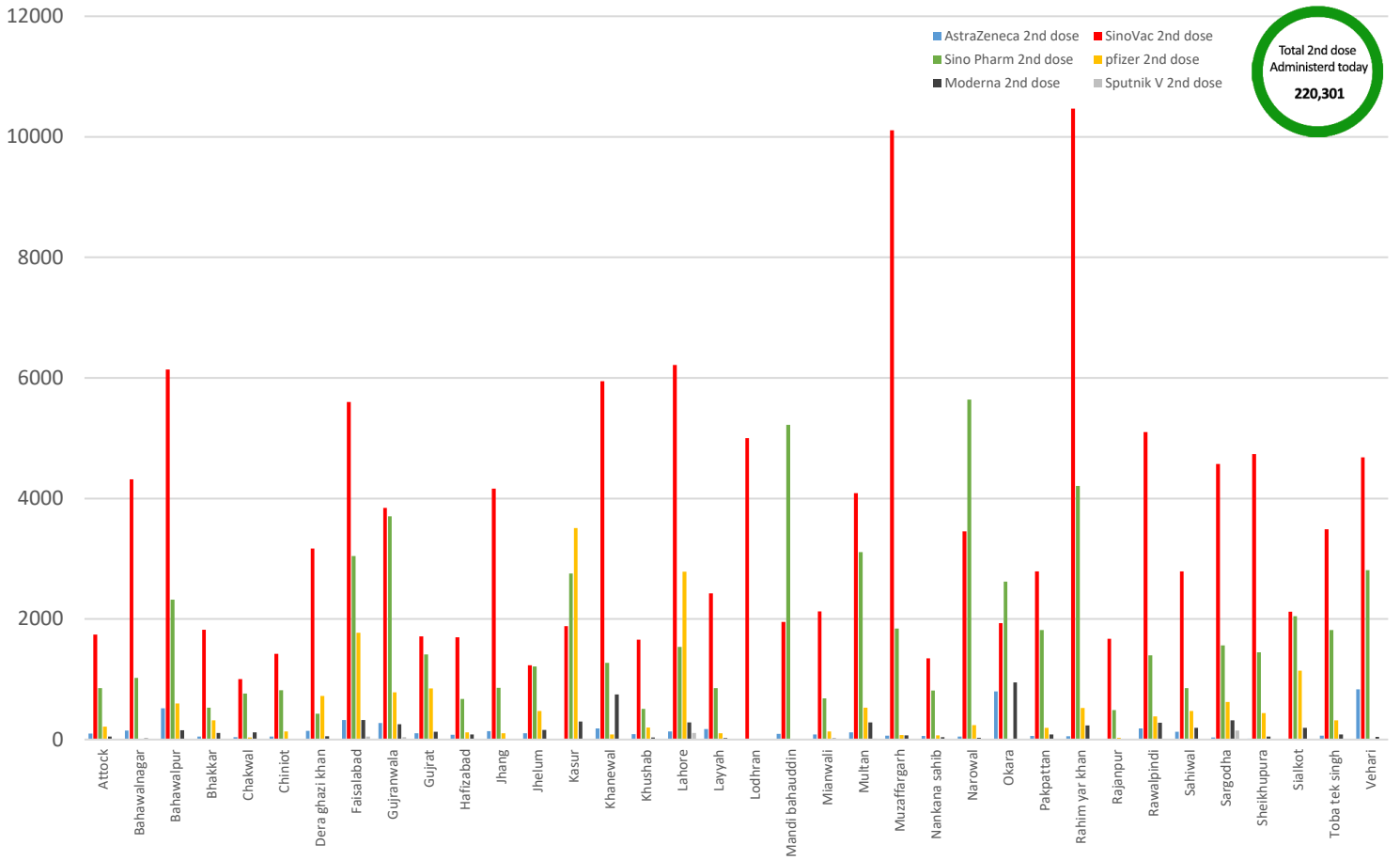
Daily Vaccination Target Vs Achievement



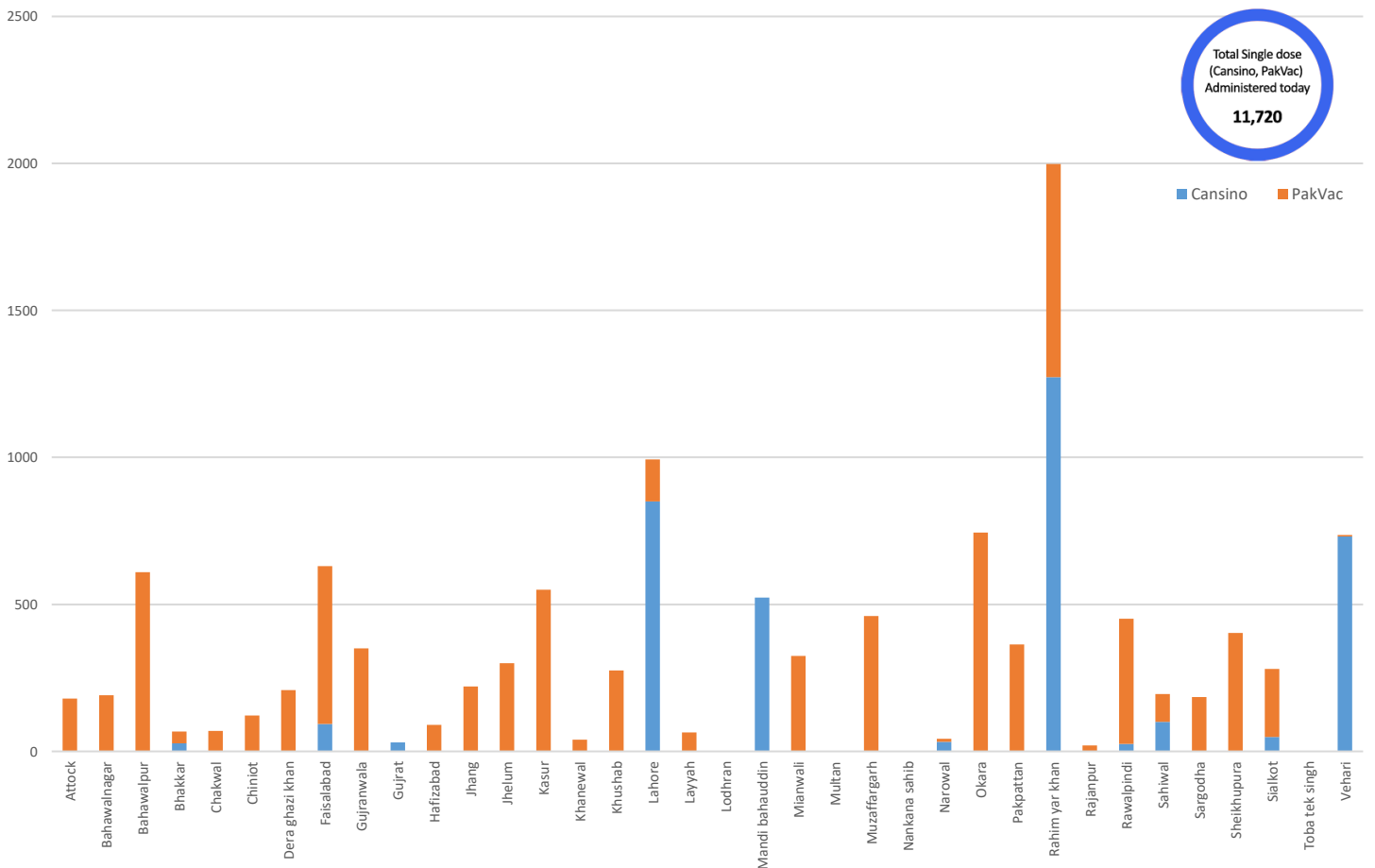
1st dose Administered Today



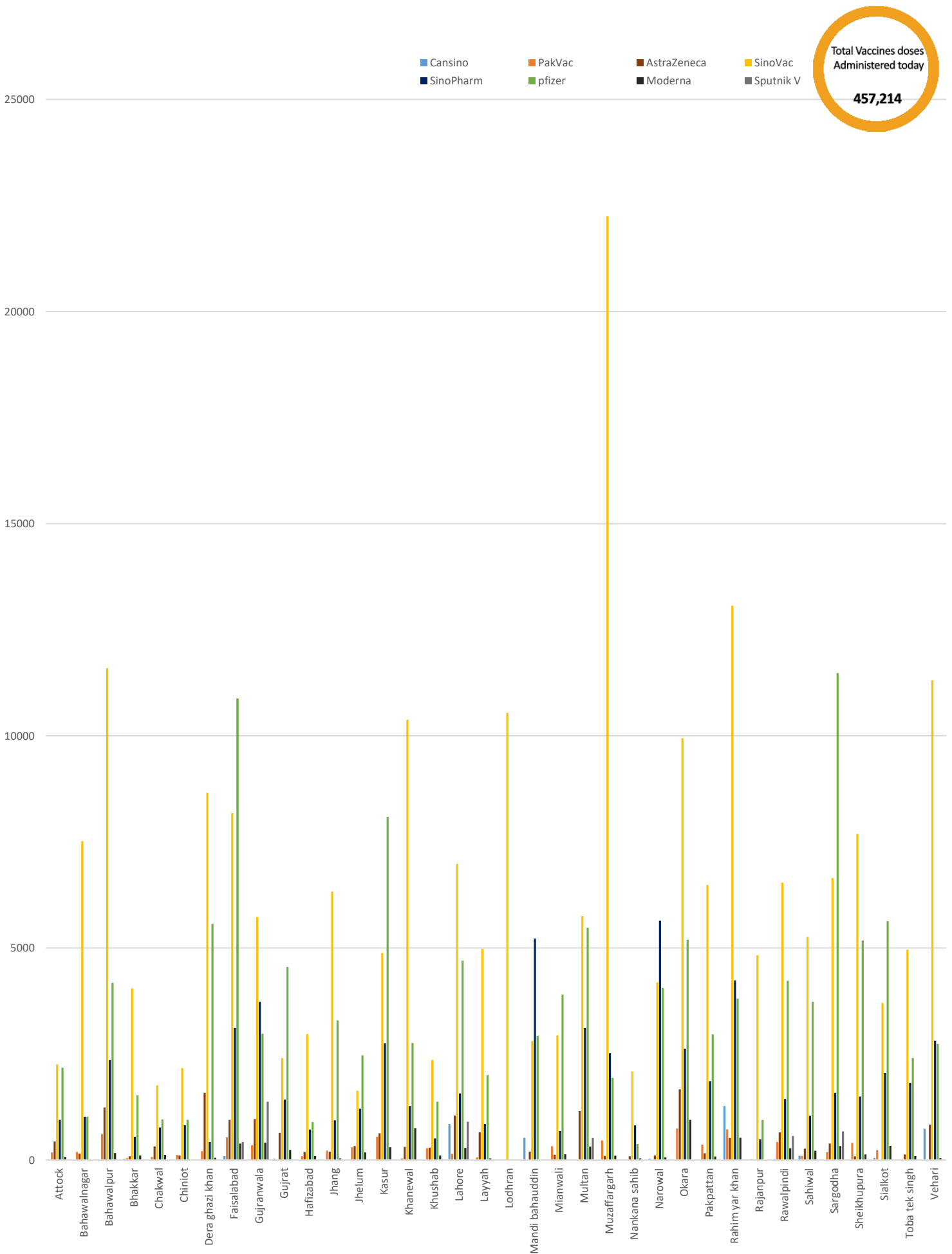
2nd dose Administered Today



Single dose Administered Today (Cansino & PakVac)



District Wise Vaccines Administered Today



Vaccines Stock Available

District	Cansino	AstraZeneca	PakVac	SinoVac	SinoPharm	Pfizer	Moderna	Sputnik V	Others	Vaccines Consumed Today	Total
Attock	0	2750	3730	137288	47570	34324	735	0	0	6,066	226397
Bahawalnagar	0	1790	1100	45215	27065	19800	3910	0	0	9,920	98880
Bahawalpur	0	2460	2900	64328	62699	13591	2585	0	0	20,134	148563
Bhakkar	3587	696	3300	47235	57697	6474	3990	0	0	6,382	122979
Chakwal	865	2790	7140	121516	57100	8946	1800	0	0	3,989	200157
Chiniot	0	2010	5380	86154	46078	9610	20	0	0	4,173	149252
DG Khan	0	11235	15827	70661	88187	40448	1796	0	0	16,490	228154
Faisalabad	0	2990	15180	145253	92238	299070	5535	21097	0	24,565	581363
Gujranwala	0	8920	19240	112586	57700	121452	3675	13556	0	15,527	337129
Gujrat	0	4467	120	124843	32713	24386	2405	0	0	9,286	188934
Hafizabad	0	2960	4800	84013	58527	7205	1880	0	0	4,945	159385
Jhang	5760	3939	9802	97744	60204	61028	247	0	0	11,004	238724
Jhelum	0	3350	5560	148014	44830	19926	1485	0	0	6,118	223165
Kasur	0	2920	5300	47842	22786	24906	240	0	0	17,203	103994
Khanewal	0	1810	860	41014	46038	32292	5535	0	0	15,506	127549
Khushab	7200	1414	3438	50771	52371	24649	6992	0	0	4,915	146835
Lahore	44512	6063	13440	137041	50684	28585	31365	3669	0	16,473	315359
Layyah	237	5590	8570	71501	58049	16830	2100	0	0	8,595	162877
Lodhran	7200	7463	7200	49644	65175	19498	5400	0	0	10,539	161580
M.B Din	7200	623	2440	126303	33968	22670	5370	0	0	11,673	198574
Mianwali	7200	130	4850	62000	39165	22506	4200	0	0	8,108	140051
Multan	0	17162	12863	24576	54892	272454	2008	2648	0	16,325	386603
Muzaffargarh	0	1592	4252	185627	103910	28420	2456	0	0	27,359	326257
Nankana Sahib	0	310	16800	77830	37241	3510	3540	0	0	3,406	139231
Narowal	429	1193	3390	40922	30606	28466	2052	0	0	14,086	107058
Okara	0	4268	3847	48052	55295	34864	2185	0	0	21,110	148511
Pakpattan	0	1140	7110	62704	53165	23542	5565	0	0	11,911	153226
Rahim Yar Khan	3788	1120	16730	150178	55660	57012	6120	0	0	24,139	290608
Rajanpur	0	0	5530	44939	31520	8946	1080	0	0	6,283	92015
Rawalpindi	1237	16760	14970	120570	77961	424584	9725	34285	0	14,144	700092
Sahiwal	3271	2654	1314	54783	76431	47834	3432	0	0	10,717	189719
Sargodha	212	4337	17606	72614	29835	20420	4831	22667	0	21,282	172522
Sheikhupura	7200	757	4975	127614	63956	53928	13713	0	0	14,973	272143
Sialkot	1314	479	9870	72543	47982	35334	7599	0	0	11,995	175121
Toba Tek Singh	0	200	9600	53278	61360	29736	1290	0	0	9,405	155464
Vehari	12893	3873	5400	77389	76943	31881	5400	0	0	18,468	213779
Total	114105	132215	274434	3084585	1957601	1959127	162261	97922	0	457,214	7782250

**Completely Vaccinated Population (Both Single & Double dose)
21-October-2021**

S.No	District	Total Population	Target Population	Vaccinated Till Now	% of Population Vaccinated Till Now	Target Today	Vaccinated Today	Target Achieved
1	VEHARI	2902081	1767442	483225	27.34%	6852	18468	269.53%
2	OKARA	3040826	1853874	375239	20.24%	8000	21110	263.88%
3	RAHIM YAR KHAN	4807762	2936543	806987	27.48%	9980	24139	241.87%
4	BAHAWALPUR	3669176	1818970	649242	35.69%	10120	20134	198.95%
5	NAROWAL	1707575	827388	353410	42.71%	12232	14086	115.16%
6	JHANG	2742633	1673483	380289	22.72%	10060	11004	109.38%
7	SAHIWAL	2513011	1535711	369046	24.03%	10060	10717	106.53%
8	SHEIKHUPURA	3460004	2110859	498611	23.62%	15500	14973	96.60%
9	SARGODHA	3696212	2259188	793264	35.11%	22722	21282	93.66%
10	JHELUM	1222403	745816	435997	58.46%	6970	6118	87.78%
11	PAKPATTAN	1824228	1112449	260714	23.44%	13616	11911	87.48%
12	MANDI BAHAUDDIN	1594039	971908	581715	59.85%	13795	11673	84.62%
13	LODHRAN	1699693	1037378	254785	24.56%	13173	10539	80.00%
14	KHANEWAL	2920233	1782411	481540	27.02%	22911	15506	67.68%
15	LAYYAH	1823995	1112780	234038	21.03%	13126	8595	65.48%
16	GUJRANWALA	5011066	3058659	1131006	36.98%	24400	15527	63.64%
17	TOBA TEK SINGH	2191495	1335909	427001	31.96%	15154	9405	62.06%
18	SIALKOT	3894938	2375139	862010	36.29%	19500	11995	61.51%
19	FAISALABAD	7882444	4803085	1214859	25.29%	40000	24565	61.41%
20	MULTAN	4746166	2894516	914295	31.59%	28808	16325	56.67%
21	ATTOCK	1886378	1148969	452940	39.42%	10784	6066	56.25%
22	BAHAWALNAGAR	2975656	2237544	929732	41.55%	20800	9920	47.69%
23	MIANWALI	1542601	943117	386568	40.99%	18962	8108	42.76%
24	NANKANA SAHIB	1354986	842951	282296	33.49%	8047	3406	42.33%
25	KASUR	3454881	2107547	399037	18.93%	40985	17203	41.97%
26	MUZAFFARGARH	4328549	2636425	472379	17.92%	70692	27359	38.70%
27	DERA GHAZI KHAN	2872631	1752042	296800	16.94%	49177	16490	33.53%
28	RAJANPUR	1996039	1217534	145630	11.96%	18794	6283	33.43%
29	HAFIZABAD	1156954	705743	287810	40.78%	14803	4945	33.41%
30	GUJRAT	2756289	1681227	623665	37.10%	30823	9286	30.13%
31	RAWALPINDI	5402380	3297436	2015760	61.13%	50000	14144	28.29%
32	LAHORE	11119985	6787033	3068681	45.21%	60000	16473	27.46%
33	CHAKWAL	1495463	912549	372218	40.79%	15131	3989	26.36%
34	KHUSHAB	1280372	781592	242050	30.97%	19368	4915	25.38%
35	BHAKKAR	1647852	1006815	205708	20.43%	27244	6382	23.43%
36	CHINIOT	1368659	835541	250400	29.97%	19049	4173	21.91%
SUM		109,989,655	66,907,573	21,938,947	32.79%	791,638	457,214	57.76%

