



PDMA

Board of Revenue, Punjab PDMA Punjab Daily Covid-19 Vaccination Sit-Rep

22-08-2021 11:59 PM



BOR

Covid-19 Vaccination Summary

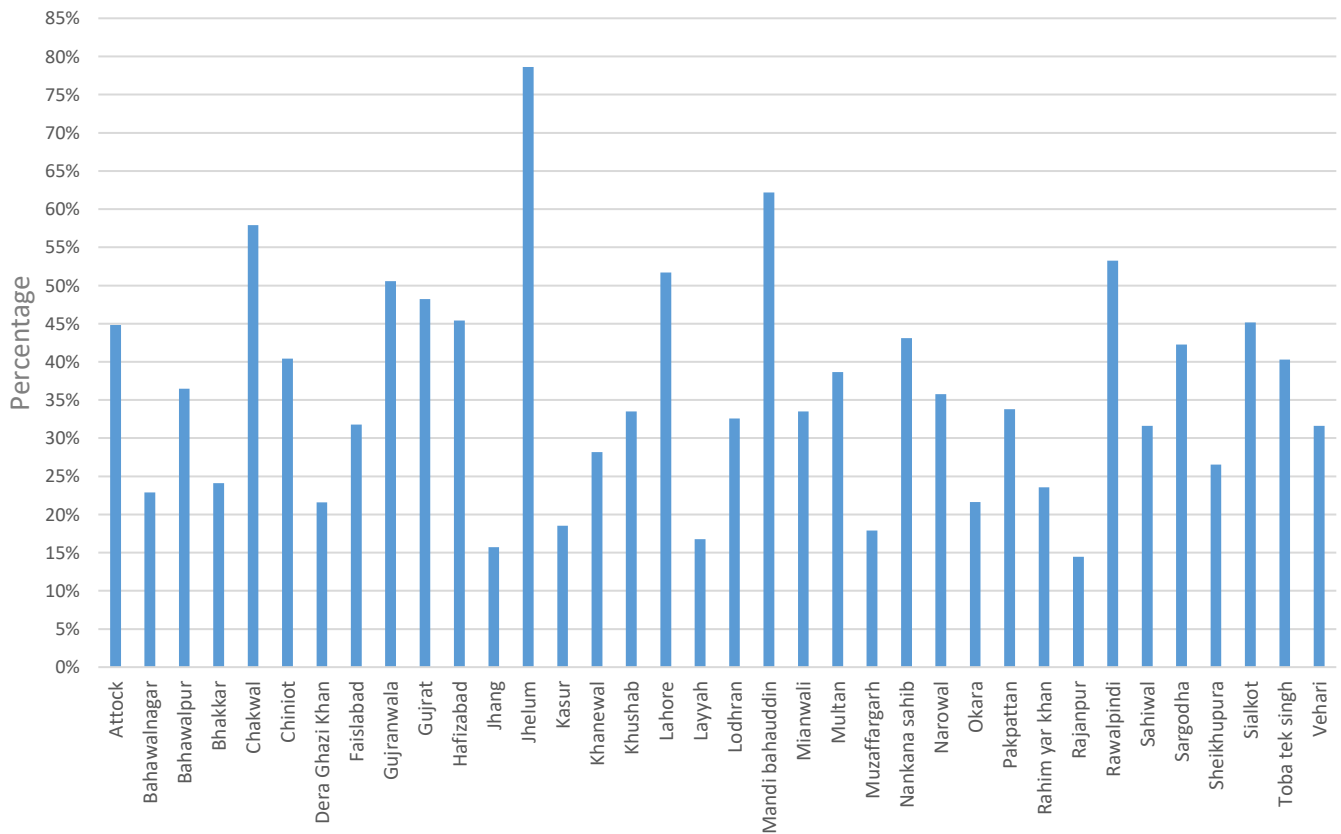
24,160,070 persons have been vaccinated till date covering **36.11%** individuals across Punjab.

123,106 Persons have been vaccinated today against assigned target of **195,924** in **36** districts of Punjab.

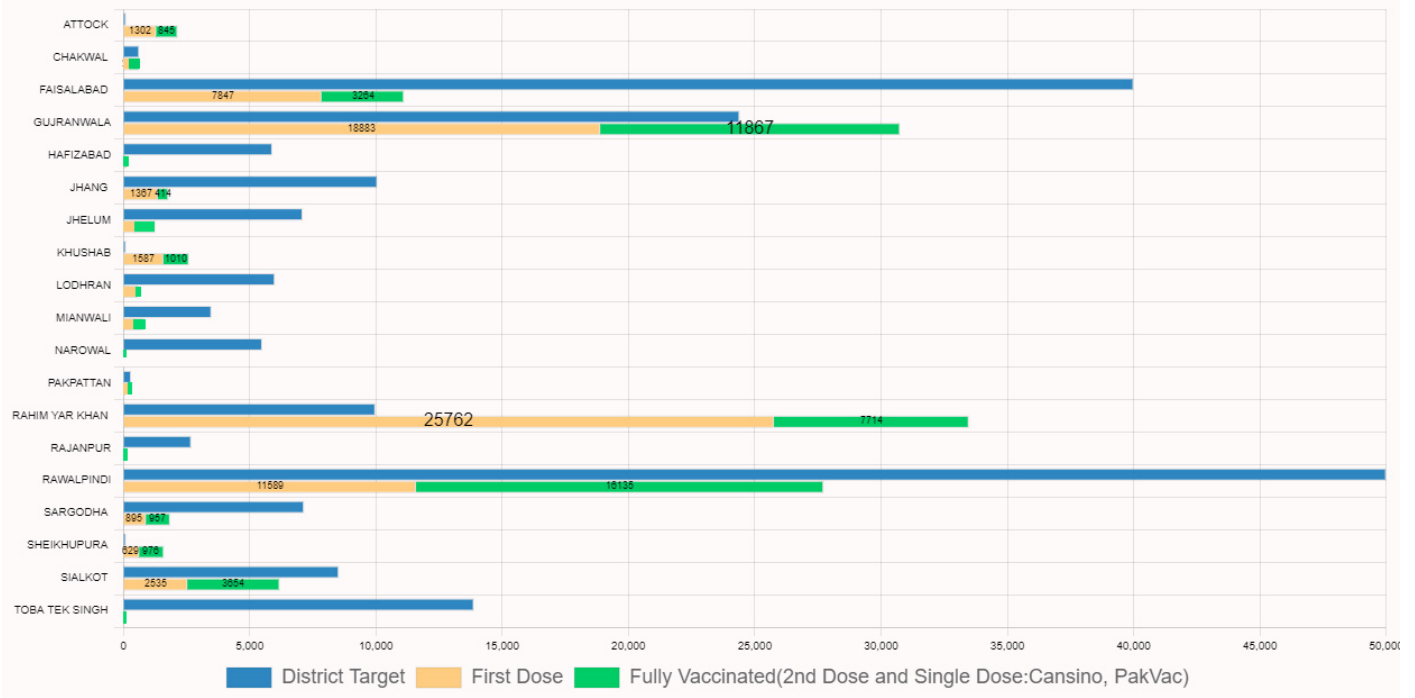
Daily Vaccination Summary of Punjab

Total CVCs Operational	Total Vaccinated Population till date	Targeted Population	%age covered
330	24,160,070	66,911,622	36.11%

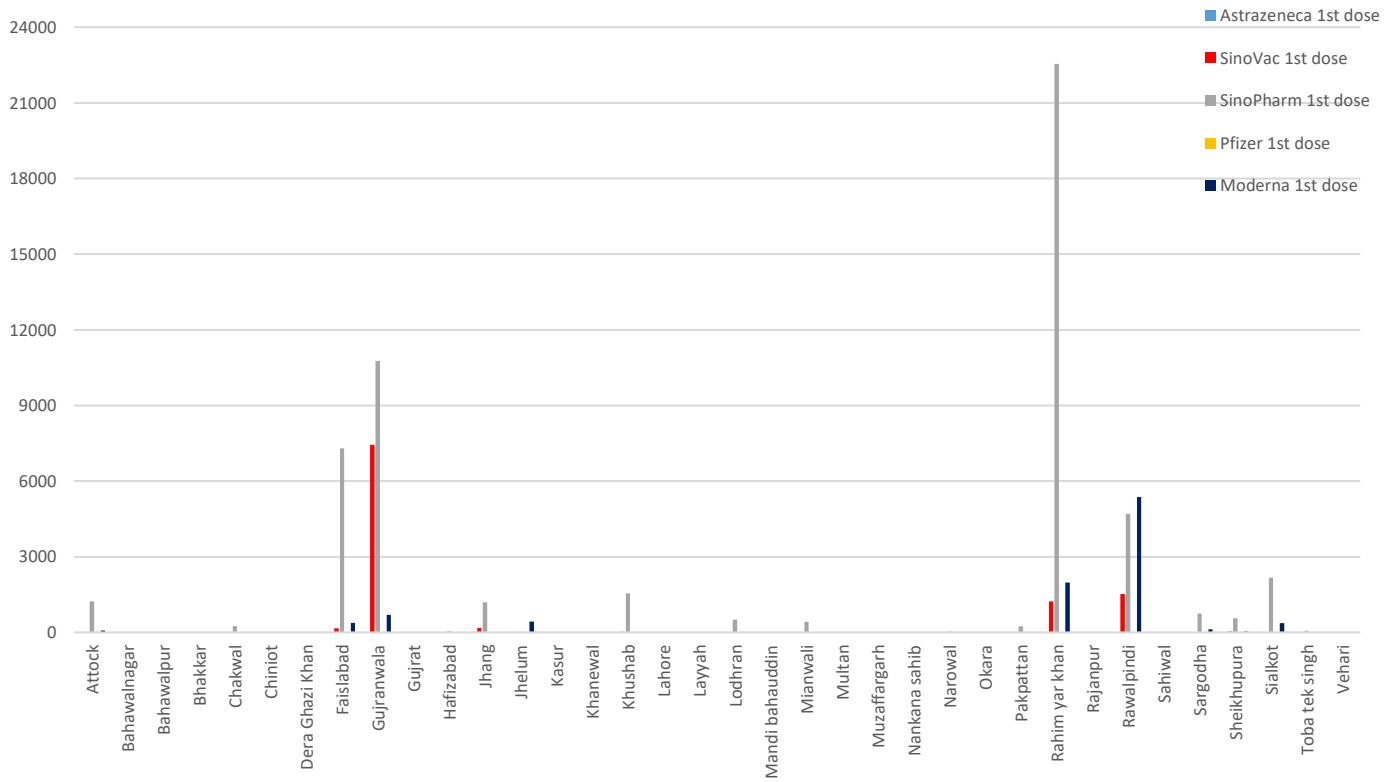
Percentage of Population Vaccinated



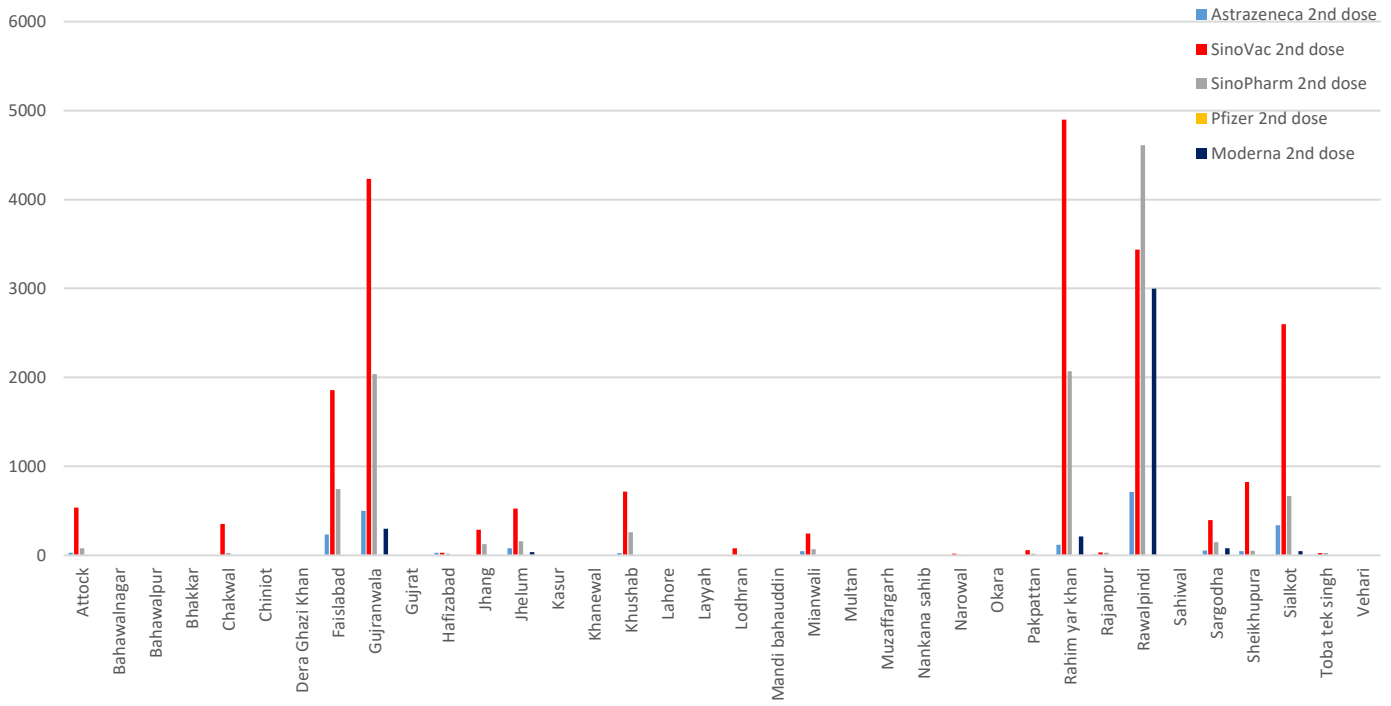
Daily Vaccination Target Vs Achievement



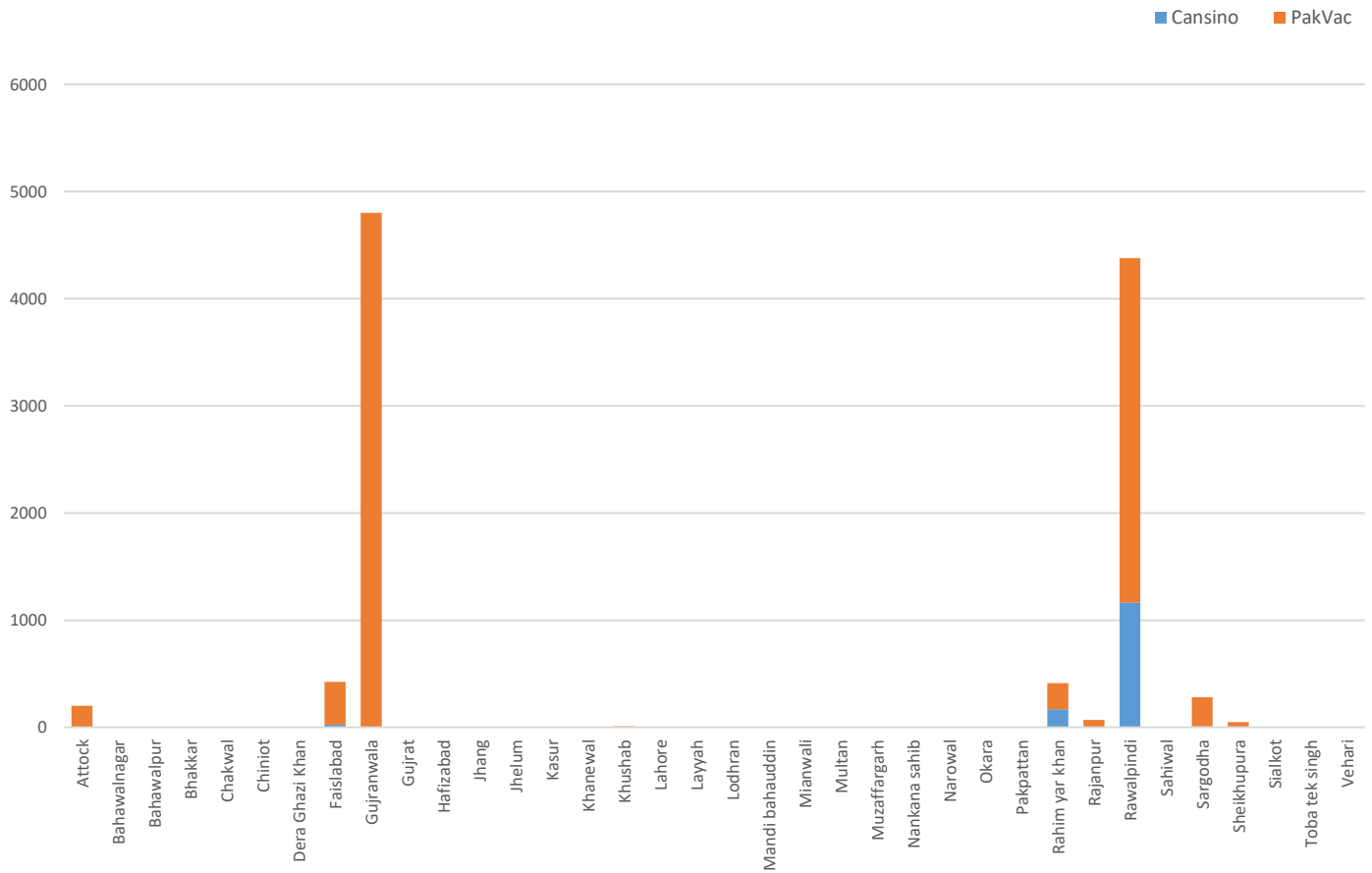
1st dose Administered Today



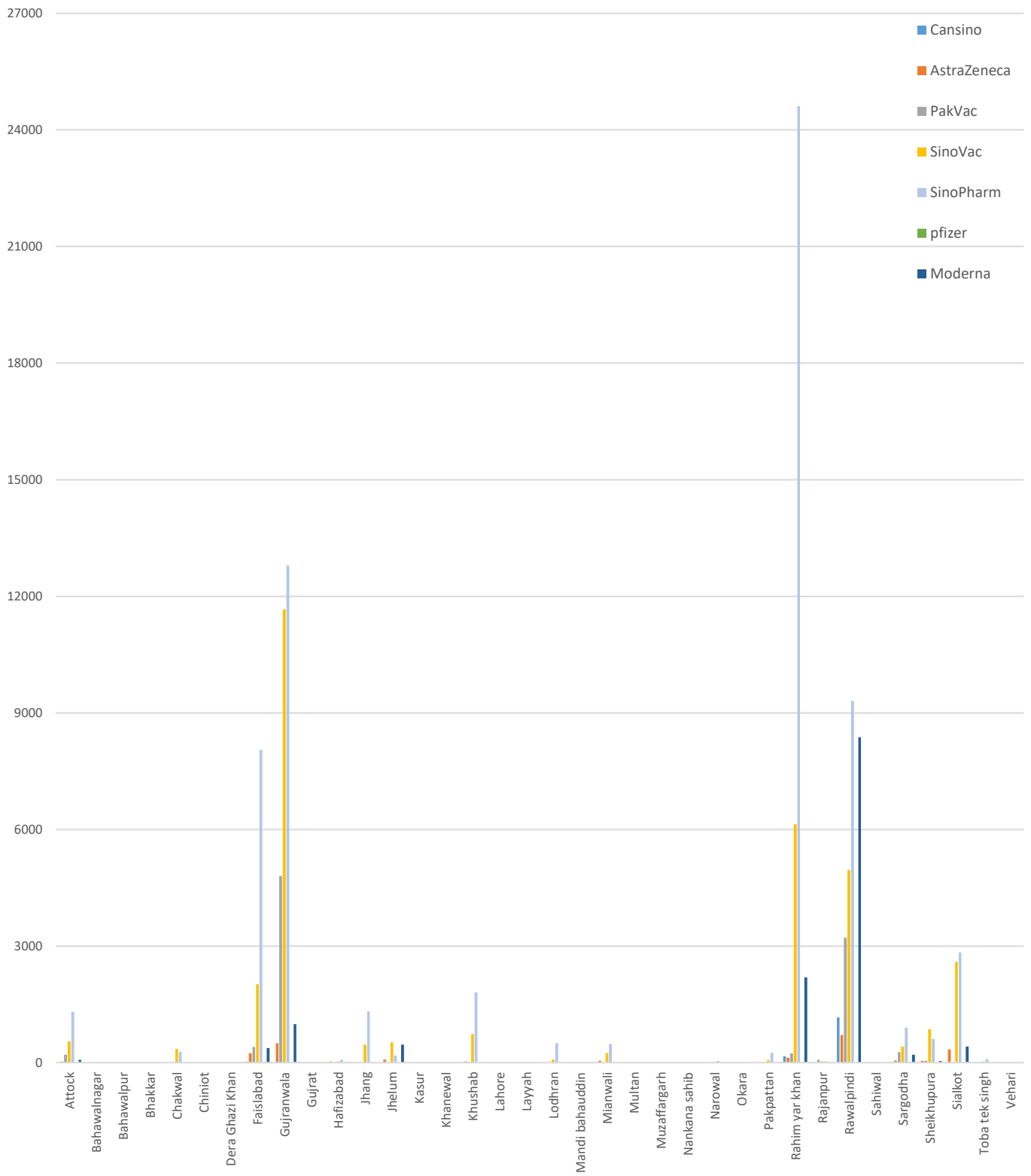
2nd dose Administered Today



Single dose Vaccine Administered Today (Cansino and PakVac)



Districtwise Vaccine Consumed Today



Vaccines Stock Available

District	Cansino	Astra Zenca	Pak Vac	Sino Vac	SinoPham	Pfizer	Moderna	others	Vaccines Consumed Today	Total
Attock	0	1200	5750	27021	46195	0	5520	0	2147	67686
Bahawalnagar	0	1490	50	15622	14292	0	2220	0	-	33674
Bahawalpur	238	1700	0	13978	23714	0	4140	0	-	43770
Bhakkar	0	836	94	11133	22738	0	6280	0	-	41081
Chakwal	0	0	5030	21442	61570	0	1495	0	630	89537
Chiniot	0	1580	0	26500	39190	0	1520	0	-	68790
DG Khan	0	1845	1368	23829	32005	0	10102	0	-	69149
Faisalabad	71	4600	6510	82864	108630	0	774	0	11,111	203449
Gujranwala	0	5700	4800	86516	103250	0	11780	0	30,750	212046
Gujrat	699	2739	3160	35956	63712	0	10496	0	-	116762
Hafizabad	0	410	0	19340	34938	0	870	0	55,558	55558
Jhang	0	544	0	22050	32411	0	43	0	1,611	55048
Jhelum	0	4370	4320	26304	45723	0	3340	0	1,254	84057
Kasur	0	180	120	11120	20840	0	1840	0	-	34100
Khanewal	0	1220	150	14462	28982	0	1610	0	-	46424
Khushab	0	2010	40	20507	26749	0	210	0	2,597	49516
Lahore	5769	16170	2210	66728	188204	0	38373	0	-	317454
Layyah	0	1310	110	28546	36574	0	1270	0	-	67810
Lodhran	0	1216	0	32500	23413	0	0	0	581	57129
MB Din	0	1760	0	27653	56360	0	300	0	-	86073
Mianwali	0	1290	200	22192	54303	0	60	0	776	78045
Multan	0	3032	0	86633	127482	0	7283	0	-	224430
Muzafargarh	120	618	905	20434	41765	0	3603	0	-	67445
Nankana Sahib	93	3510	90	27490	39426	0	630	0	-	71239
Narowal	0	124	0	584	856	0	535	0	70	2099
Okara	0	1640	40	33988	44684	0	1050	0	-	81407
Pakpattan	0	620	1500	26342	36533	0	270	0	309	65265
Rahim Yar Khan	0	2520	0	13278	20576	0	3690	0	33,476	40064
Rajanpur	0	580	1140	25827	31990	0	4520	0	150	64057
Rawalpindi	3570	1620	22310	61492	250834	0	11310	0	27,724	351136
Sahiwal	12	1370	30	34000	51889	0	9086	0	-	96387
Sargodha	112	2290	2379	39571	64370	94	2773	0	1,852	111589
Sheikhupura	0	2757	5005	52222	37785	0	10475	0	1,605	108244
Sialkot	0	1306	0	24940	56237	0	5443	0	6,189	87926
TT Singh	0	320	140	25246	34460	0	5740	0	130	65906
Vehari	0	3650	14	15487	36183	0	2787	0	-	58121
Total	10684	78127	67465	1123797	1938863	94	171438	0	123,106	1848357

Completely Vaccinated Population (Both single & double dose)

22-August-2021

#	District	Total Population	Target Population	Vaccinated Till Now	% of Population Vaccinated Till Now	Target Today	Vaccinated Today	Target Achieved
1	KHUSHAB	1280372	781592	72137	0.09%	100	2597	25.97%
2	ATTOCK	1886378	1148969	149731	0.13%	100	2147	21.47%
3	SHEIKHUPURA	3460004	2110859	88586	0.04%	100	1605	16.05%
4	RAHIM YAR KHAN	4807762	2936543	199263	0.07%	9980	33476	3.35%
5	GUJRANWALA	5011066	3058659	418104	0.14%	24400	30750	1.26%
6	CHAKWAL	1495463	912549	141509	0.16%	630	630	1.00%
7	PAKPATTAN	1824228	1112449	71124	0.06%	309	309	1.00%
8	SIALKOT	3894938	2375139	325973	0.14%	8531	6136	0.72%
9	RAWALPINDI	5402380	3297436	1078567	0.33%	50000	27724	0.55%
10	FAISALABAD	7882444	4803085	453732	0.09%	40000	11111	0.28%
11	SARGODHA	3696212	2259188	326524	0.14%	7154	1852	0.26%
12	MIANWALI	1542601	943117	83563	0.09%	3491	776	0.22%
13	JHANG	2742633	1673483	85929	0.05%	10060	1781	0.18%
14	JHELUM	1222403	745816	167330	0.22%	7100	1254	0.18%
15	LODHRAN	1699693	1037378	64374	0.06%	6000	581	0.10%
16	RAJANPUR	1996039	1217534	41388	0.03%	2689	150	0.06%
17	HAFIZABAD	1156954	705743	83933	0.12%	5900	144	0.02%
18	NAROWAL	1707575	827388	51114	0.06%	5500	70	0.01%
19	TOBA TEK SINGH	2191495	1335909	130515	0.10%	13880	130	0.01%
SUM		54,900,640	33,282,836	4,033,396	12.12%	195924	123223	62.89%

