

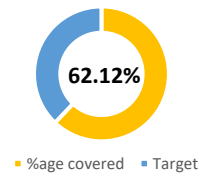


Covid-19 Vaccination Summary

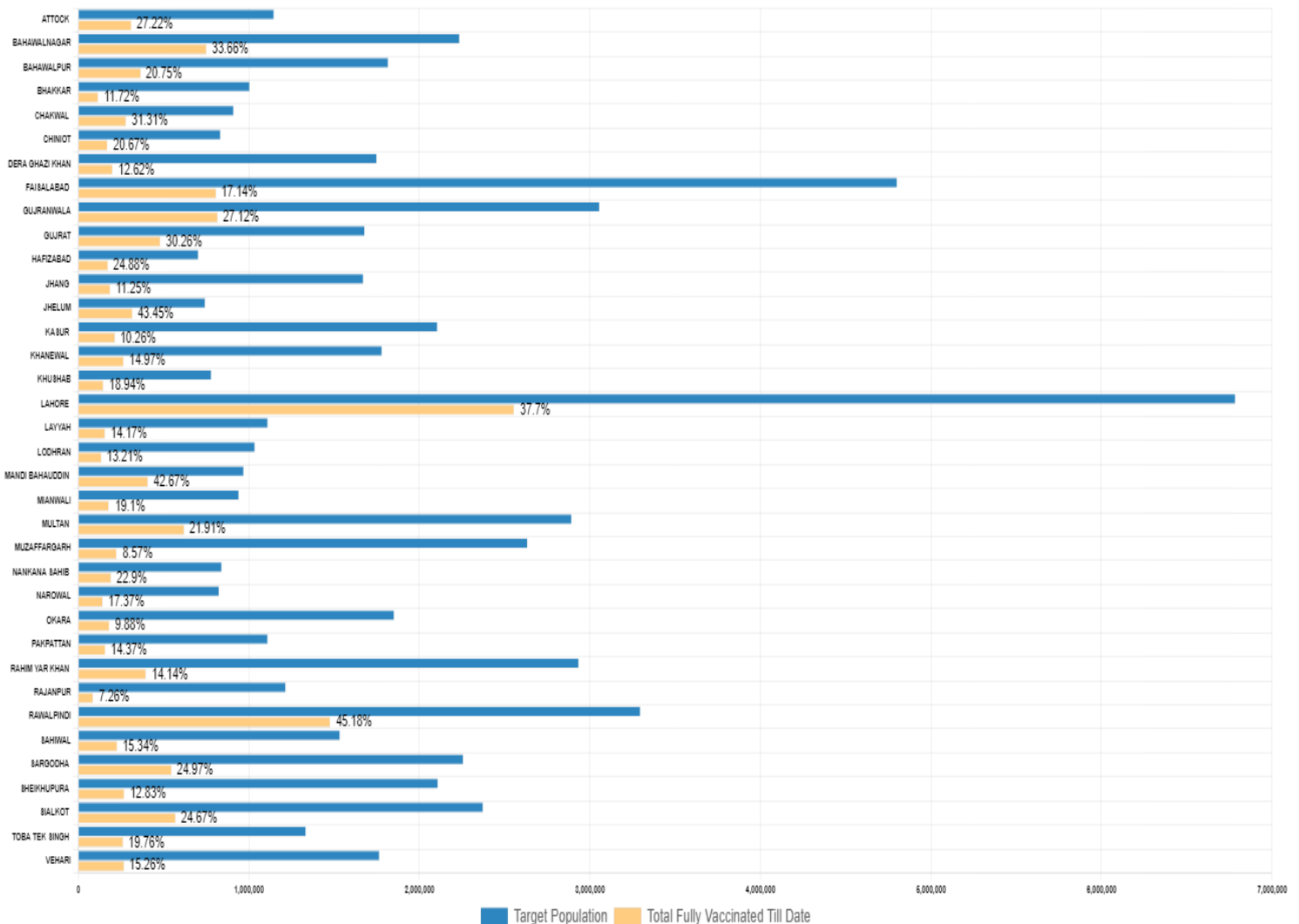
41,563,410 persons have been vaccinated till date covering **62.12%** individuals across Punjab.
378,536 persons were vaccinated today against assigned target of **475,172** in all 36 districts of Punjab.

Daily Vaccination Summary of Punjab

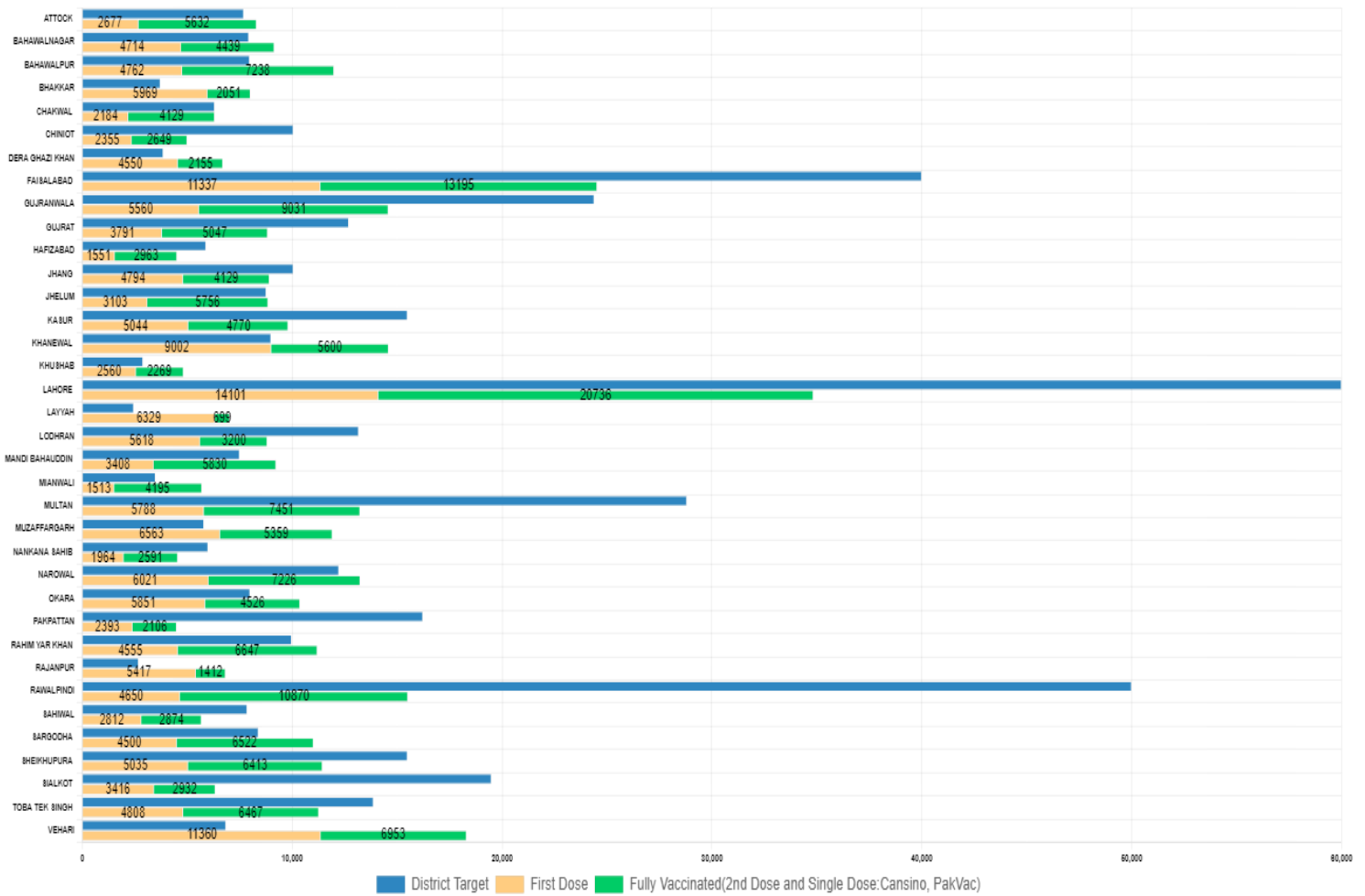
Total CVCs Operational	Total Vaccinated till date	Targeted Population	%age Covered
800	41,563,410	66,907,573	62.12%



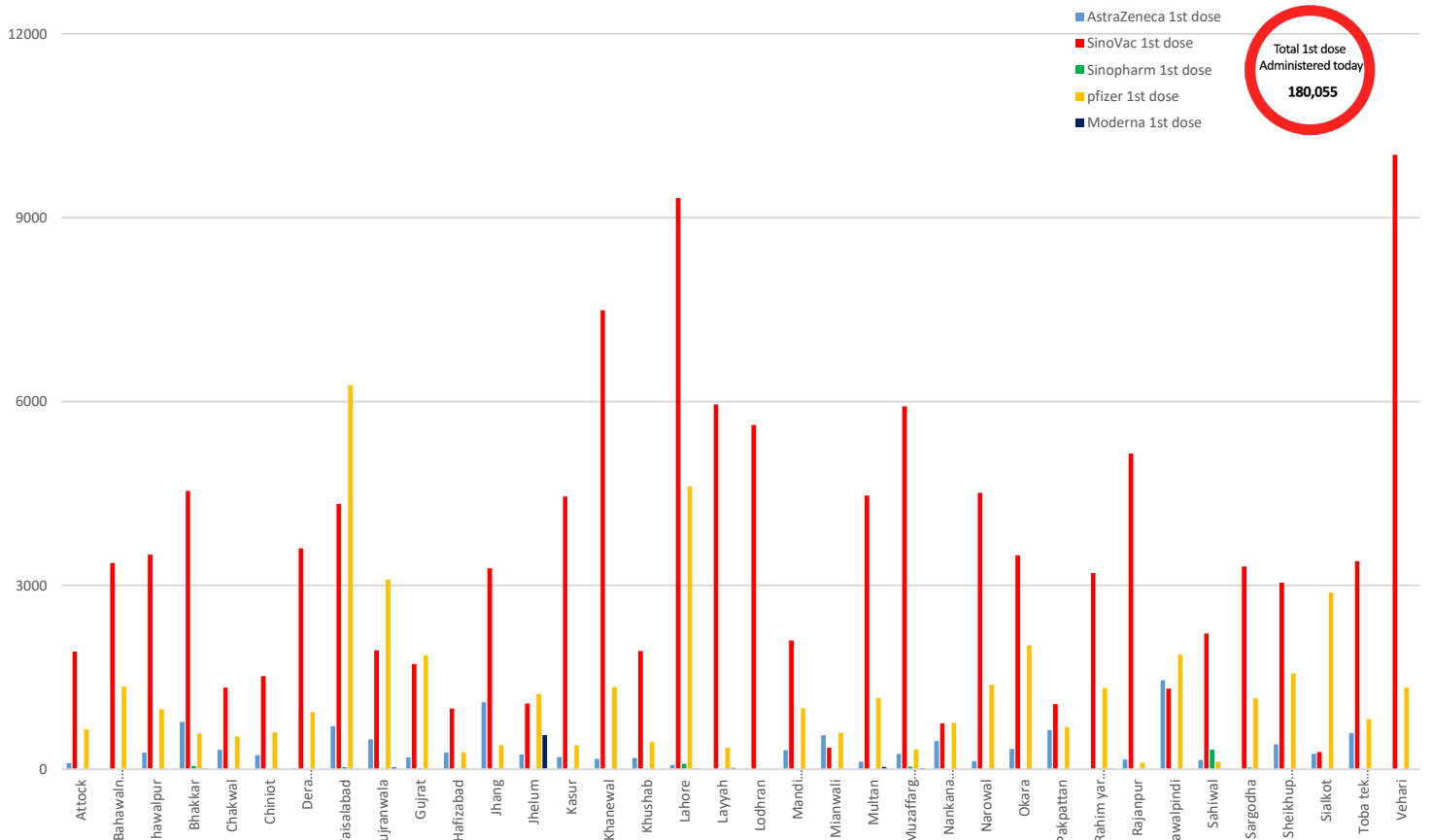
Percentage of Population Fully Vaccinated (2nd dose & 1 time dose)



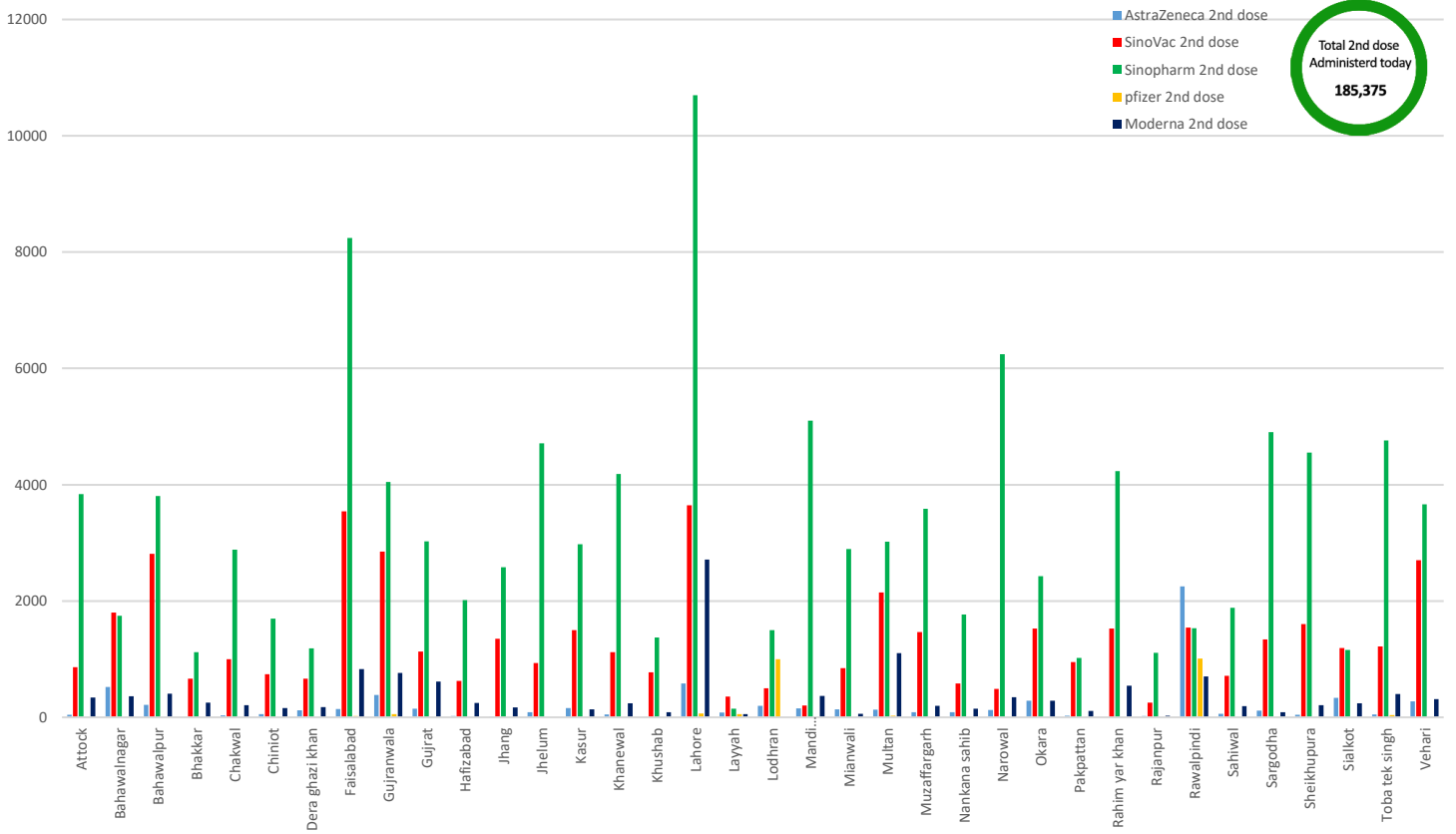
Daily Vaccination Target Vs Achievement



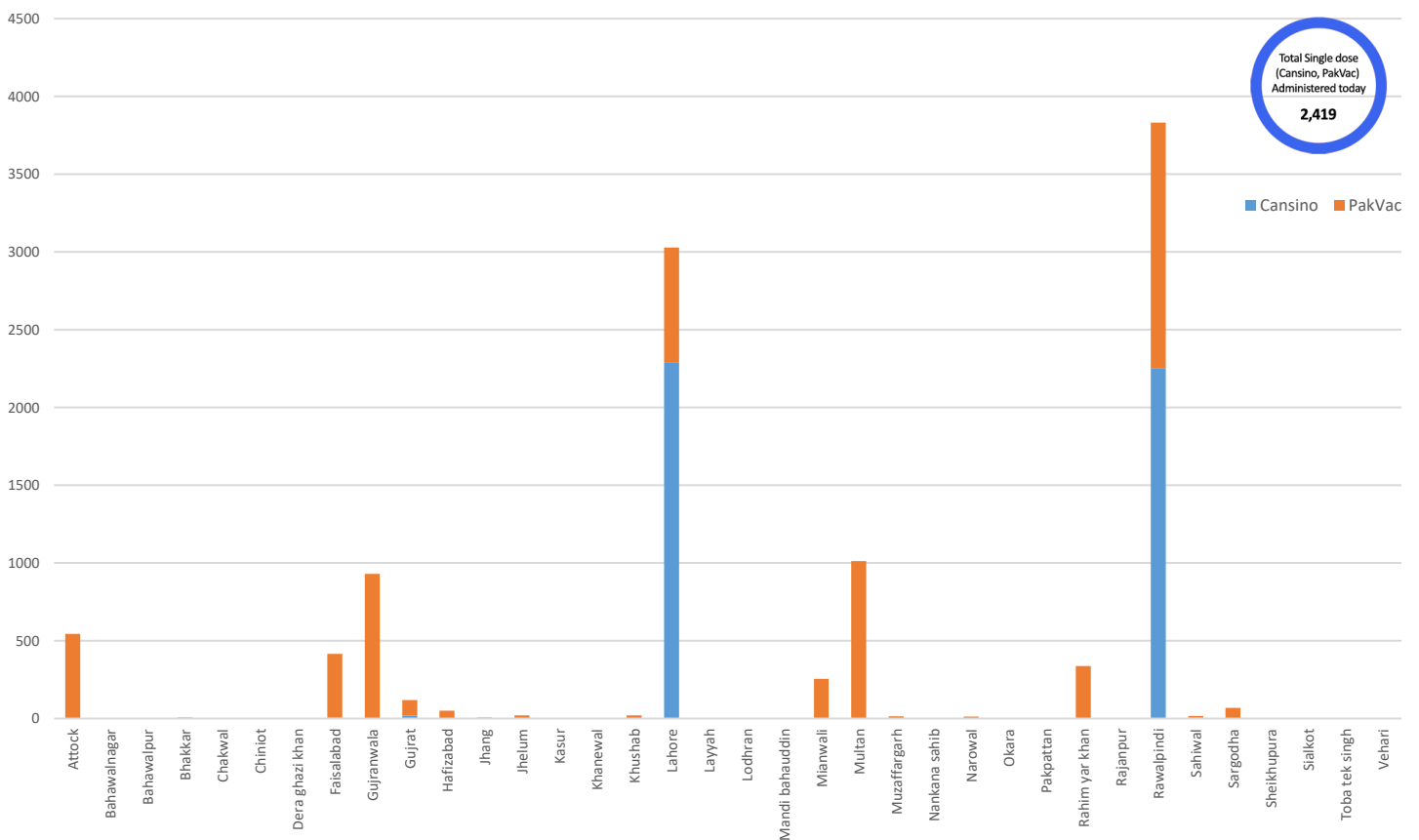
1st dose Administered Today



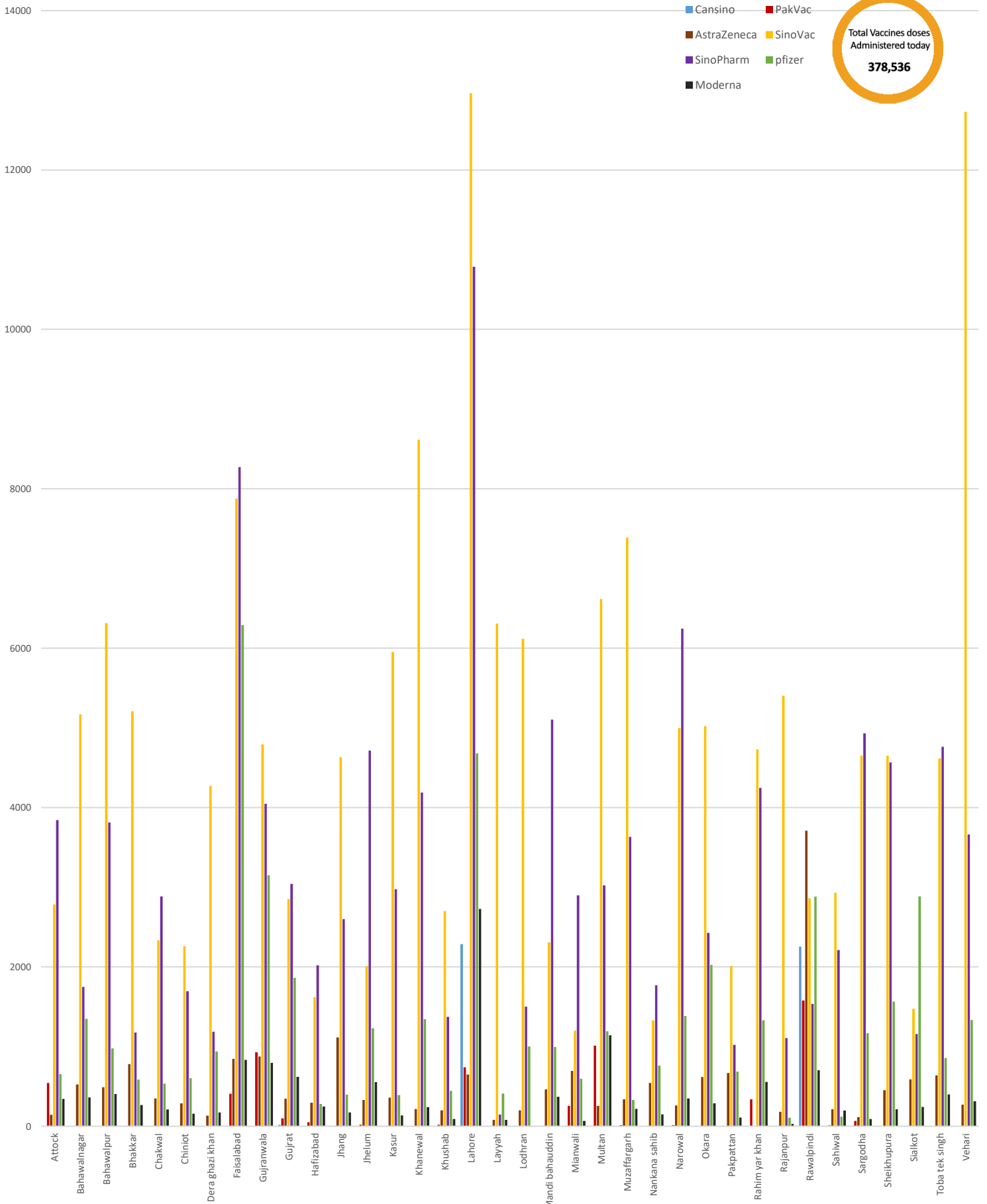
2nd dose Administered Today



Single dose Administered Today (Cansino & PakVac)



District Wise Vaccines Administered Today



*Other Vaccines type doses administered:(*Sputnik V*) Total 2,419 doses administered in Faisalabad, Multan, Lahore, Rawalpindi and Sargodha.

Vaccines Stock Available

District	Cansino	AstraZeneca	PakVac	SinoVac	SinoPharm	Pfizer	Moderna	Sputnik V	Others	Vaccines Consumed Today	Total
Attock	0	7840	4050	77704	48620	12660	1740	0	0	8,309	152614
Bahawalnagar	0	9970	0	91442	53756	10390	1700	0	0	9,153	167258
Bahawalpur	0	4960	100	110728	64615	22128	4055	0	0	12,000	206586
Bhakkar	0	7698	40	41233	27246	20767	2057	0	0	8,020	99041
Chakwal	0	11170	0	17032	1934	13806	4800	0	0	6,313	48742
Chiniot	0	300	0	24580	36164	11090	4900	0	0	5,004	77034
DG Khan	0	4221	0	39556	23842	27513	2341	0	0	6,705	97473
Faisalabad	26	9991	21130	161221	151195	504768	16965	16724	0	24,941	882020
Gujranwala	0	31020	29640	168280	152630	285774	18795	19800	0	14,591	705939
Gujrat	3416	17811	260	89243	80841	55011	8793	0	0	8,838	255375
Hafizabad	0	7688	410	34570	31305	11300	3186	0	0	4,514	88459
Jhang	0	11259	0	175791	39766	16305	9126	0	0	8,923	252247
Jhelum	0	9050	310	41744	51308	30504	5310	0	0	8,859	138226
Kasur	0	13330	350	113888	60514	13566	17130	0	0	9,814	218778
Khanewal	0	12930	240	69282	52385	39846	4840	0	0	14,602	179523
Khushab	0	9487	310	38229	24117	14771	3197	0	0	4,829	90111
Lahore	29480	48841	16265	367958	180535	96904	33970	16480	0	35,087	790433
Layyah	0	8250	0	71758	16085	15680	15848	0	0	7,028	127621
Lodhran	0	1266	0	39721	41800	9146	2000	0	0	8,818	93933
M.B Din	0	8361	0	62792	55880	25706	12623	0	0	9,238	165362
Mianwali	0	5220	3650	65164	37493	12576	1695	0	0	5,708	125798
Multan	0	25628	24000	116402	80031	513212	15449	17771	0	13,545	792493
Muzaffargarh	0	4156	748	124054	24920	16375	2708	0	0	11,922	172961
Nankana Sahib	0	5550	0	43322	34200	14088	2730	0	0	4,555	99890
Narowal	0	8324	379	33135	39435	18053	2443	0	0	13,247	101769
Okara	0	2985	410	64587	43352	4918	3830	0	0	10,377	120082
Pakpattan	0	10740	320	59146	43959	12546	5235	0	0	4,499	131946
RY Khan	0	24370	1470	82457	7474	30270	7665	0	0	11,202	153706
Rajanpur	0	3750	0	43800	18473	11202	4890	0	0	6,829	82115
Rawalpindi	20	10700	19020	54210	77100	494080	0	900	0	16,323	656030
Sahiwal	12	3850	0	64838	37000	22500	0	2100	0	5,686	130300
Sargodha	273	15765	9727	125895	41981	39559	613	15105	0	11,673	248918
Sheikhupura	0	10910	0	119093	59514	42130	17364	0	0	11,448	249011
Sialkot	0	17231	0	30914	4661	39331	2513	0	0	6,348	94650
Toba Tek Singh	0	3090	10	61302	40094	20448	5475	0	0	11,275	130419
Vehari	0	13948	30	86241	92932	18942	4136	0	0	18,313	216229
Total	33227	401660	132869	3011312	1877157	2547865	250122	88880	0	378,536	8343092

**Completely Vaccinated Population (Both Single & Double dose)
24-September-2021**

S.No	District	Total Population	Target Population	Vaccinated Till Now	% of Population Vaccinated Till Now	Target Today	Vaccinated Today	Target Achieved
1	LAYYAH	1823995	1112780	157676	14.17%	2457	7028	286.04%
2	VEHARI	2902081	1767442	269758	15.26%	6852	18313	267.27%
3	RAJANPUR	1996039	1217534	88342	7.26%	2689	6829	253.96%
4	BHAKKAR	1647852	1006815	117975	11.72%	3731	8020	214.96%
5	MUZAFFARGARH	4328549	2636425	225833	8.57%	5801	11922	205.52%
6	DERA GHAZI KHAN	2872631	1752042	202430	11.55%	3863	6705	173.57%
7	KHUSHAB	1280372	781592	148038	18.94%	2897	4829	166.69%
8	MIANWALI	1542601	943117	180134	19.10%	3491	5708	163.51%
9	KHANEWAL	2920233	1782411	266877	14.97%	9000	14602	162.24%
10	BAHAWALPUR	3669176	1818970	368234	20.24%	7980	12000	150.38%
11	SARGODHA	3696212	2259188	548725	24.29%	8400	11673	138.96%
12	MANDI BAHAUDDIN	1594039	971908	409890	42.17%	7500	9238	123.17%
13	OKARA	3040826	1853874	183148	9.88%	8000	10377	129.71%
14	BAHAWALNAGAR	2975656	2237544	753116	33.66%	7940	9153	115.28%
15	RAHIM YAR KHAN	4807762	2936543	398100	13.56%	9980	11202	112.24%
16	NAROWAL	1707575	827388	143758	17.37%	12232	13247	108.30%
17	ATTOCK	1886378	1148969	312772	27.22%	7700	8309	107.91%
18	JHELUM	1222403	745816	319281	42.81%	8768	8859	101.04%
19	CHAKWAL	1495463	912549	280966	30.79%	6313	6313	100.00%
20	JHANG	2742633	1673483	188287	11.25%	10060	8923	88.70%
21	TOBA TEK SINGH	2191495	1335909	264025	19.76%	13880	11275	81.23%
22	HAFIZABAD	1156954	705743	175619	24.88%	5900	4514	76.51%
23	NANKANA SAHIB	1354986	842951	193046	22.90%	6000	4555	75.92%
24	SHEIKHUPURA	3460004	2110859	270900	12.83%	15500	11448	73.86%
25	SAHIWAL	2513011	1535711	229536	14.95%	7862	5686	72.32%
26	GUJRAT	2756289	1681227	482627	28.71%	12700	8838	69.59%
27	LODRAN	1699693	1037378	137081	13.21%	13174	8818	66.93%
28	KASUR	3454881	2107547	216296	10.26%	15500	9814	63.32%
29	FAISALABAD	7882444	4803085	809823	16.86%	40000	24941	62.35%
30	GUJRANWALA	5011066	3058659	818705	26.77%	24400	14591	59.80%
31	LAHORE	11119985	6787033	2557211	37.68%	60000	35087	58.48%
32	CHINIOT	1368659	835541	172678	20.67%	10060	5004	49.74%
33	MULTAN	4746166	2894516	622307	21.50%	28808	13545	47.02%
34	SIALKOT	3894938	2375139	572072	24.09%	19500	6348	32.55%
35	RAWALPINDI	5402380	3297436	1479130	44.86%	50000	16323	32.65%
36	PAKPATTAN	1824228	1112449	159813	14.37%	16234	4499	27.71%
SUM		109,989,655	66,907,573	14,724,209	22.01%	475,172	378,536	79.66%

