



PDMA

# Board of Revenue, Punjab PDMA Punjab Daily Covid-19 Vaccination Sit-Rep

25-10-2021 11:59 PM



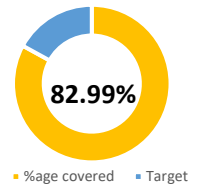
BOR

## Covid-19 Vaccination Summary

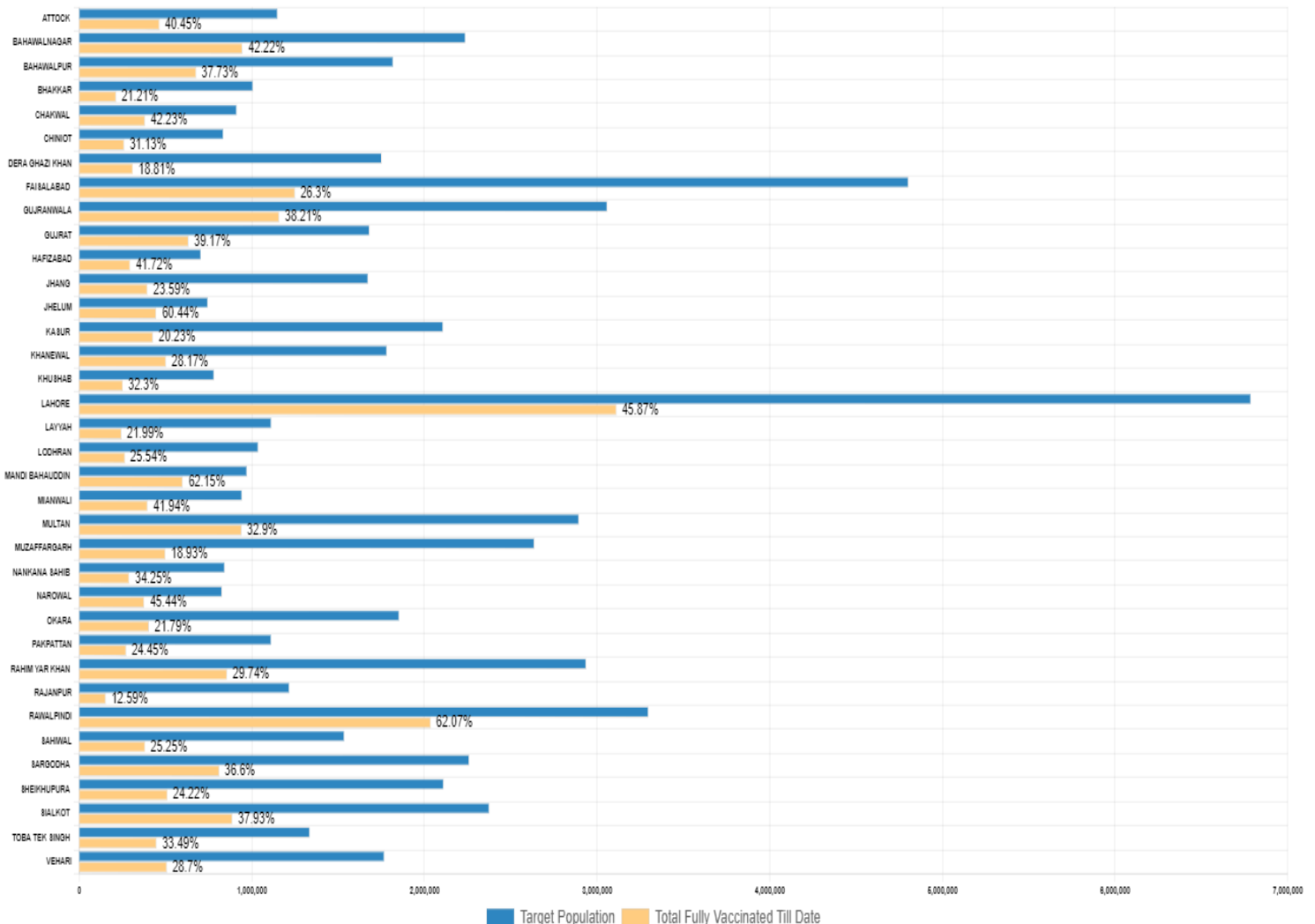
**55,526,811 persons have been vaccinated till date covering 82.99% individuals across Punjab.  
409,184 persons were vaccinated today against assigned target of 787,325 in 36 districts of Punjab .**

## Daily Vaccination Summary of Punjab

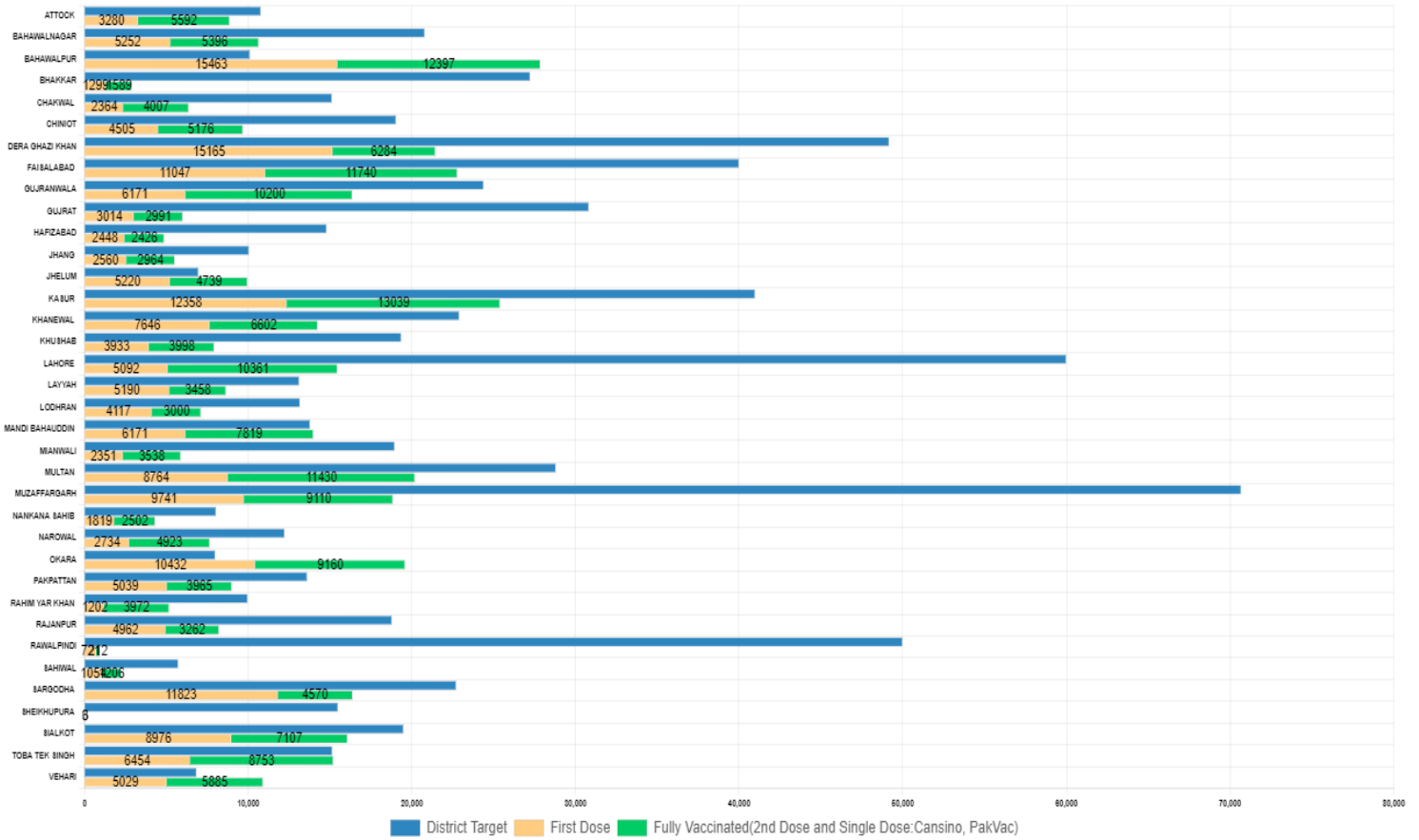
Total CVCs Operational	Total Vaccinated till date	Targeted Population	%age Covered
796	55,526,811	66,907,573	82.99%



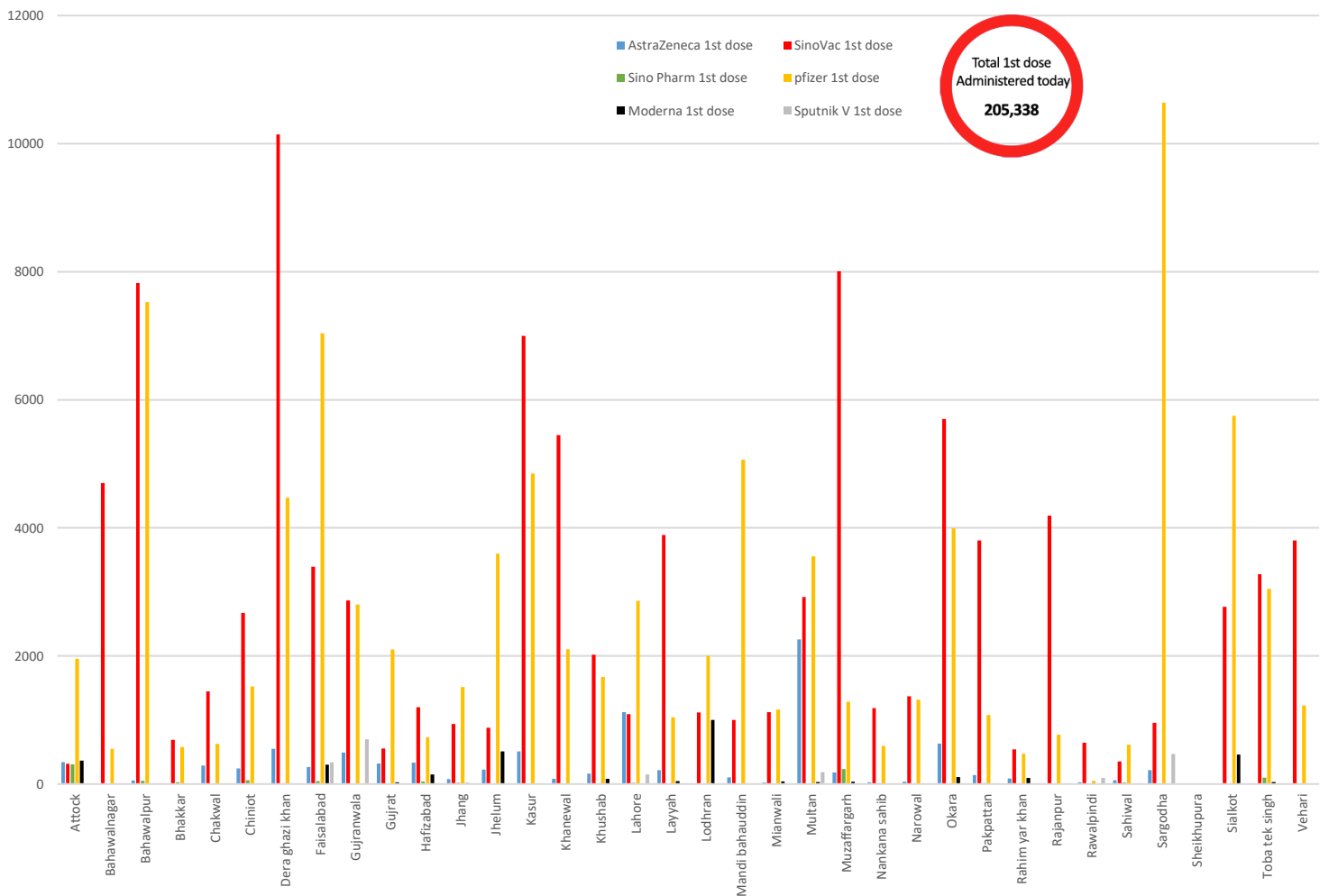
## Percentage of Population Fully Vaccinated (2<sup>nd</sup> dose & 1 time dose)



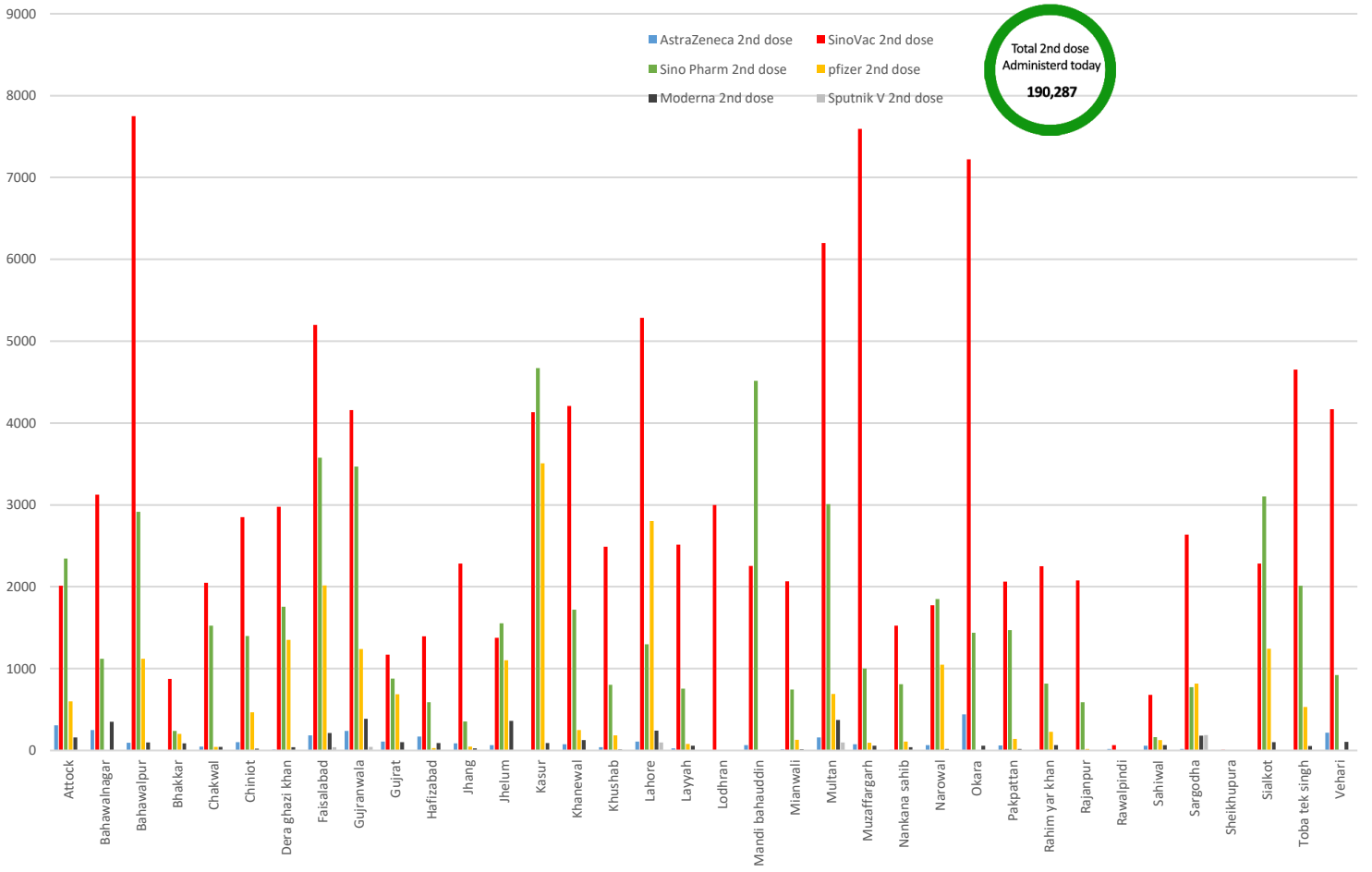
# Daily Vaccination Target Vs Achievement



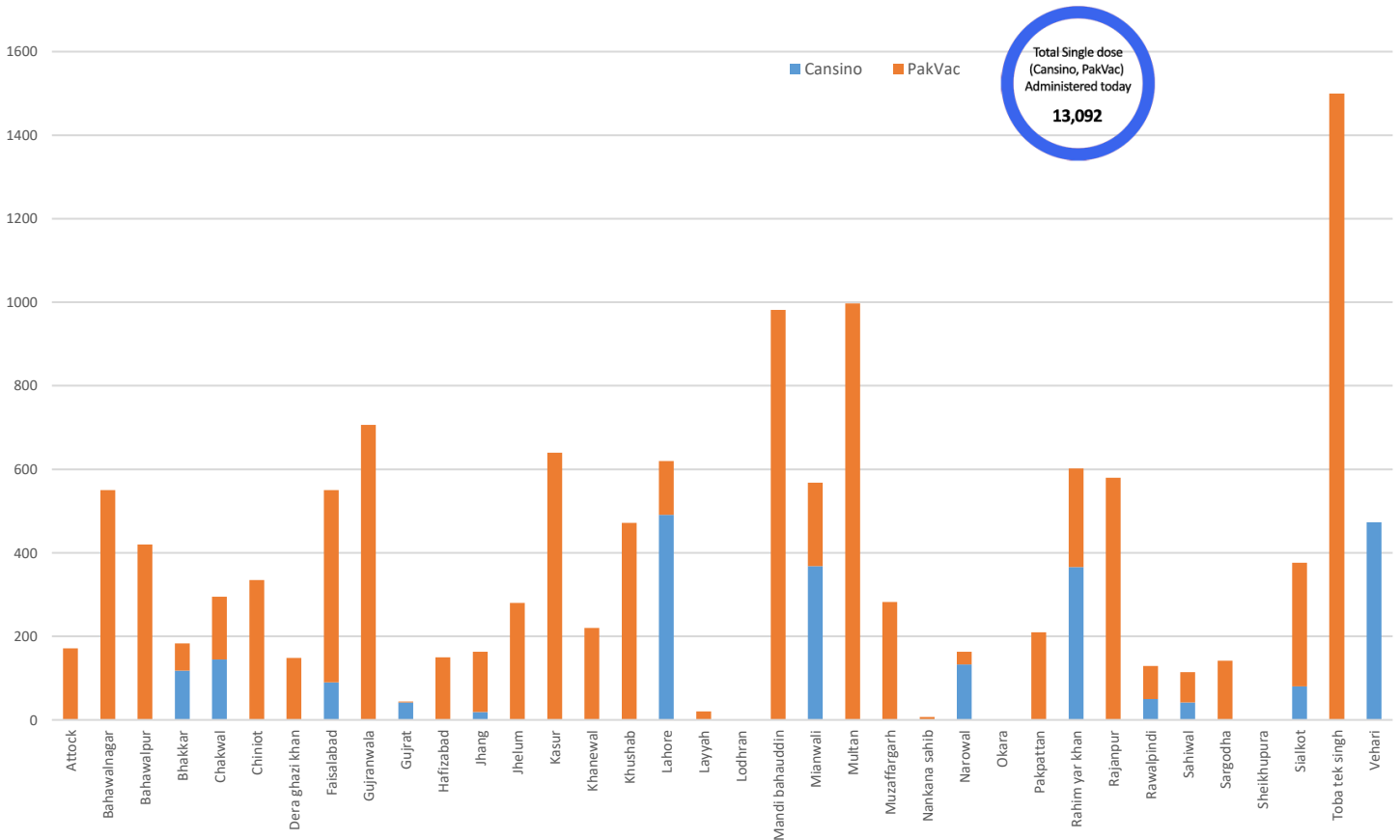
# 1st dose Administered Today



## 2<sup>nd</sup> dose Administered Today

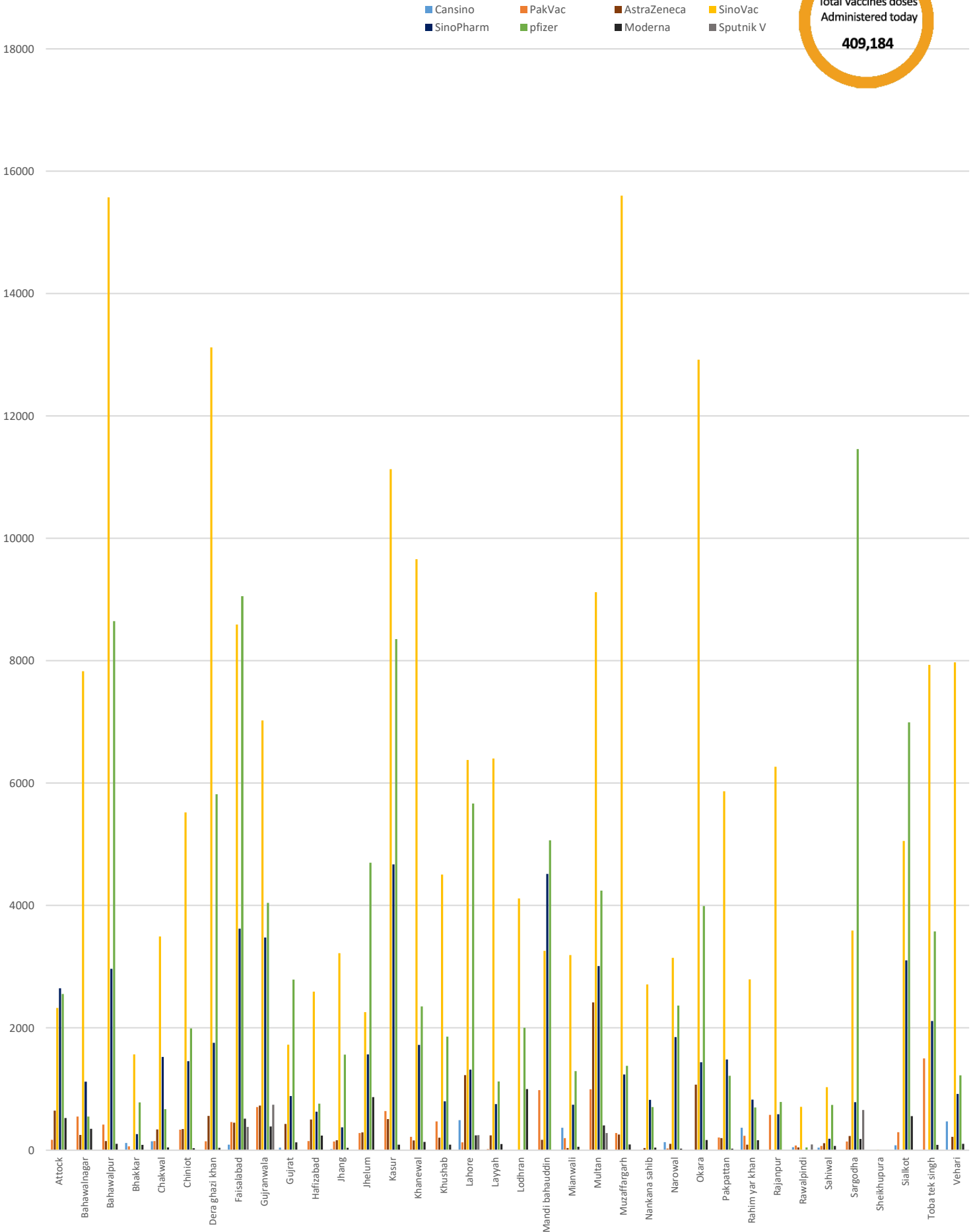


## Single dose Administered Today (Cansino & PakVac)



# District Wise Vaccines Administered Today

Total Vaccines doses Administered today  
**409,184**



## Vaccines Stock Available

District	Cansino	AstraZeneca	PakVac	SinoVac	SinoPharm	Pfizer	Moderna	Sputnik V	Others	Vaccines Consumed Today	Total
Attock	0	1620	3470	133562	45585	19758	540	0	0	8,872	204535
Bahawalnagar	0	1140	12800	72622	24038	37440	5640	0	0	10,648	153680
Bahawalpur	0	810	13550	106888	82151	50716	2070	0	0	27,860	256185
Bhakkar	3025	170	2100	35272	56475	4765	2558	0	0	2,888	104365
Chakwal	865	1570	7900	116852	54910	6816	1380	0	0	6,371	190293
Chiniot	0	1980	5100	79674	44000	6050	40	0	0	9,681	136844
DG Khan	0	7499	11512	81386	80033	47937	1631	0	0	21,449	229998
Faisalabad	0	910	13870	131631	84512	247867	4065	18939	0	23,167	501794
Gujranwala	0	3910	18250	98158	67710	113412	2625	9790	0	17,115	313855
Gujrat	0	2658	100	115508	30221	18357	2064	0	0	6,005	168908
Hafizabad	0	1700	4470	76577	55837	4613	1642	0	0	4,874	144839
Jhang	0	2993	14557	71527	56443	47004	3662	0	0	5,524	196186
Jhelum	0	2380	4920	143926	42018	59784	1140	0	0	9,959	254168
Kasur	1250	1950	3990	38250	18331	29088	2610	0	0	25,397	95469
Khanewal	0	1250	7880	72136	49605	24168	4650	0	0	14,248	159689
Khushab	7200	543	2412	66282	50671	20647	6782	0	0	7,931	154537
Lahore	43861	2317	13170	140257	90437	58357	0	0	0	15,700	381724
Layyah	0	3480	6850	49507	50848	20558	3508	0	0	8,648	134751
Lodhran	7200	2463	14400	75097	77639	33048	6400	0	0	7,117	216247
M.B Din	7120	122	2102	120367	28680	12639	5453	0	0	13,990	176483
Mianwali	6832	0	4260	78336	47085	34128	3885	0	0	5,889	174526
Multan	0	10559	12863	55637	48488	260879	1096	10106	0	20,477	399628
Muzaffargarh	0	1085	15058	207364	107872	23034	2160	0	0	18,851	356573
Nankana Sahib	0	100	16800	71936	35002	2496	3435	0	0	4,321	129769
Narowal	2281	619	3340	45464	38239	24339	1315	0	0	7,657	115597
Okara	0	1156	1802	45581	43263	31414	1838	0	0	19,592	125054
Pakpattan	0	400	210	59328	48810	33586	5250	0	0	9,004	147584
RY Khan	1400	0	12950	99575	42310	45588	4090	0	0	5,174	205913
Rajanpur	0	0	16880	69946	34925	27726	1080	0	0	8,224	150557
Rawalpindi	1135	15789	13600	112056	74141	369816	9425	34521	0	1,028	630483
Sahiwal	4501	1685	1090	89979	51436	28716	2774	0	0	2,260	180181
Sargodha	152	3936	14193	75198	38367	48957	3298	21724	0	17,050	205825
Sheikhupura	7196	498	3830	106684	60117	40662	13377	0	0	9	232364
Sialkot	909	0	7980	75100	56000	33348	3600	0	0	16,083	176937
Toba Tek Singh	0	0	9600	37756	56235	22398	1035	0	0	15,207	127024
Vehari	11096	2189	11935	38134	72264	25413	5250	0	0	10,914	166281
<b>Total</b>	<b>106023</b>	<b>79481</b>	<b>309794</b>	<b>3093553</b>	<b>1944698</b>	<b>1915524</b>	<b>121368</b>	<b>95080</b>	<b>0</b>	<b>409,184</b>	<b>7698846</b>

**Completely Vaccinated Population (Both Single & Double dose)  
25-October-2021**

S.No	District	Total Population	Target Population	Vaccinated Till Now	% of Population Vaccinated Till Now	Target Today	Vaccinated Today	Target achieved
1	BAHAWALPUR	3669176	1818970	677212	37.23%	10120	27860	275.30%
2	OKARA	3040826	1853874	403897	21.79%	8000	19592	244.90%
3	VEHARI	2902081	1767442	507341	28.70%	6852	10914	159.28%
4	JHELUM	1222403	745816	446007	59.80%	6970	9959	142.88%
5	MANDI BAHAUDDIN	1594039	971908	599213	61.65%	13795	13990	101.41%
6	TOBA TEK SINGH	2191495	1335909	447460	33.49%	15154	15207	100.35%
7	SIALKOT	3894938	2375139	886897	37.34%	19500	16083	82.48%
8	ATTOCK	1886378	1148969	464728	40.45%	10784	8872	82.27%
9	SARGODHA	3696212	2259188	811394	35.92%	22722	17050	75.04%
10	MULTAN	4746166	2894516	940441	32.49%	28808	20477	71.08%
11	GUJRANWALA	5011066	3058659	1157767	37.85%	24400	17115	70.14%
12	PAKPATTAN	1824228	1112449	271969	24.45%	13616	9004	66.13%
13	LAYYAH	1823995	1112780	244646	21.99%	13129	8648	65.87%
14	NAROWAL	1707575	827388	375996	45.44%	12232	7657	62.60%
15	KHANEWAL	2920233	1782411	502071	28.17%	22911	14248	62.19%
16	KASUR	3454881	2107547	426410	20.23%	40985	25397	61.97%
17	FAISALABAD	7882444	4803085	1249922	26.02%	40000	23167	57.92%
18	JHANG	2742633	1673483	394709	23.59%	10060	5524	54.91%
19	LODHRAN	1699693	1037378	264922	25.54%	13173	7117	54.03%
20	NANKANA SAHIB	1354986	842951	288747	34.25%	8047	4321	53.70%
21	RAHIM YAR KHAN	4807762	2936543	856314	29.16%	9980	5174	51.84%
22	BAHAWALNAGAR	2975656	2237544	944628	42.22%	20800	10648	51.19%
23	CHINIOT	1368659	835541	260142	31.13%	19049	9681	50.82%
24	RAJANPUR	1996039	1217534	153296	12.59%	18794	8224	43.76%
25	DERA GHAZI KHAN	2872631	1752042	311002	17.75%	49177	21449	43.62%
26	CHAKWAL	1495463	912549	380548	41.70%	15131	6371	42.11%
27	KHUSHAB	1280372	781592	252478	32.30%	19368	7931	40.95%
28	SAHIWAL	2513011	1535711	381697	24.85%	5737	2260	39.39%
29	HAFIZABAD	1156954	705743	294407	41.72%	14803	4874	32.93%
30	MIANWALI	1542601	943117	395540	41.94%	18962	5889	31.06%
31	MUZAFFARGARH	4328549	2636425	499043	18.93%	70692	18851	26.67%
32	LAHORE	11119985	6787033	3111726	45.85%	60000	15700	26.17%
33	GUJRAT	2756289	1681227	632462	37.62%	30830	6005	19.48%
34	BHAKKAR	1647852	1006815	213531	21.21%	27244	2888	10.60%
35	RAWALPINDI	5402380	3297436	2036217	61.75%	50000	1028	2.06%
36	SHEIKHUPURA	3460004	2110859	511195	24.22%	15500	9	0.06%
<b>SUM</b>		<b>109,989,655</b>	<b>66,907,573</b>	<b>22,595,975</b>	<b>33.77%</b>	<b>787,325</b>	<b>409,184</b>	<b>51.97%</b>

