



PDMA

Board of Revenue, Punjab PDMA Punjab Daily Covid-19 Vaccination Sit-Rep

26-09-2021 11:59 PM



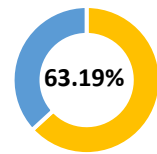
BOR

Covid-19 Vaccination Summary

42,278,936 persons have been vaccinated till date covering **63.19%** individuals across Punjab.
206,819 persons were vaccinated today (Sunday) in 21 districts of Punjab.

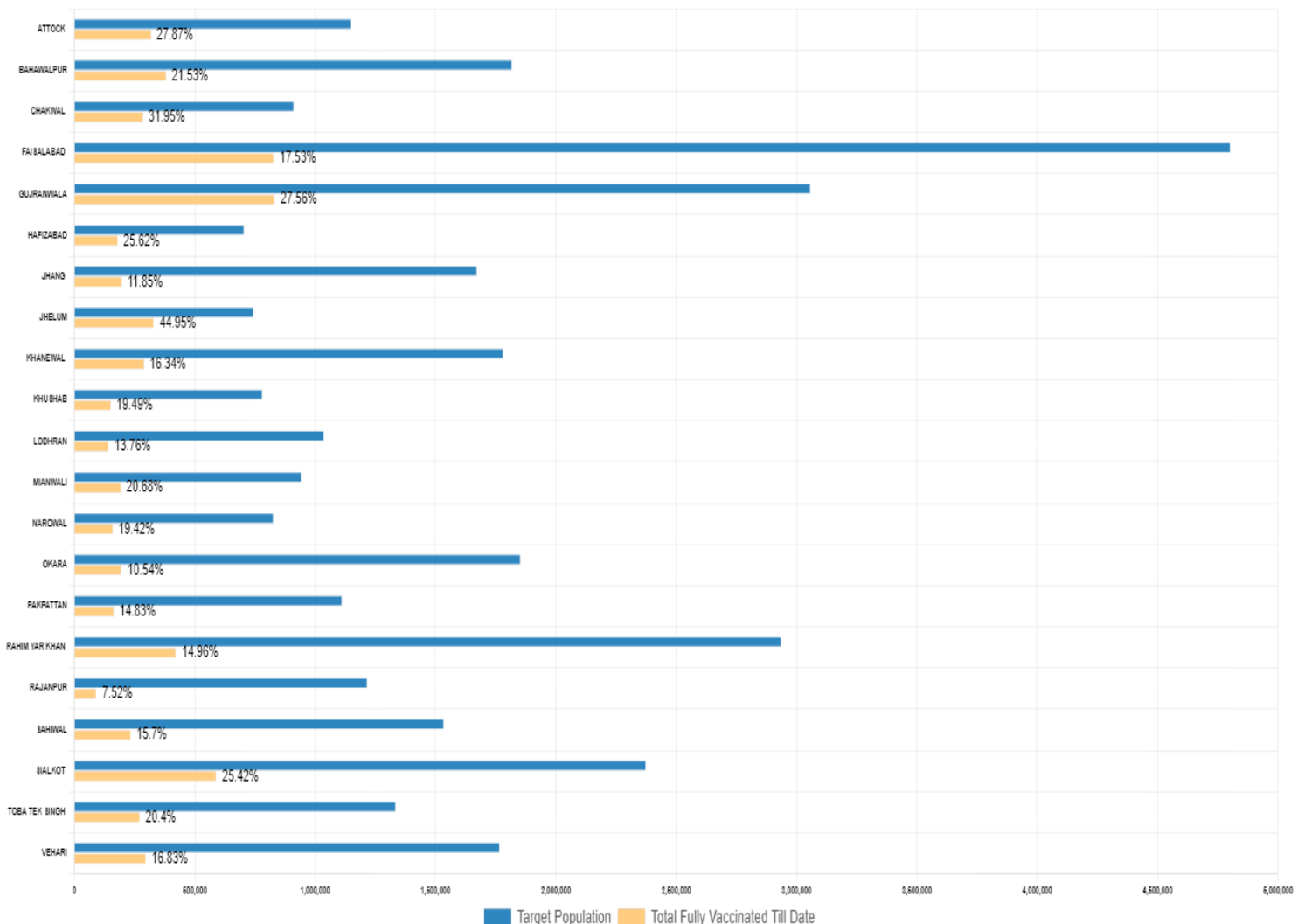
Daily Vaccination Summary of Punjab

Total CVCs Operational	Total Vaccinated till date	Targeted Population	%age Covered
475	42,278,936	66,907,573	63.19%

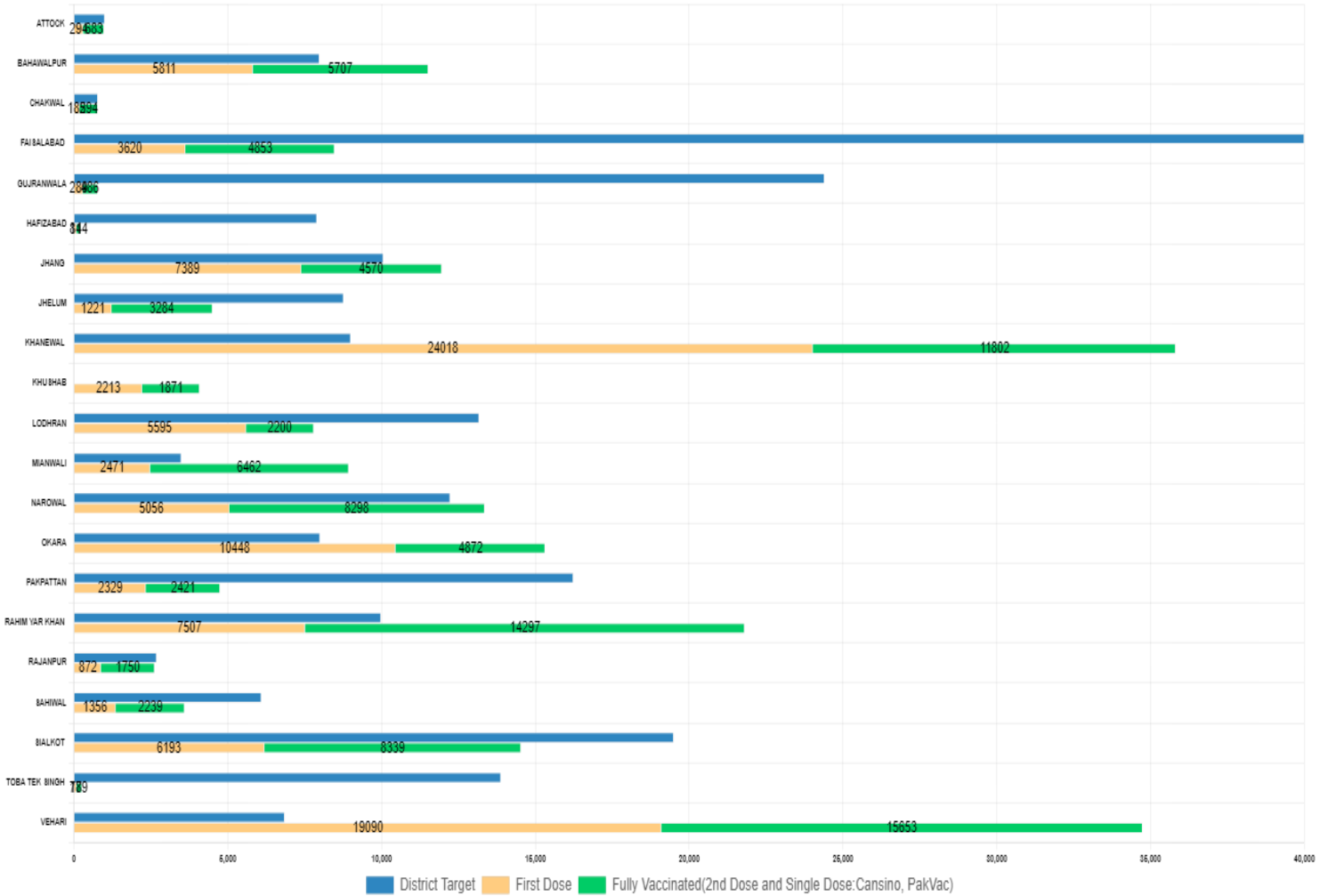


■ %age covered ■ Target

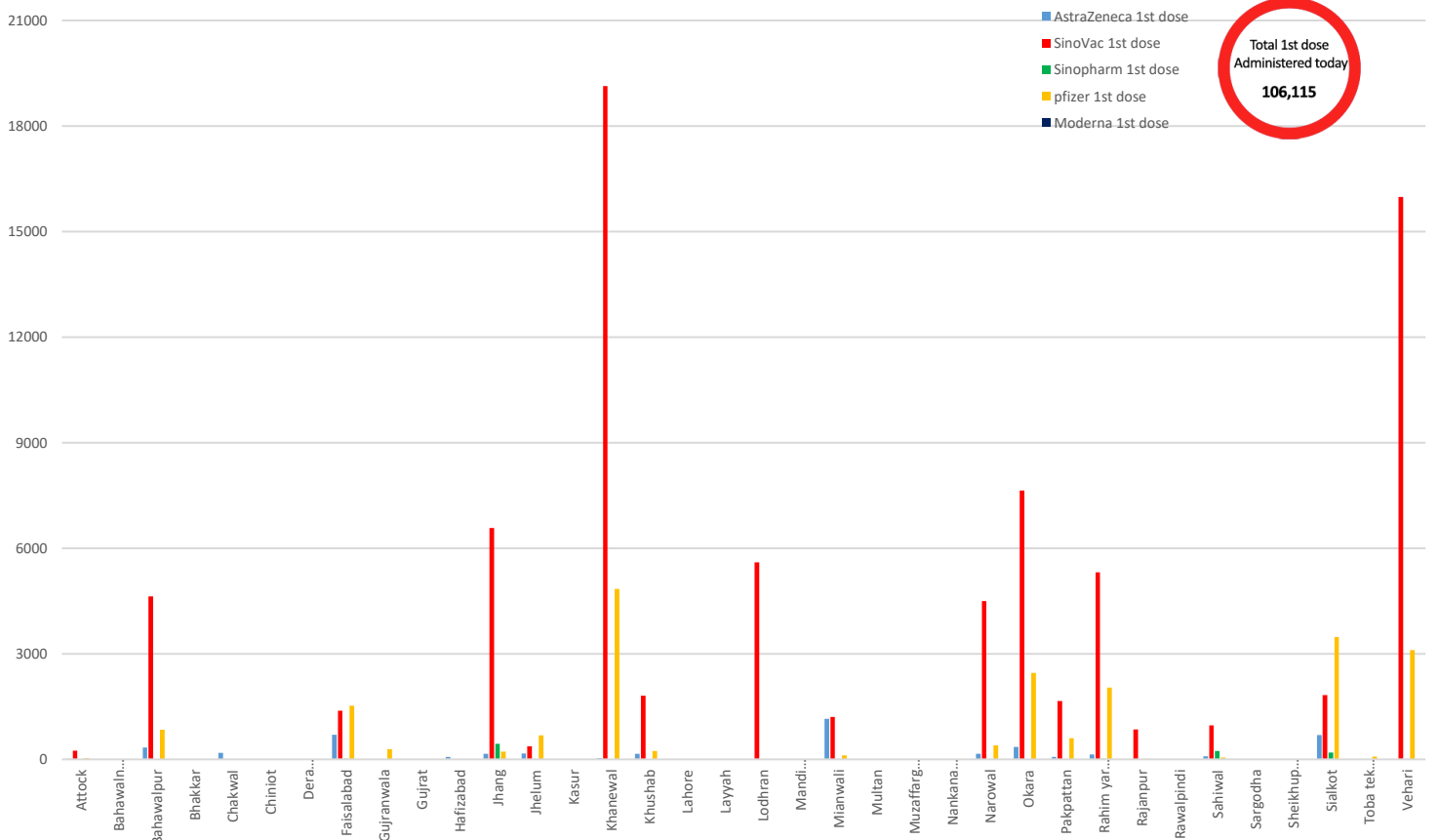
Percentage of Population Fully Vaccinated (2nd dose & 1 time dose)



Daily Vaccination Target Vs Achievement

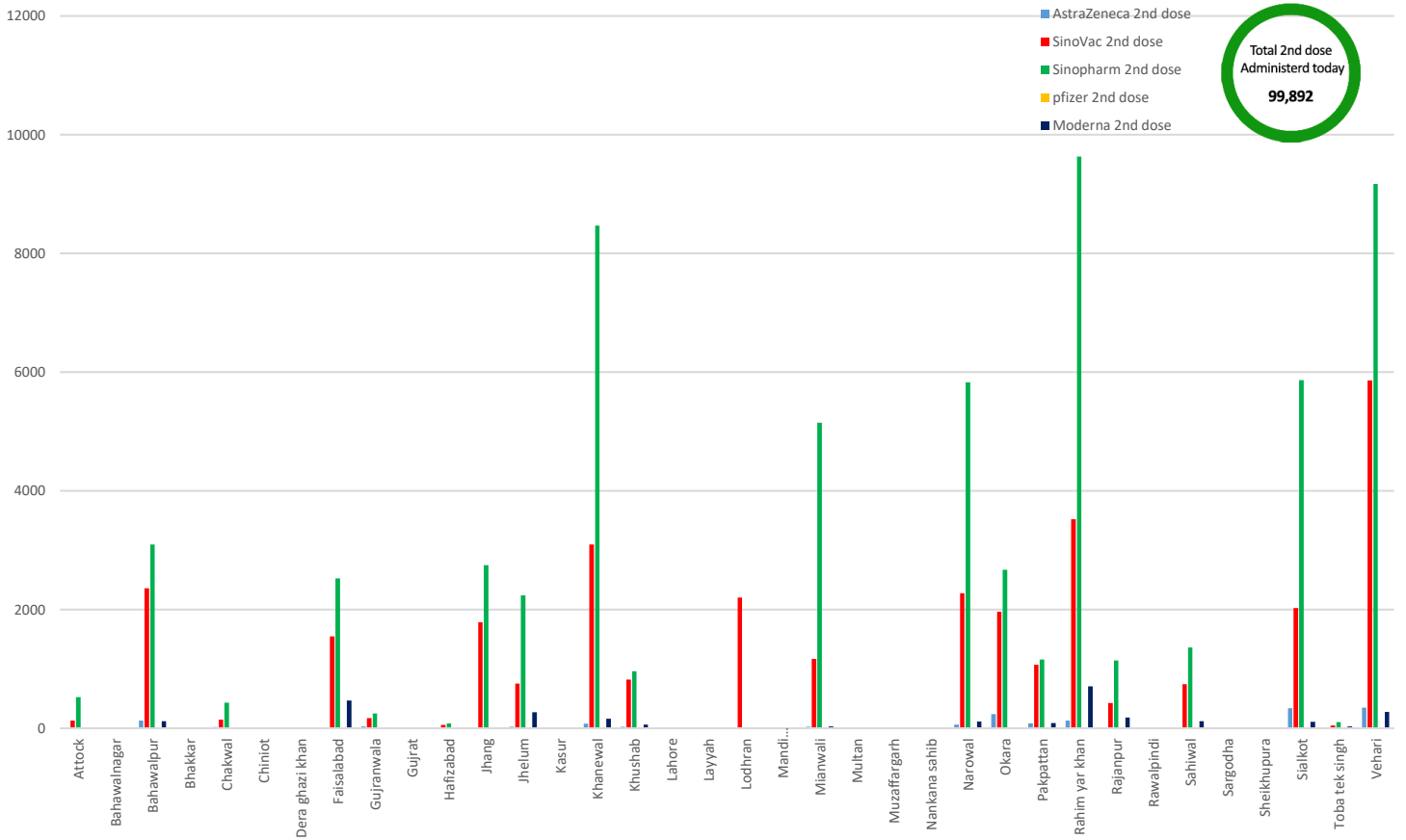


1st dose Administered Today

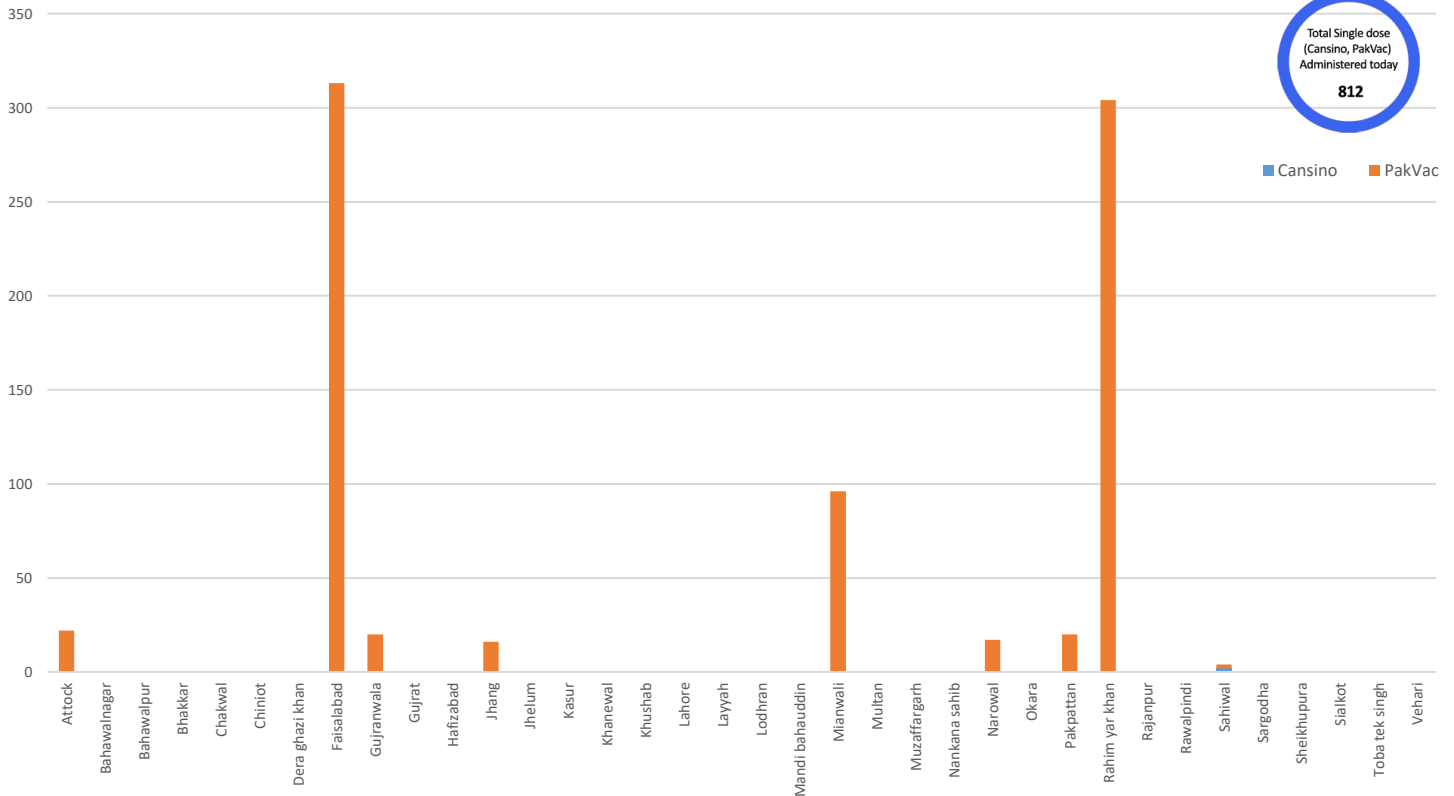


Total 1st dose Administered today
106,115

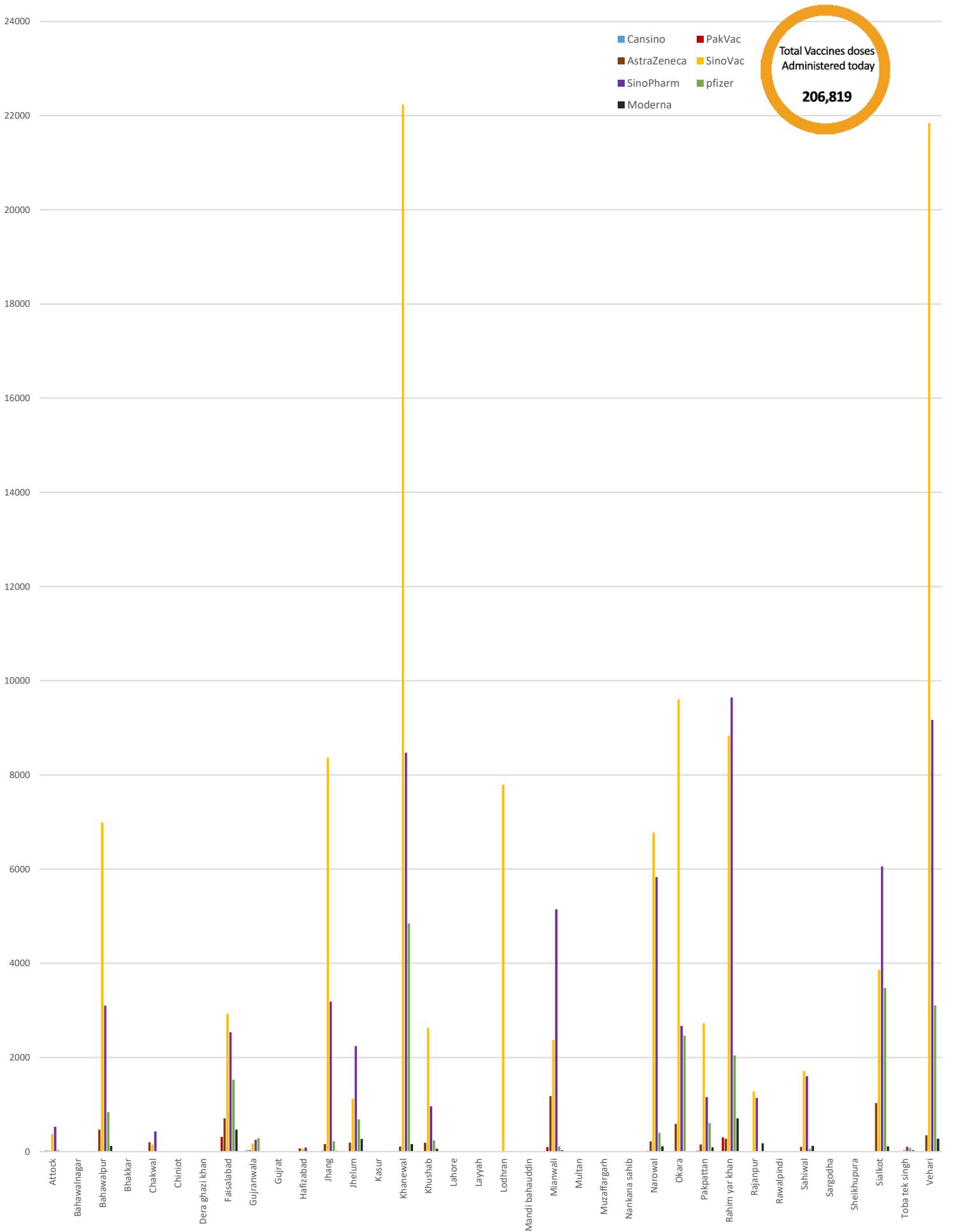
2nd dose Administered Today



Single dose Administered Today (Cansino & PakVac)



District Wise Vaccines Administered Today



Vaccines Stock Available

District	Cansino	AstraZeneca	PakVac	SinoVac	SinoPharm	Pfizer	Moderna	Sputnik V	Others	Vaccines Consumed Today	Total
Attock	0	7640	3740	74600	44230	12042	1410	0	0	977	143662
Bahawalnagar	0	9380	0	86172	51948	8980	1320	0	0	-	157800
Bahawalpur	0	3700	100	95640	55823	18192	3300	0	0	11,518	176755
Bhakkar	0	6900	45	32878	23528	20268	1757	0	0	-	85376
Chakwal	0	10280	0	30336	38495	12612	4365	0	0	776	96088
Chiniot	0	300	0	22320	34468	10480	4740	0	0	-	72308
DG Khan	0	4003	0	35285	22527	26786	2167	0	0	-	90768
Faisalabad	26	8001	21110	139679	119147	499532	15350	16554	0	8,475	819399
Gujranwala	0	28830	27420	156546	141161	278244	17025	19770	0	775	668996
Gujrat	67	16621	180	62576	53725	30654	7858	0	0	-	171681
Hafizabad	0	7148	320	30181	26052	10008	2748	0	0	225	76457
Jhang	0	9148	0	166523	35239	15638	8858	0	0	11,959	235406
Jhelum	0	8010	260	46956	31326	27282	4200	0	0	4,505	118034
Kasur	0	12970	350	107936	57539	13230	16995	0	0	-	209020
Khanewal	0	10260	240	40686	40718	34950	4450	0	0	35,820	131304
Khushab	0	9057	270	32574	21378	13787	3032	0	0	4,084	80098
Lahore	29131	48452	17419	345152	167941	93042	25293	16230	0	-	742660
Layyah	0	8140	0	63396	28487	15478	7869	0	0	-	123370
Lodhran	0	1866	0	25808	40300	8146	2000	0	0	7,795	78120
M.B Din	0	7897	0	57877	50778	25722	12254	0	0	-	154528
Mianwali	0	2630	3200	59606	26128	11646	1500	0	0	8,933	104710
Multan	0	25373	22988	109786	77009	512020	14307	17465	0	-	778948
Muzaffargarh	0	3817	734	116665	21287	16046	2490	0	0	-	161039
Nankana Sahib	0	5000	9600	41988	32430	13320	2580	0	0	-	104918
Narowal	0	3924	300	30748	22687	14301	1909	0	0	13,354	73869
Okara	0	2941	530	57724	33177	22844	2592	0	0	15,320	119808
Pakpattan	0	9560	310	54328	41599	10878	4965	0	0	4,750	121640
RY Khan	0	23670	1050	125120	83320	25530	6580	0	0	21,804	265270
Rajanpur	0	3630	0	40442	16547	11118	4635	0	0	2,622	76372
Rawalpindi	20	9800	11220	44140	75200	491700	0	900	0	-	632980
Sahiwal	12	3550	0	41228	11010	21200	1800	0	0	3,595	78800
Sargodha	83	15557	8680	126773	43322	15000	486	14601	0	-	224502
Sheikhupura	0	10457	0	114442	54948	40566	17150	0	0	-	237563
Sialkot	0	13575	0	41135	35962	30620	1927	0	0	14,532	123219
Toba Tek Singh	0	1960	0	50826	29265	18054	4590	0	0	257	104695
Vehari	0	13673	30	145511	89270	17608	3821	0	0	34,743	269913
Total	29339	367720	130096	2853583	1777971	2447524	218323	85520	0	206,819	7910076

**Completely Vaccinated Population (Both Single & Double dose)
26-September-2021**

S.No	District	Total Population	Target Population	Vaccinated Till Now	% of Population Vaccinated Till Now	Vaccinated Today
1	ATTOCK	1886378	1148969	320206	27.87%	977
2	BAHAWALNAGAR	2975656	2237544	760812	34.00%	-
3	BAHAWALPUR	3669176	1818970	382538	21.03%	11518
4	BHAKKAR	1647852	1006815	120933	12.01%	-
5	CHAKWAL	1495463	912549	286768	31.42%	776
6	CHINIOT	1368659	835541	176687	21.15%	-
7	DERA GHAZI KHAN	2872631	1752042	204710	11.68%	-
8	FAISALABAD	7882444	4803085	828844	17.26%	8475
9	GUJRANWALA	5011066	3058659	832267	27.21%	775
10	GUJRAT	2756289	1681227	488681	29.07%	-
11	HAFIZABAD	1156954	705743	180841	25.62%	225
12	JHANG	2742633	1673483	198382	11.85%	11959
13	JHELUM	1222403	745816	330467	44.31%	4505
14	KASUR	3454881	2107547	223456	10.60%	-
15	KHANEWAL	2920233	1782411	291274	16.34%	35820
16	KHUSHAB	1280372	781592	152352	19.49%	4084
17	LAHORE	11119985	6787033	2576322	37.96%	-
18	LAYYAH	1823995	1112780	161811	14.54%	-
19	LODHRAN	1699693	1037378	142781	13.76%	7795
20	MANDI BHAUDDIN	1594039	971908	419584	43.17%	-
21	MIANWALI	1542601	943117	195034	20.68%	8933
22	MULTAN	4746166	2894516	635043	21.94%	-
23	MUZAFFARGARH	4328549	2636425	231675	8.79%	-
24	NANKANA SAHIB	1354986	842951	198222	23.52%	-
25	NAROWAL	1707575	827388	160652	19.42%	13354
26	OKARA	3040826	1853874	195438	10.54%	15320
27	PAKPATTAN	1824228	1112449	164953	14.83%	4750
28	RAHIM YAR KHAN	4807762	2936543	422200	14.38%	21804
29	RAJANPUR	1996039	1217534	91504	7.52%	2622
30	RAWALPINDI	5402380	3297436	1487679	45.12%	-
31	SAHIWAL	2513011	1535711	234938	15.30%	3595
32	SARGODHA	3696212	2259188	557501	24.68%	-
33	SHEIKHUPURA	3460004	2110859	279361	13.23%	-
34	SIALKOT	3894938	2375139	589840	24.83%	14532
35	TOBA TEK SINGH	2191495	1335909	272512	20.40%	257
36	VEHARI	2902081	1767442	297508	16.83%	34743
SUM		109,989,655	66,907,573	15,093,776	22.56%	206,819