



PDMA

Board of Revenue, Punjab PDMA Punjab Daily Covid-19 Vaccination Sit-Rep

26-10-2021 11:59 PM



BOR

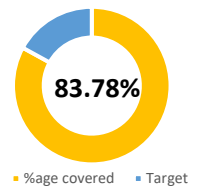
Covid-19 Vaccination Summary

56,053,130 persons have been vaccinated till date covering 83.78% individuals across Punjab.

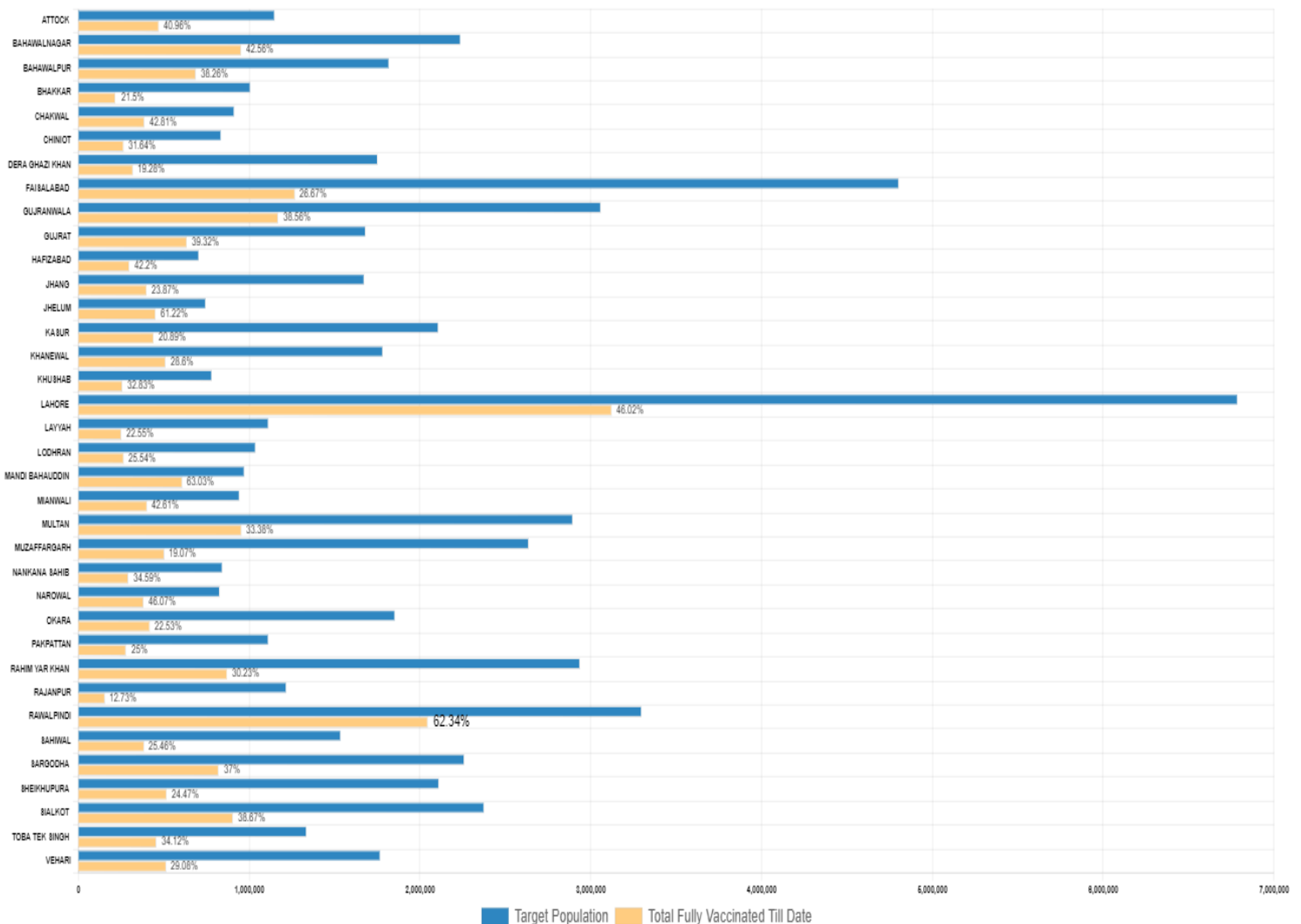
526,319 persons were vaccinated today against assigned target of 793,082 in all 36 districts of Punjab.

Daily Vaccination Summary of Punjab

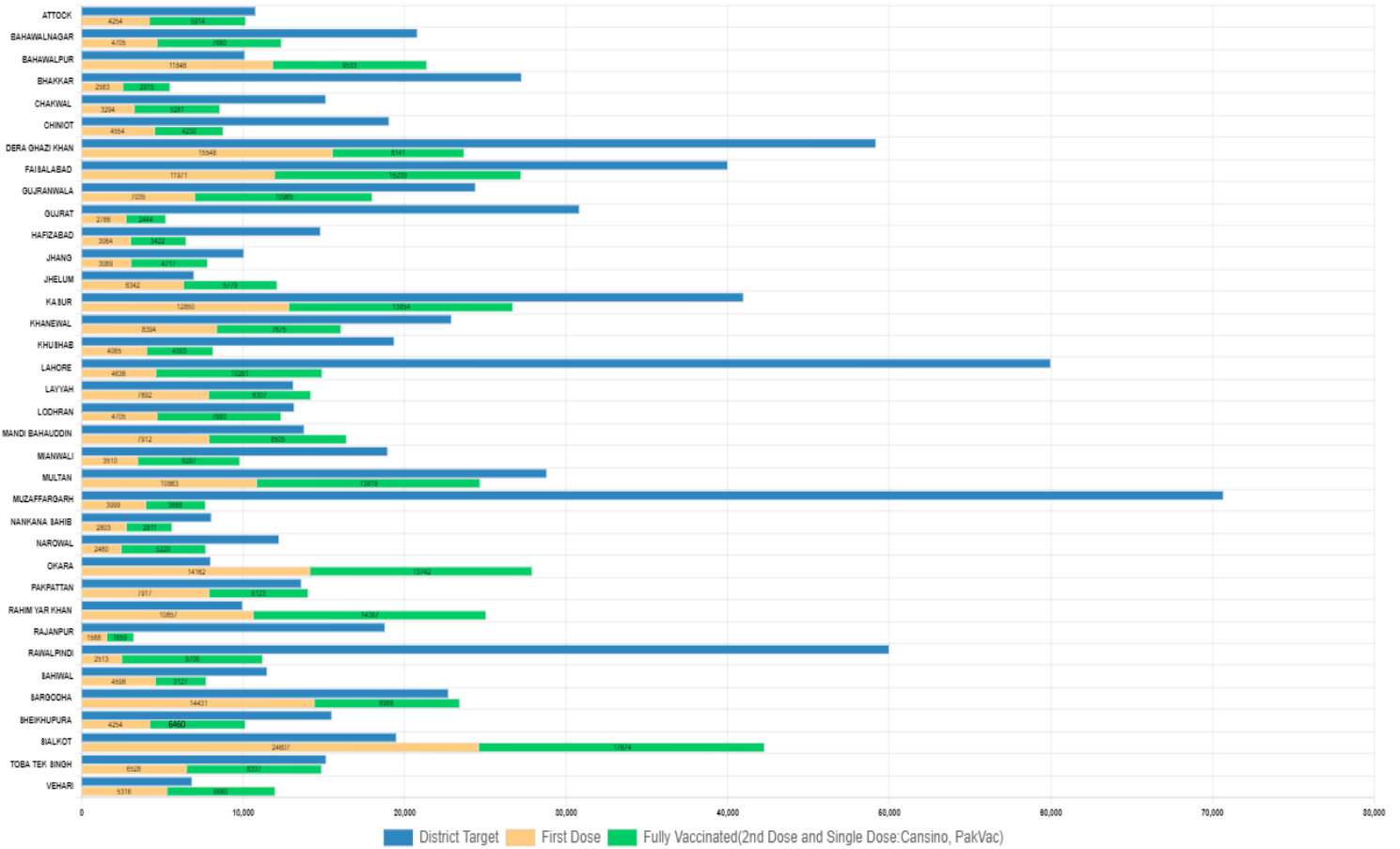
Total CVCs Operational	Total Vaccinated till date	Targeted Population	%age Covered
796	56,053,130	66,907,573	83.78%



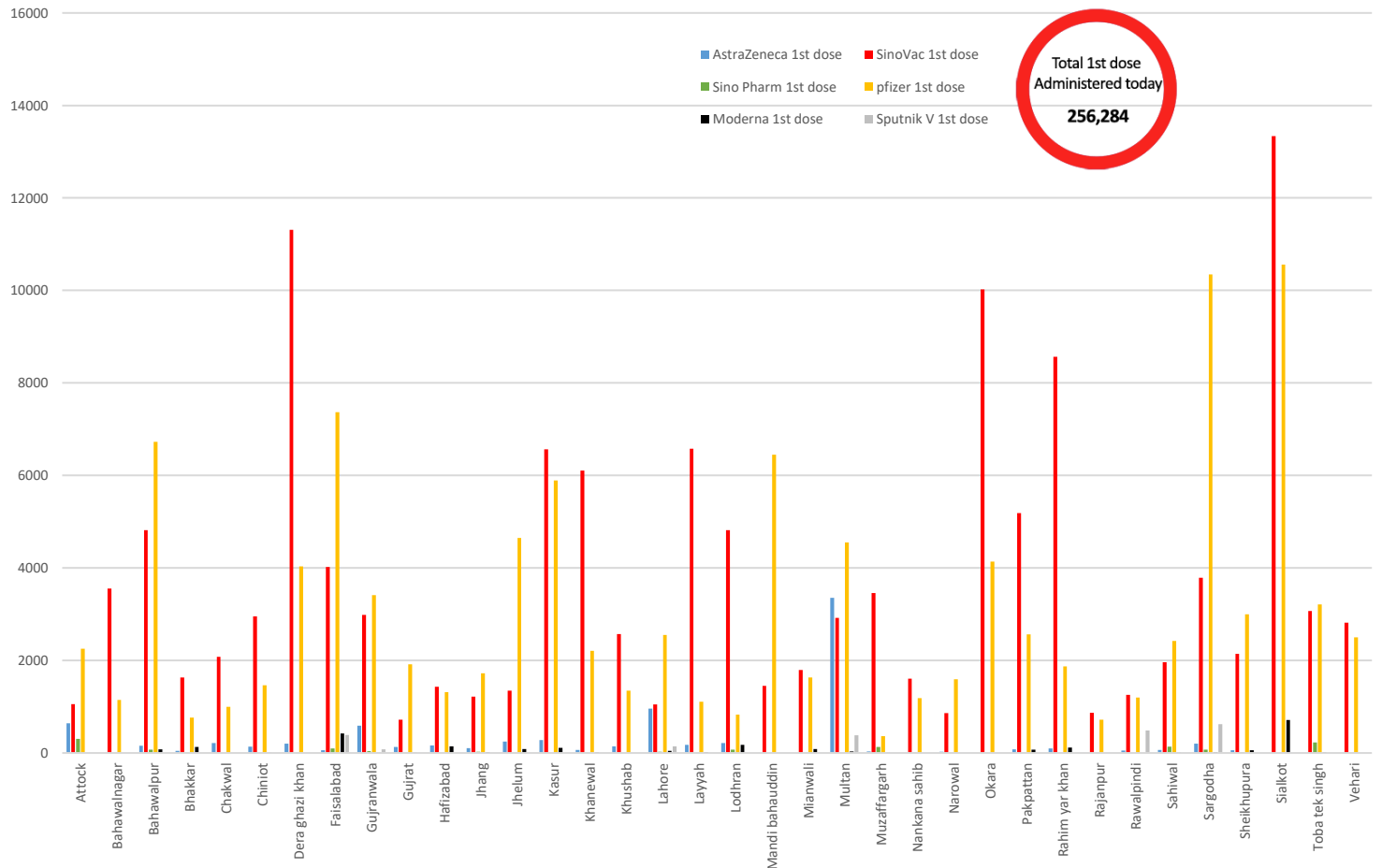
Percentage of Population Fully Vaccinated (2nd dose & 1 time dose)



Daily Vaccination Target Vs Achievement



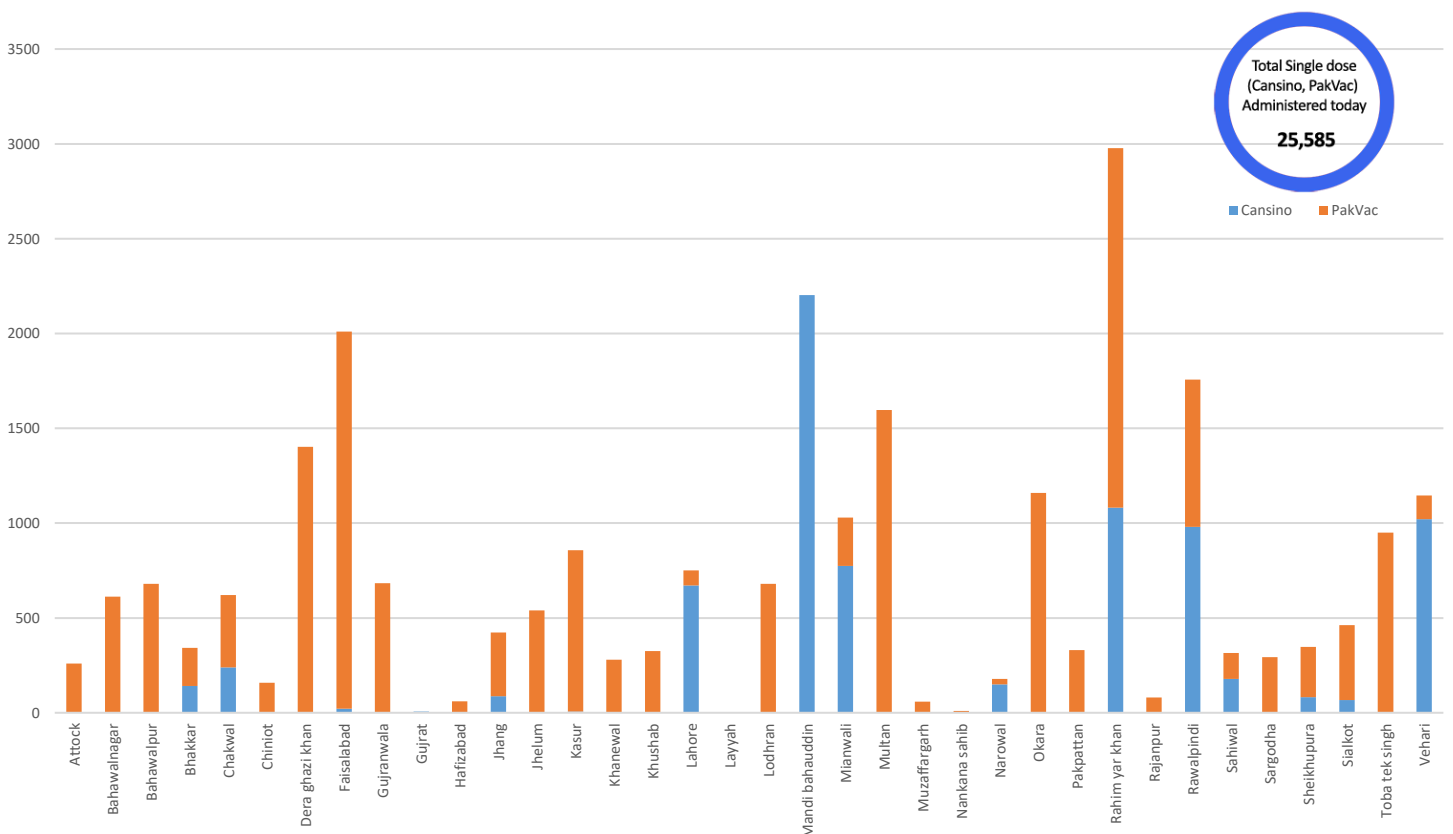
1st dose Administered Today



2nd dose Administered Today

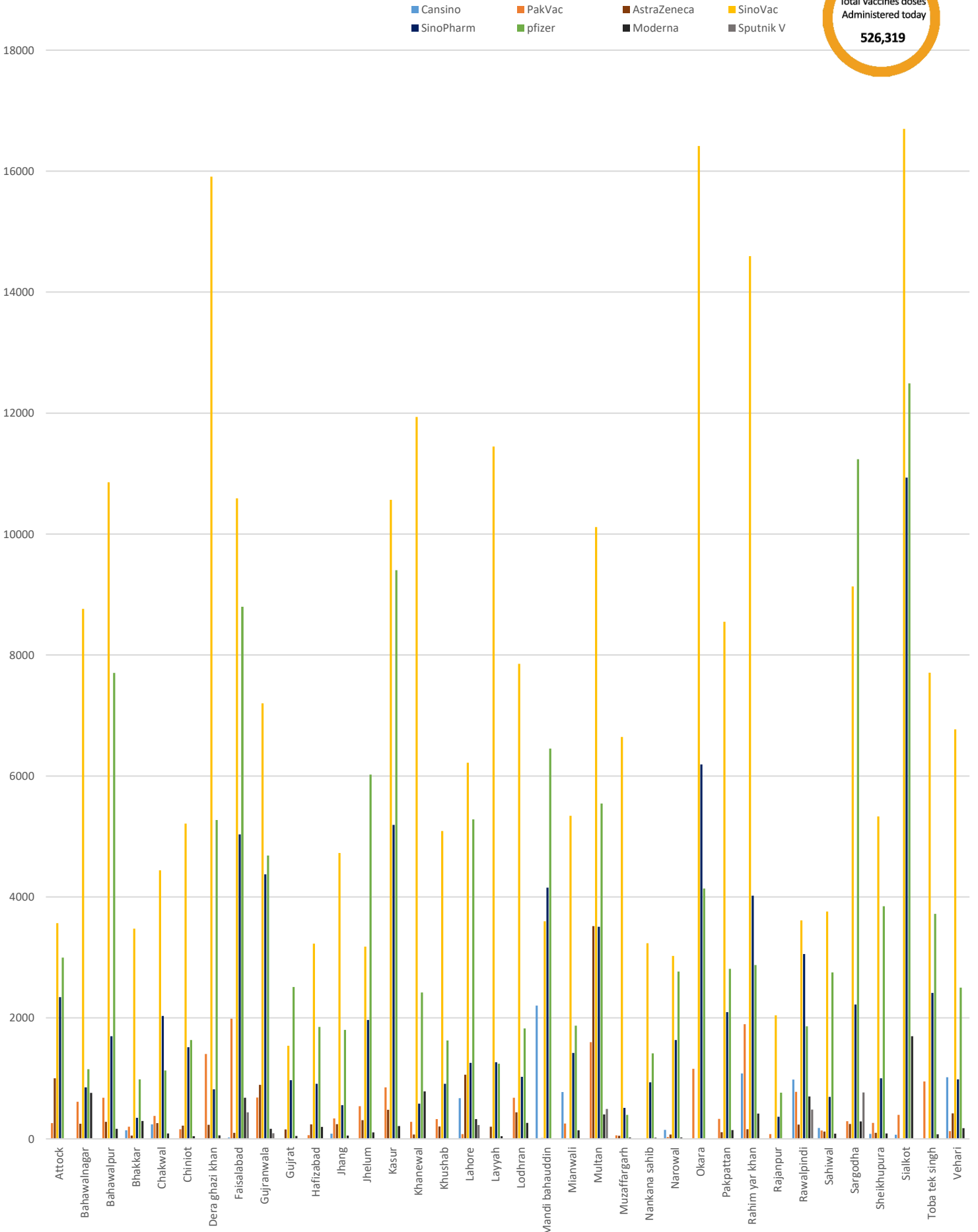


Single dose Administered Today (Cansino & PakVac)



District Wise Vaccines Administered Today

Total Vaccines doses Administered today
526,319



Vaccines Stock Available

District	Cansino	AstraZeneca	PakVac	SinoVac	SinoPharm	Pfizer	Moderna	Sputnik V	Others	Vaccines Consumed Today	Total
Attock	0	1620	3470	133562	45585	19758	0	0	0	10,168	203995
Bahawalnagar	0	890	613	64794	22918	36890	5290	0	0	12,385	131395
Bahawalpur	0	660	13130	91312	79181	42069	1965	0	0	21,381	228317
Bhakkar	2620	120	2000	51565	49092	27185	1745	0	0	5,498	134327
Chakwal	720	1230	8250	112936	53315	6144	1335	0	0	8,575	183930
Chiniot	0	1630	4760	74152	42542	4060	50	0	0	8,784	127194
DG Khan	0	6937	11364	68265	78276	42117	1590	0	0	23,689	208549
Faisalabad	0	210	12170	119285	74711	247924	3620	18649	0	27,650	476569
Gujranwala	0	3180	17540	90832	63225	109344	2235	9044	0	18,094	295400
Gujrat	270	1989	100	107569	24371	17113	1471	0	0	5,230	152883
Hafizabad	0	1121	11520	73933	54555	33009	1228	0	0	6,486	175366
Jhang	0	2946	14500	56282	69808	46066	3635	0	0	7,806	193237
Jhelum	0	2090	4640	141670	60453	55086	270	0	0	12,121	264209
Kasur	2000	1440	3350	54610	33661	47682	2820	0	0	26,704	145563
Khanewal	0	1090	7660	81676	47883	51066	4515	0	0	16,069	193890
Khushab	7200	337	1932	61772	49861	18790	6692	0	0	8,158	146584
Lahore	43725	1238	13160	139991	82290	35215	0	0	0	15,125	348282
Layyah	0	3450	7820	50956	54358	8868	1680	0	0	14,199	127132
Lodhran	7200	2463	14400	70980	77639	31048	5400	0	0	12,092	209130
M.B Din	8409	40	10179	111650	46062	27087	4005	0	0	16,417	207432
Mianwali	6058	0	11180	72984	45635	32208	3705	0	0	9,807	171770
Multan	0	8142	11866	46516	45477	256635	692	9823	0	25,174	379151
Muzaffargarh	0	829	14776	191762	106634	21655	2066	0	0	7,687	337722
Nankana Sahib	0	60	16790	81222	44160	31020	3390	0	0	5,614	176642
Narowal	2157	674	2310	43790	35583	22985	1292	0	0	7,700	108791
Okara	0	0	1200	38382	36263	27226	0	0	0	27,904	103071
Pakpattan	0	190	13040	53450	47265	33508	5220	0	0	14,040	152673
RY Khan	1400	0	11910	114183	38135	30896	4215	0	0	25,044	200739
Rajanpur	0	0	14460	66886	37920	26964	1080	0	0	3,247	147310
Rawalpindi	1212	7130	12250	107140	59053	106467	32221	36095	0	11,703	361568
Sahiwal	4121	1483	821	68157	47532	21716	21002	0	0	7,725	164832
Sargodha	152	3780	14295	76656	52608	42467	3085	20276	0	24,187	213319
Sheikhupura	7114	397	3565	101352	59117	36816	13377	0	0	10,714	221738
Sialkot	841	0	7050	71266	54335	28044	2040	0	0	42,281	163576
Toba Tek Singh	0	0	8100	53810	54115	36234	945	0	0	14,865	153204
Vehari	10623	1970	11935	30161	71344	24189	5154	0	0	11,996	155376
Total	105822	59336	318106	2975509	1944962	1685551	149030	93887	0	526,319	7364866

**Completely Vaccinated Population (Both Single & Double dose)
26-October-2021**

S.No	District	Total Population	Target Population	Vaccinated Till Now	% of Population Vaccinated Till Now	Target Today	Vaccinated Today	Target achieved
1	OKARA	3040826	1853874	417639	22.53%	8000	27904	348.80%
2	RAHIM YAR KHAN	4807762	2936543	870701	29.65%	9980	25044	250.94%
3	SIALKOT	3894938	2375139	904571	38.08%	19500	42281	216.83%
4	BAHAWALPUR	3669176	1818970	686745	37.75%	10120	21381	211.27%
5	VEHARI	2902081	1767442	514021	29.08%	6852	11996	175.07%
6	JHELUM	1222403	745816	451786	60.58%	6970	12121	173.90%
7	MANDI BAHAUDDIN	1594039	971908	607718	62.53%	13795	16417	119.01%
8	LAYYAH	1823995	1112780	250953	22.55%	13126	14199	108.17%
9	SARGODHA	3696212	2259188	820526	36.32%	22722	24187	106.45%
10	PAKPATTAN	1824228	1112449	278092	25.00%	13616	14040	103.11%
11	TOBA TEK SINGH	2191495	1335909	455797	34.12%	15154	14865	98.09%
12	LODHRAN	1699693	1037378	264922	25.54%	13173	12092	91.79%
13	ATTOCK	1886378	1148969	470642	40.96%	10784	10168	94.29%
14	MULTAN	4746166	2894516	954367	32.97%	28808	25174	87.39%
15	JHANG	2742633	1673483	399426	23.87%	10060	7806	77.59%
16	GUJRANWALA	5011066	3058659	1168750	38.21%	24400	18094	74.16%
17	KHANEWAL	2920233	1782411	509746	28.60%	22911	16069	70.14%
18	NANKANA SAHIB	1354986	842951	291558	34.59%	8047	5614	69.77%
19	FAISALABAD	7882444	4803085	1267736	26.39%	40000	27650	69.13%
20	SAHIWAL	2513011	1535711	384824	25.06%	11497	7725	67.19%
21	KASUR	3454881	2107547	440264	20.89%	40985	26704	65.16%
22	NAROWAL	1707575	827388	381216	46.07%	12232	7700	62.95%
23	BAHAWALNAGAR	2975656	2237544	952308	42.56%	20800	12385	59.54%
24	CHAKWAL	1495463	912549	385829	42.28%	15131	8575	56.67%
25	MIANWALI	1542601	943117	401837	42.61%	18962	9807	51.72%
26	DERA GHAZI KHAN	2872631	1752042	319143	18.22%	49177	23689	48.17%
27	CHINIOT	1368659	835541	264372	31.64%	19049	8784	46.11%
28	HAFIZABAD	1156954	705743	297829	42.20%	14803	6486	43.82%
29	KHUSHAB	1280372	781592	256571	32.83%	19368	8158	42.12%
30	LAHORE	11119985	6787033	3122070	46.00%	60000	15125	25.21%
31	RAWALPINDI	5402380	3297436	2044923	62.02%	50000	11703	23.41%
32	BHAKKAR	1647852	1006815	216446	21.50%	27244	5498	20.18%
33	RAJANPUR	1996039	1217534	154955	12.73%	18794	3247	17.28%
34	GUJRAT	2756289	1681227	634906	37.76%	30830	5230	16.96%
35	MUZAFFARGARH	4328549	2636425	502731	19.07%	70692	7687	10.87%
36	SHEIKHUPURA	3460004	2110859	516627	24.47%	15500	10714	69.12%
SUM		109,989,655	66,907,573	22,862,547	34.17%	793,082	526,319	66.36%

■ District Target (%) Achieved

