



Board of Revenue, Punjab PDMA Punjab Daily Covid-19 Vaccination Sit-Rep



27-07-2021 11:59 PM

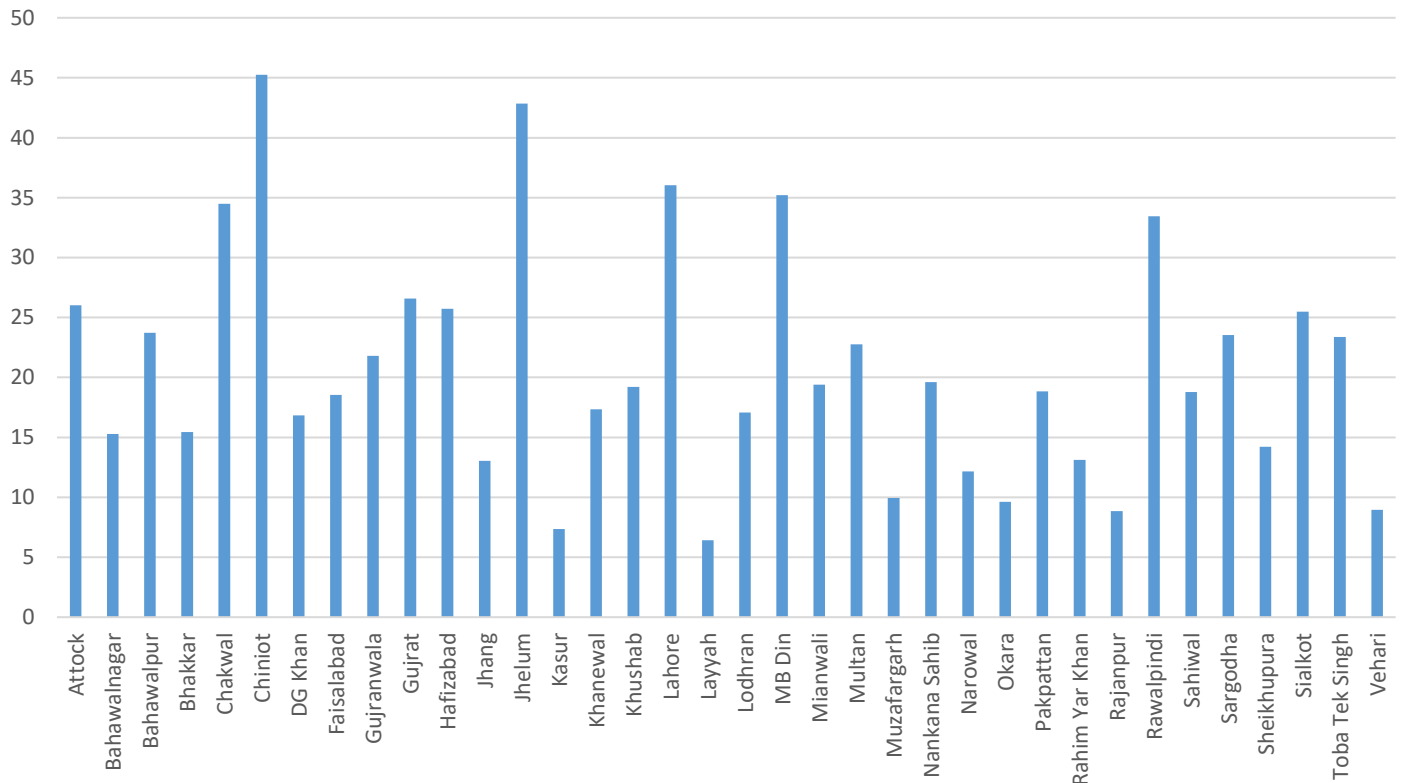
Covid-19 Vaccination Summary

14,178,057 persons have been vaccinated till date covering **21.13%** individuals across Punjab. **495,851** persons have been vaccinated today against assigned target of **373,567** in 36 Districts of Punjab in **790** Corona Vaccination centers.

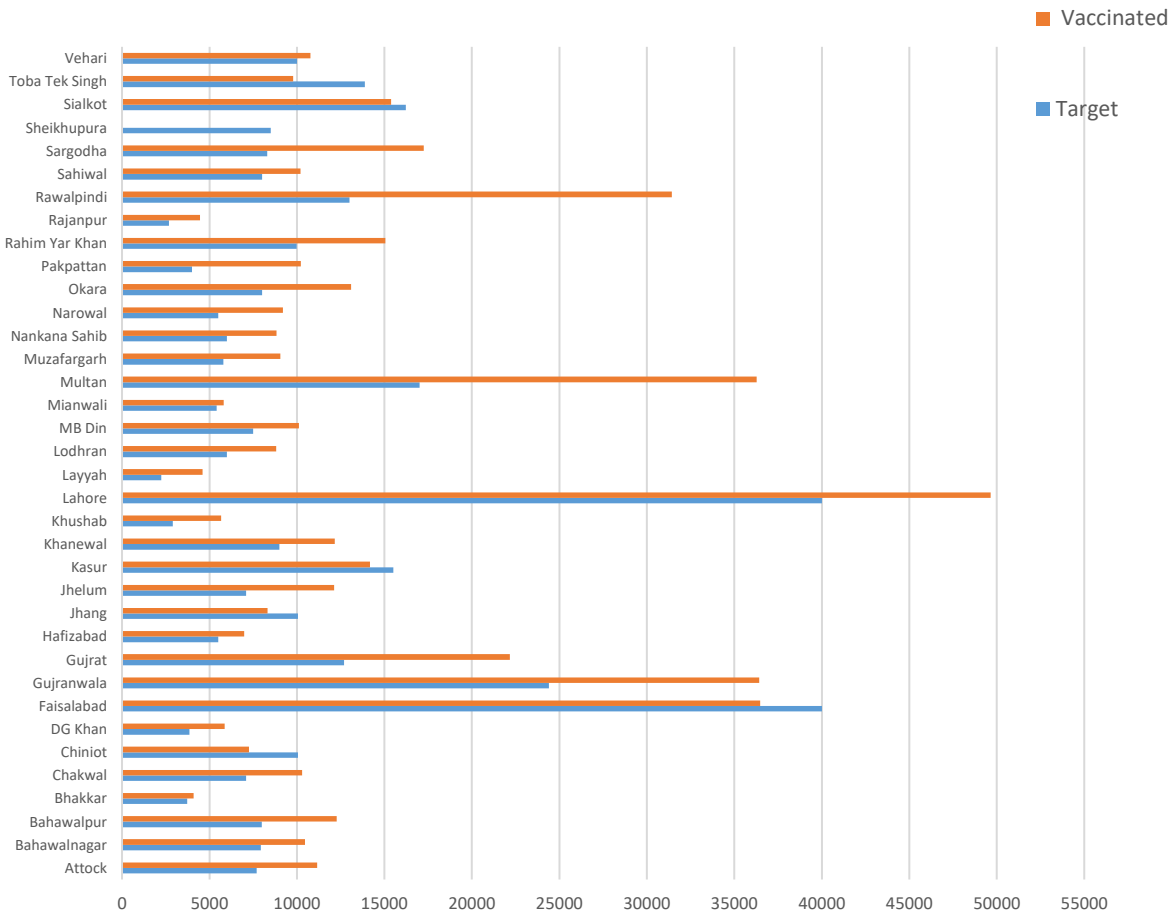
Daily Vaccination Summary of Punjab

Total CVCs Operational	Total Vaccinated till date	Persons Vaccinated Yesterday	Persons Vaccinated Today	Variance	Daily Target	Daily % age achieved
790	14,178,057	361,867	495,851	133,984	373,567	132.73%

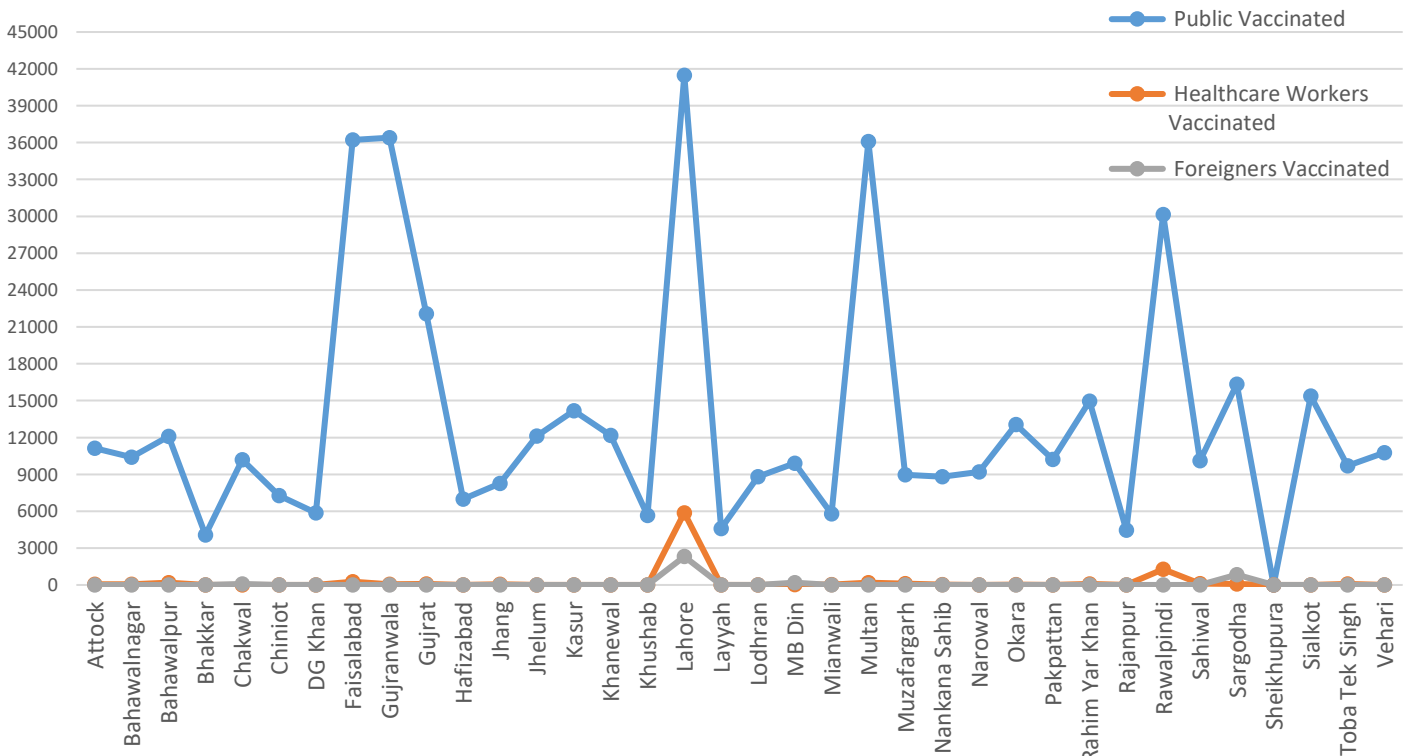
District wise Total Percentage Vaccination



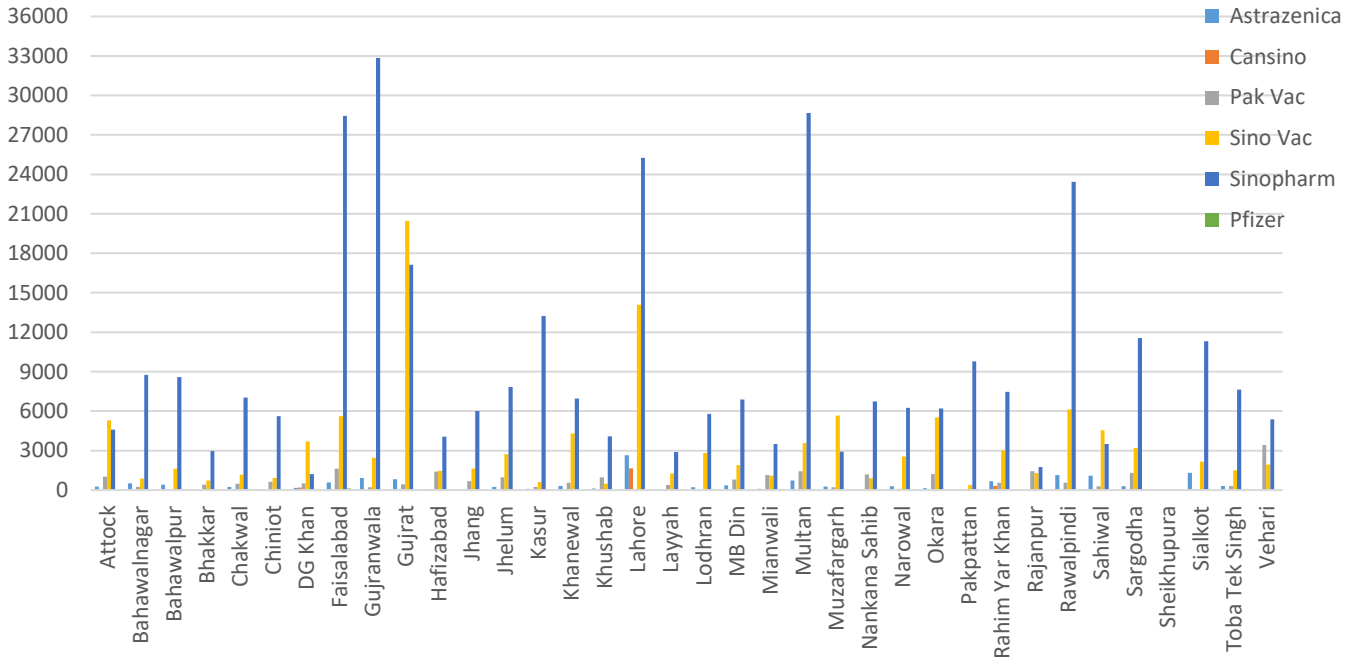
Daily Vaccination Target Vs Achievement



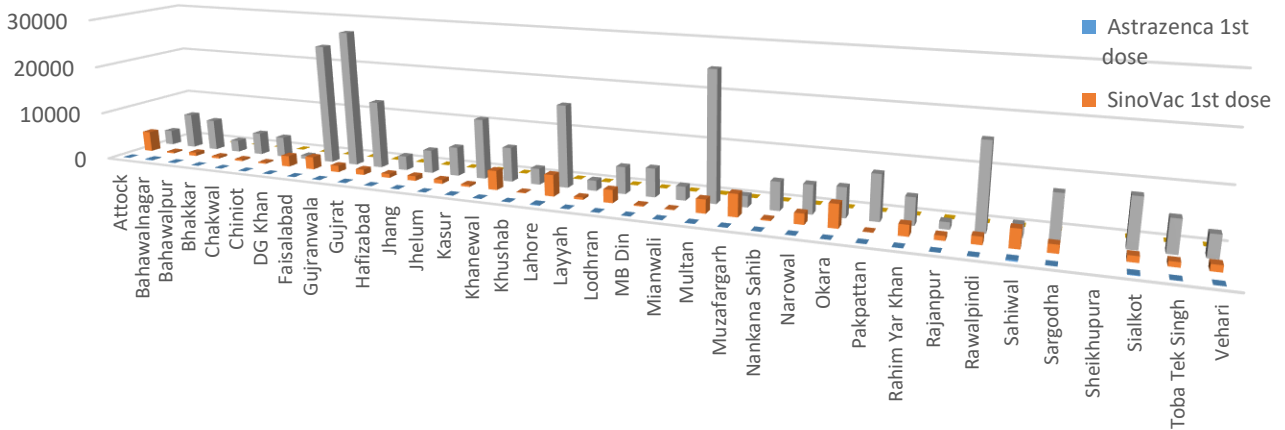
Public Vs Health Workers Vs Foreigners



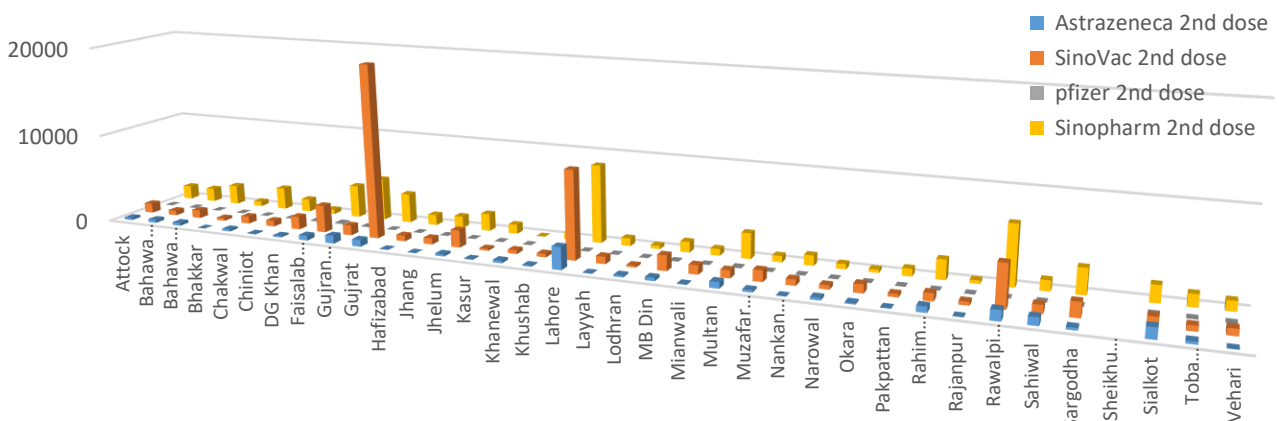
District wise Vaccines Consumption



1st dose Vaccination shots Today



2nd dose Vaccination shots Today



Vaccines Stock Available

District	Cansino	Astra Zenca	Sino Pak	Sino Vac	Sino Pharm	Pfizer	Others	Total
Attock	24	5,970	2,500	19,724	12,174	-	-	40,392
Bahawalnagar	-	3,756	1,984	1,412	11,209	-	-	18,361
Bahawalpur	252	10,510	1,160	5,307	8,827	-	2,783	28,839
Bhakkar	-	2,400	570	1,875	11,969	-	-	16,814
Chakwal	54	2,070	2,840	11,038	15,344	-	4,000	35,346
Chiniot	-	4,600	3,190	5,538	27,209	-	-	40,537
DG Khan	992	4,211	5,911	15,054	4,844	-	400	31,412
Faisalabad	126	17,640	7,200	34,488	82,721	-	50	142,225
Gujranwala	17	16,650	1,010	4,922	50,807	-	1,500	74,906
Gujrat	55	3,575	200	7,454	13,145	-	3,810	28,239
Hafizabad	-	2,320	4,320	4,180	9,926	-	-	20,746
Jhang	-	2,280	1,270	6,866	23,218	-	-	33,634
Jhelum	-	5,940	1,240	12,610	23,912	-	2,180	45,882
Kasur	-	2,290	980	2,606	7,682	-	-	13,558
Khanewal	-	6,890	1,920	9,124	26,648	-	-	44,582
Khushab	-	2,160	3,280	5,826	10,708	-	-	21,974
Lahore	5,234	80,660	11,000	62,806	122,755	-	28,343	310,798
Layyah	-	2,370	3,880	5,112	16,677	-	-	28,039
Lodhran	-	2,270	-	8,482	9,184	-	-	19,936
MB Din	-	3,290	1,300	5,786	21,546	-	2,600	34,522
Mianwali	-	4,200	350	2,352	20,665	-	-	27,567
Multan	-	14,515	3,308	3,659	79,966	2,808	2,638	106,894
Muzafargarh	169	6,623	5,641	22,451	23,554	-	-	58,438
Nankana Sahib	-	4,780	2,710	6,640	28,002	-	-	42,132
Narowal	-	1,996	30	3,512	38,489	-	-	44,027
Okara	-	6,440	1,260	5,344	22,352	-	-	35,396
Pakpattan	-	2,170	40	3,694	25,162	-	-	31,066
Rahim Yar Khan	6	9,380	2,720	11,524	15,250	-	5,700	44,580
Rajanpur	-	2,400	1,995	4,689	17,370	-	-	26,454
Rawalpindi	-	27,591	8,847	42,596	33,189	-	7,018	119,241
Sahiwal	-	2,450	70	5,724	21,375	-	900	30,519
Sargodha	137	13,896	2,000	8,943	26,321	20	4,887	56,204
Sheikhupura								
Sialkot	9	6,550	100	4,888	14,096	-	730	26,373
Toba Tek Singh	-	7,530	620	7,512	25,022	-	-	40,684
Vehari	-	7,200	4,800	12,869	21,477	-	-	46,346
Total	7,075	299,573	90,246	376,607	922,795	2,828	67,539	1,766,663