



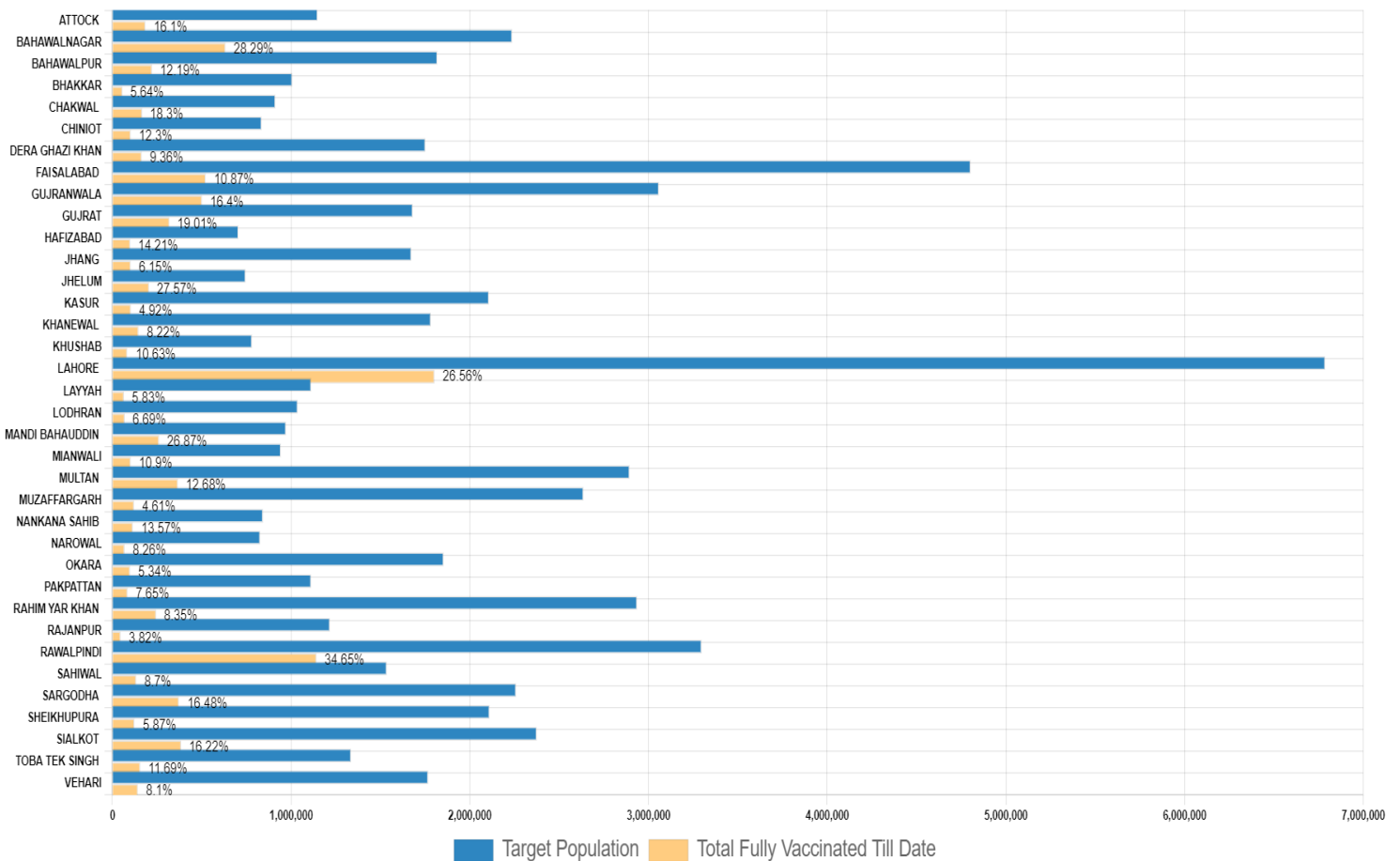
Covid-19 Vaccination Summary

27,243,606 persons have been vaccinated till date covering **40.72%** individuals across Punjab.
635,692 persons have been vaccinated today against assigned target of **450,875** in 36 districts of Punjab.

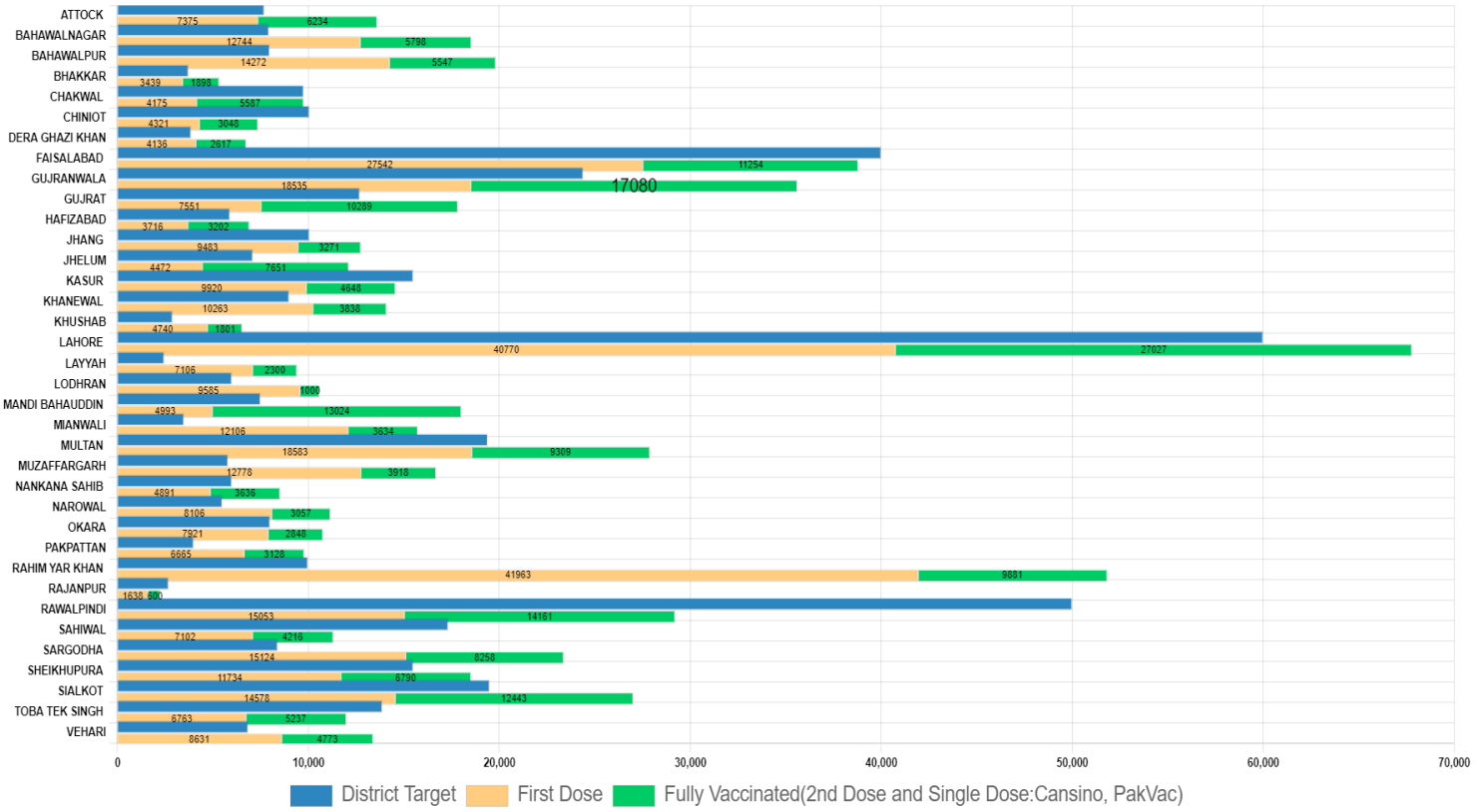
Daily Vaccination Summary of Punjab

Total CVCs Operational	Total Vaccinated till date	Targeted Population	%age Covered
801	27,243,606	66,907,573	40.72%

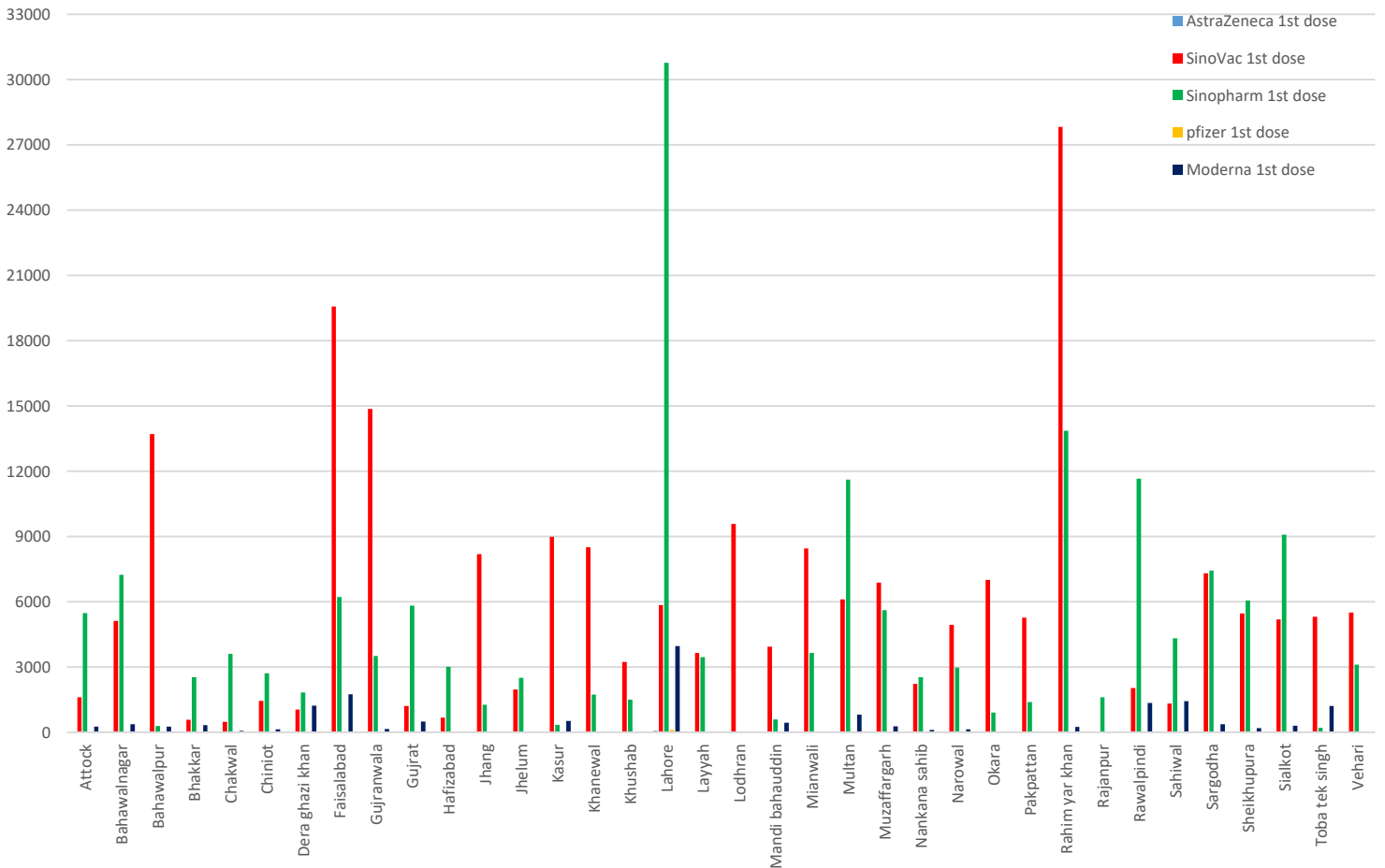
Percentage of Population Fully Vaccinated (2nd dose & 1 time dose)



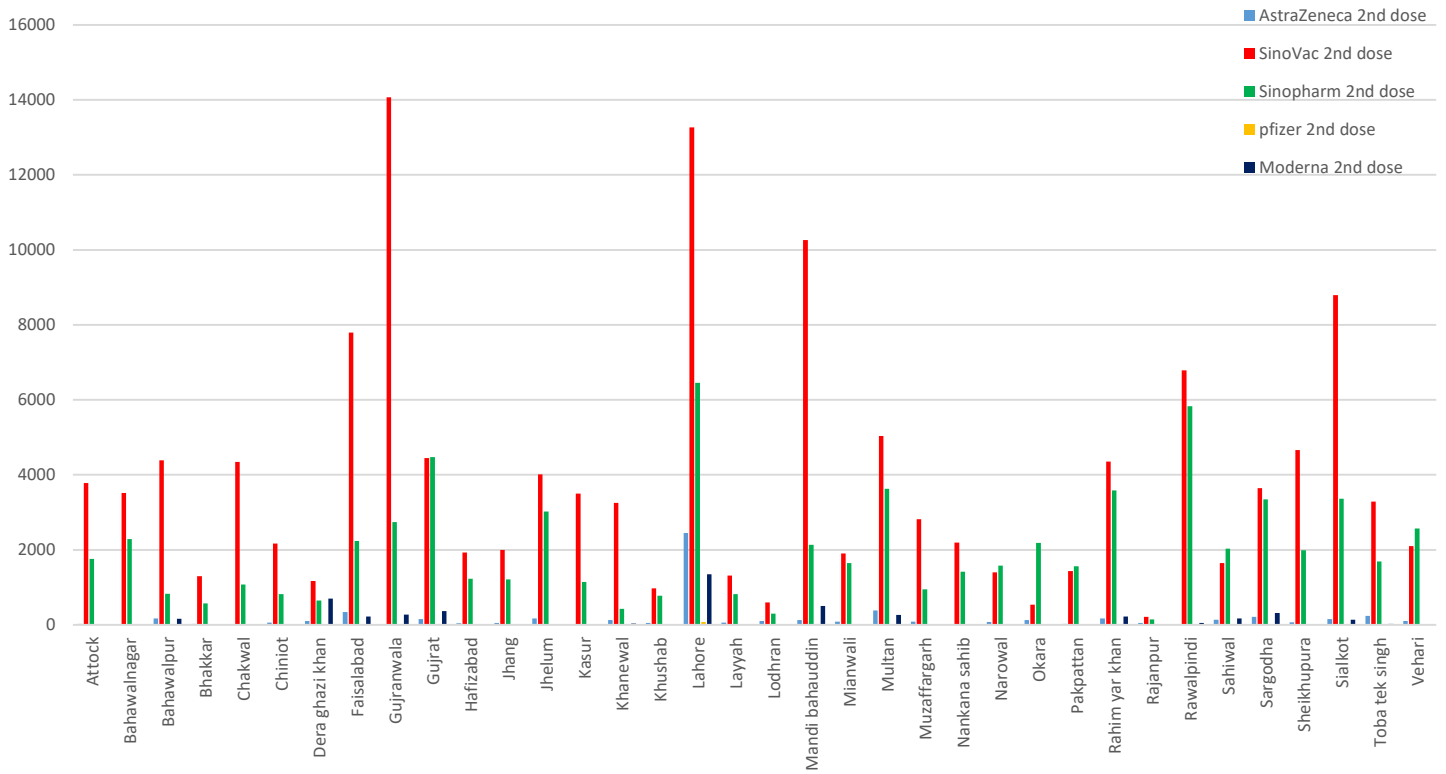
Daily Vaccination Target Vs Achievement



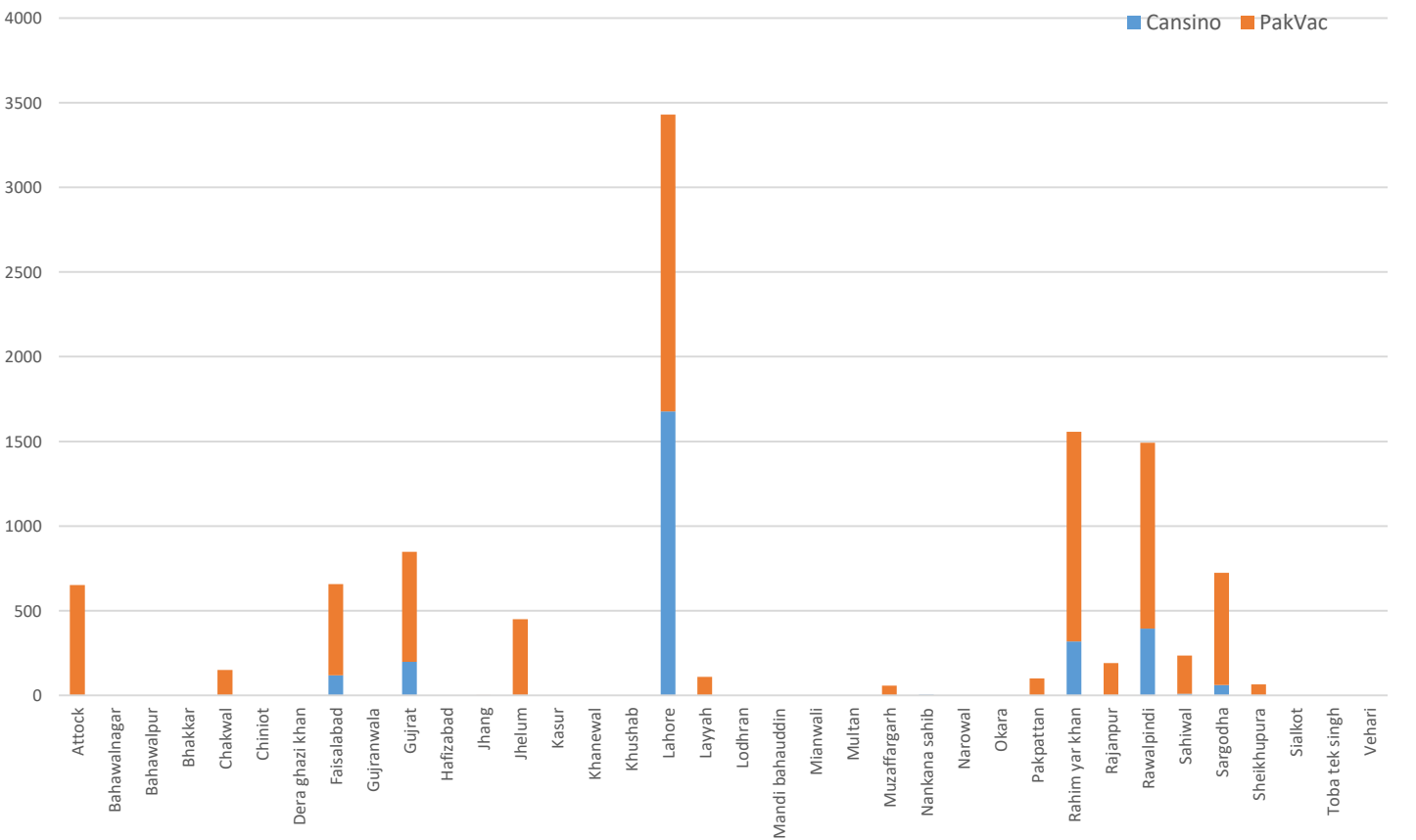
1st dose Administered Today



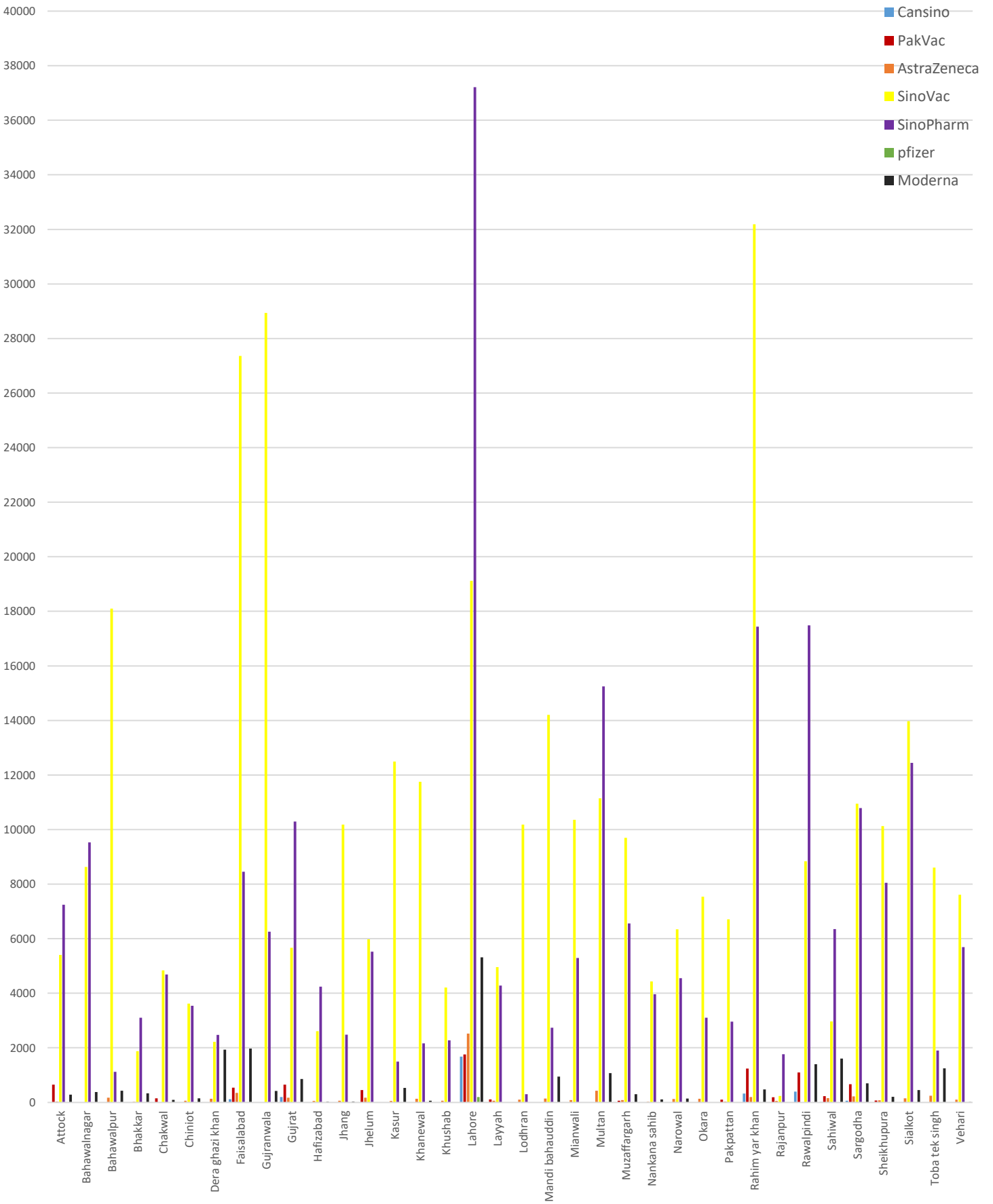
2nd dose Administered Today



Single dose Administered Today (Cansino & PakVac)



DistrictWise Vaccines Consumed Today



Vaccines Stock Available

District	Cansino	AstraZeneca	PakVac	Sino Vac	SinoPharm	Pfizer	Moderna	Others	Vaccines Consumed Today	Total
Attock	0	250	1640	25001	18811	0	300	0	13,609	46002
Bahawalnagar	0	2140	50	55657	22289	0	0	0	18,542	80136
Bahawalpur	238	2620	0	58051	3748	0	4730	0	19,819	69387
Bhakkar	0	662	90	14696	17345	0	1610	0	5,337	34403
Chakwal	0	0	4660	28370	41156	0	450	0	9,762	74636
Chiniot	0	2430	0	35328	15920	0	150	0	7,369	53828
Dera ghazi khan	0	930	10	34182	19717	0	6400	0	6,753	61239
Faisalabad	47	2800	590	141646	20873	0	5855	0	38,796	171811
Gujranwala	0	3200	0	112700	15863	0	7790	0	35,615	139553
Gujrat	377	1076	4870	39784	81866	0	7618	0	17,885	135591
Hafizabad	0	1270	0	24691	16856	0	20	0	6,918	42837
Jhang	0	417	0	34064	9130	0	0	0	12,754	43611
Jhelum	0	3260	1830	28672	24931	0	0	0	12,123	58693
Kasur	0	1190	110	42514	6907	0	1380	0	14,568	52101
Khanewal	0	2860	140	47266	8692	0	330	0	14,101	59288
Khushab	0	1580	20	29904	9208	0	0	0	6,541	40712
Lahore	2957	25819	9981	111959	100135	0	0	0	67,797	250851
Layyah	0	850	110	20332	13591	0	0	0	9,296	34883
Lodhran	0	2016	0	50750	1393	0	0	0	10,585	54159
Mandi bahauddin	0	3466	0	38235	8403	0	3330	0	18,017	53434
Mianwali	0	650	130	32680	13225	0	0	0	15,740	46685
Multan	0	528	9410	126492	26749	0	6900	0	27,892	170079
Muzaffargarh	116	173	546	19210	59510	0	222	0	16,696	79777
Nankana sahib	90	2760	80	42264	13077	0	180	0	8,527	58451
Narowal	0	543	0	31040	7572	0	90	0	11,163	39245
Okara	0	1030	30	58963	12859	0	0	0	10,769	72882
Pakpattan	0	480	1220	34634	12803	0	0	0	9,793	49137
Rahim yar khan	0	1620	6460	80052	53633	0	3560	0	51,844	145325
Rajanpur	0	970	1606	4529	11214	0	4640	0	2,238	22959
Rawalpindi	2030	970	17010	37164	203424	0	5370	0	29,214	265968
Sahiwal	12	2600	0	37950	31001	0	720	0	11,318	72283
Sargodha	128	2197	682	58183	21105	7	7627	0	23,382	89929
Sheikhupura	0	2111	4588	73995	8865	0	9608	0	18,524	99167
Sialkot	0	266	0	47967	45578	0	2642	0	27,001	96453
Toba tek singh	0	2310	100	51154	5858	0	2120	0	12,000	61542
Vehari	0	3340	0	13631	13699	0	170	0	13,404	30840
Total	5995	81384	65963	1723710	997006	7	83812	0	635692	2957877

**Completely Vaccinated Population (Both Single & Double dose)
27-August-2021**

S.No	District	Total Population	Target Population	Vaccinated Till Now	% of Population Vaccinated Till Now	Target Today	Vaccinated Today	Target Achieved
1	ATTOCK	1886378	1148969	184999	16.10%	7700	13609	176.74%
2	BAHAWALNAGAR	2975656	2237544	633102	28.29%	7940	18542	233.53%
3	BAHAWALPUR	3669176	1818970	221701	12.19%	7980	19819	248.36%
4	BHAKKAR	1647852	1006815	56780	5.64%	3731	5337	143.04%
5	CHAKWAL	1495463	912549	166961	18.30%	9762	9762	100.00%
6	CHINIOT	1368659	835541	102762	12.30%	10060	7369	73.25%
7	DERA GHAZI KHAN	2872631	1752042	164043	9.36%	3863	6753	174.81%
8	FAISALABAD	7882444	4803085	522147	10.87%	40000	38796	96.99%
9	GUJRANWALA	5011066	3058659	501560	16.40%	24400	35615	145.96%
10	GUJRAT	2756289	1681227	319675	19.01%	12700	17885	140.83%
11	HAFIZABAD	1156954	705743	100320	14.21%	5900	6918	117.25%
12	JHANG	2742633	1673483	102858	6.15%	10060	12754	126.78%
13	JHELMUM	1222403	745816	205648	27.57%	7100	12123	170.75%
14	KASUR	3454881	2107547	103765	4.92%	15500	14568	93.99%
15	KHANEWAL	2920233	1782411	146471	8.22%	9000	14101	156.68%
16	KHUSHAB	1280372	781592	83100	10.63%	2897	6541	225.79%
17	LAHORE	11119985	6787033	1802737	26.56%	60000	67797	113.00%
18	LAYYAH	1823995	1112780	64926	5.83%	2457	9296	378.35%
19	LODHRAN	1699693	1037378	69374	6.69%	6000	10585	176.42%
20	MANDI BAHAUDDIN	1594039	971908	261175	26.87%	7500	18017	240.23%
21	MIANWALI	1542601	943117	102808	10.90%	3491	15740	450.87%
22	MULTAN	4746166	2894516	367024	12.68%	19400	27892	143.77%
23	MUZAFFARGARH	4328549	2636425	121655	4.61%	5801	16696	287.81%
24	NANKANA SAHIB	1354986	842951	114400	13.57%	6000	8527	142.12%
25	NAROWAL	1707575	827388	68313	8.26%	5500	11163	202.96%
26	OKARA	3040826	1853874	99006	5.34%	8000	10769	134.61%
27	PAKPATTAN	1824228	1112449	85069	7.65%	4000	9793	244.83%
28	RAHIM YAR KHAN	4807762	2936543	245159	8.35%	9980	51844	519.48%
29	RAJANPUR	1996039	1217534	46517	3.82%	2689	2238	83.23%
30	RAWALPINDI	5402380	3297436	1142583	34.65%	50000	29214	58.43%
31	SAHIWAL	2513011	1535711	133672	8.70%	17332	11318	65.30%
32	SARGODHA	3696212	2259188	372284	16.48%	8400	23382	278.36%
33	SHEIKHUPURA	3460004	2110859	123855	5.87%	15500	18524	119.51%
34	SIALKOT	3894938	2375139	385364	16.22%	19500	27001	138.47%
35	TOBA TEK SINGH	2191495	1335909	156219	11.69%	13880	12000	86.46%
36	VEHARI	2902081	1767442	143147	8.10%	6852	13404	195.62%
SUM		109,989,655	66,907,573	9,521,179	14.23%	450,875	635,692	140.99%

