



Board of Revenue, Punjab PDMA Punjab Daily Covid-19 Vaccination Sit-Rep



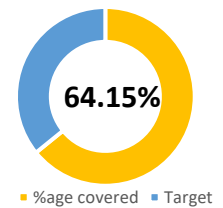
27-09-2021 11:59 PM

Covid-19 Vaccination Summary

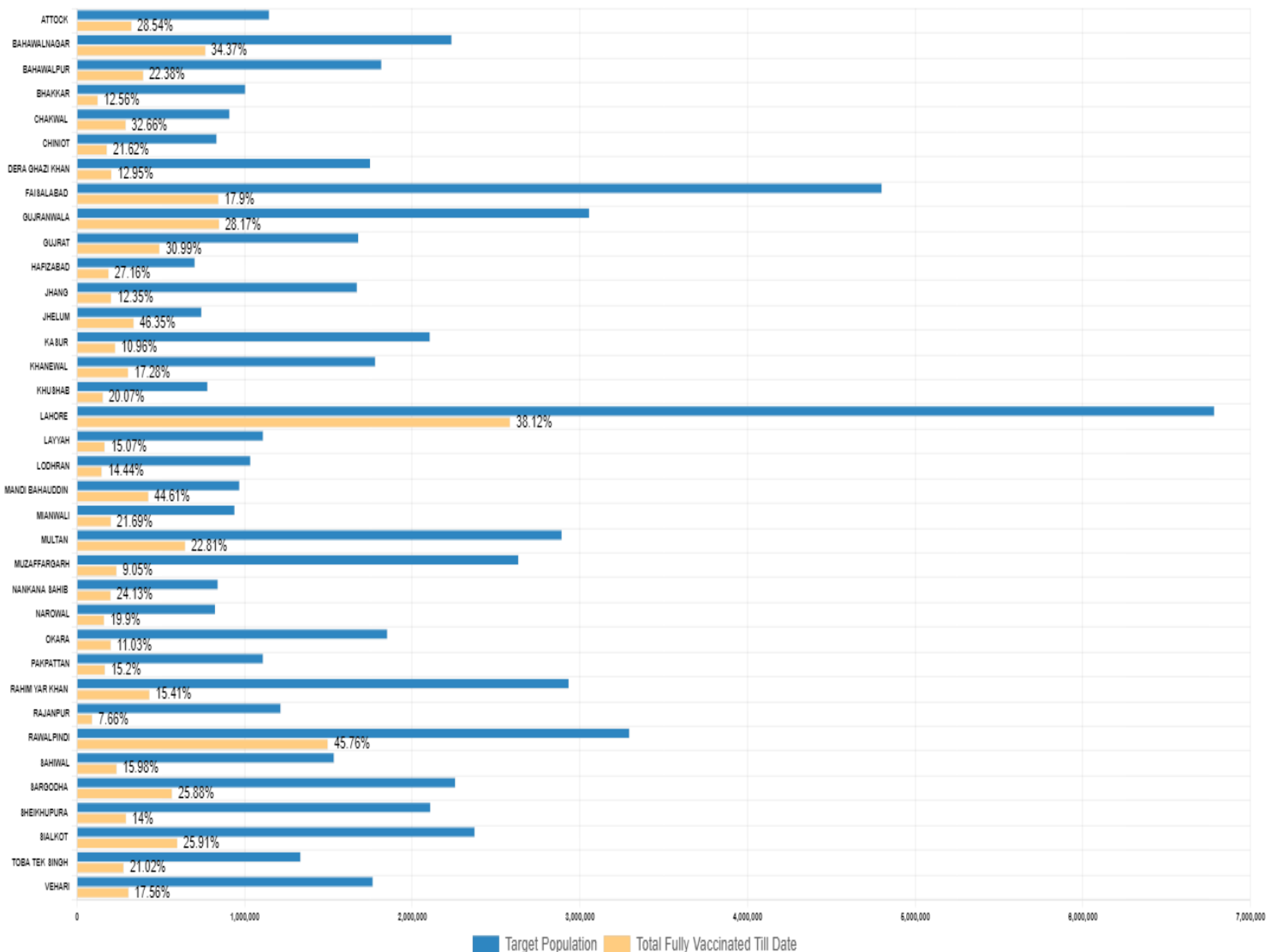
42,924,140 persons have been vaccinated till date covering **64.15%** individuals across Punjab.
645,204 persons were vaccinated today against assigned target of **482,606** in all 36 districts of Punjab.

Daily Vaccination Summary of Punjab

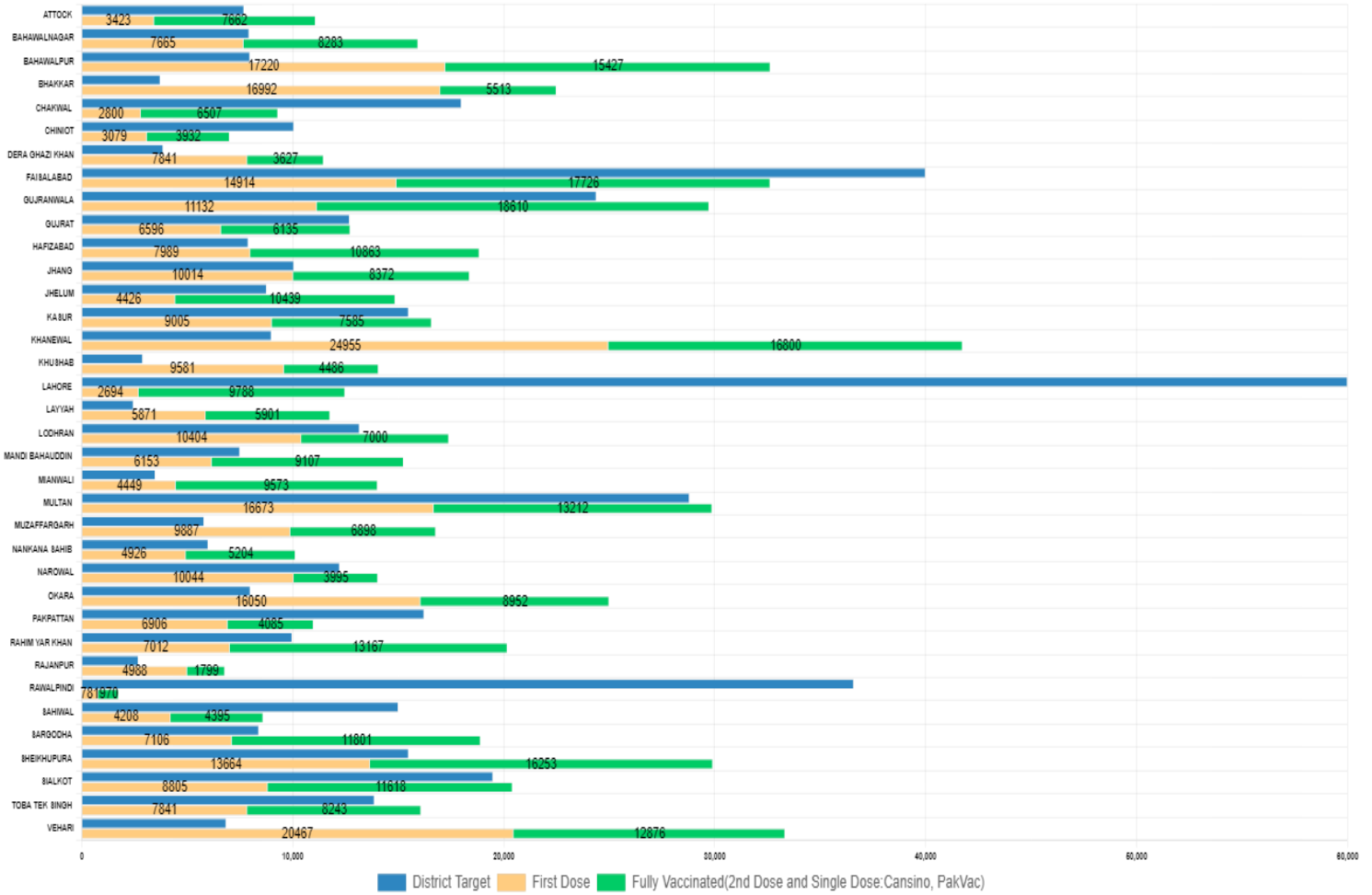
Total CVCs Operational	Total Vaccinated till date	Targeted Population	%age Covered
801	42,924,140	66,907,573	64.15%



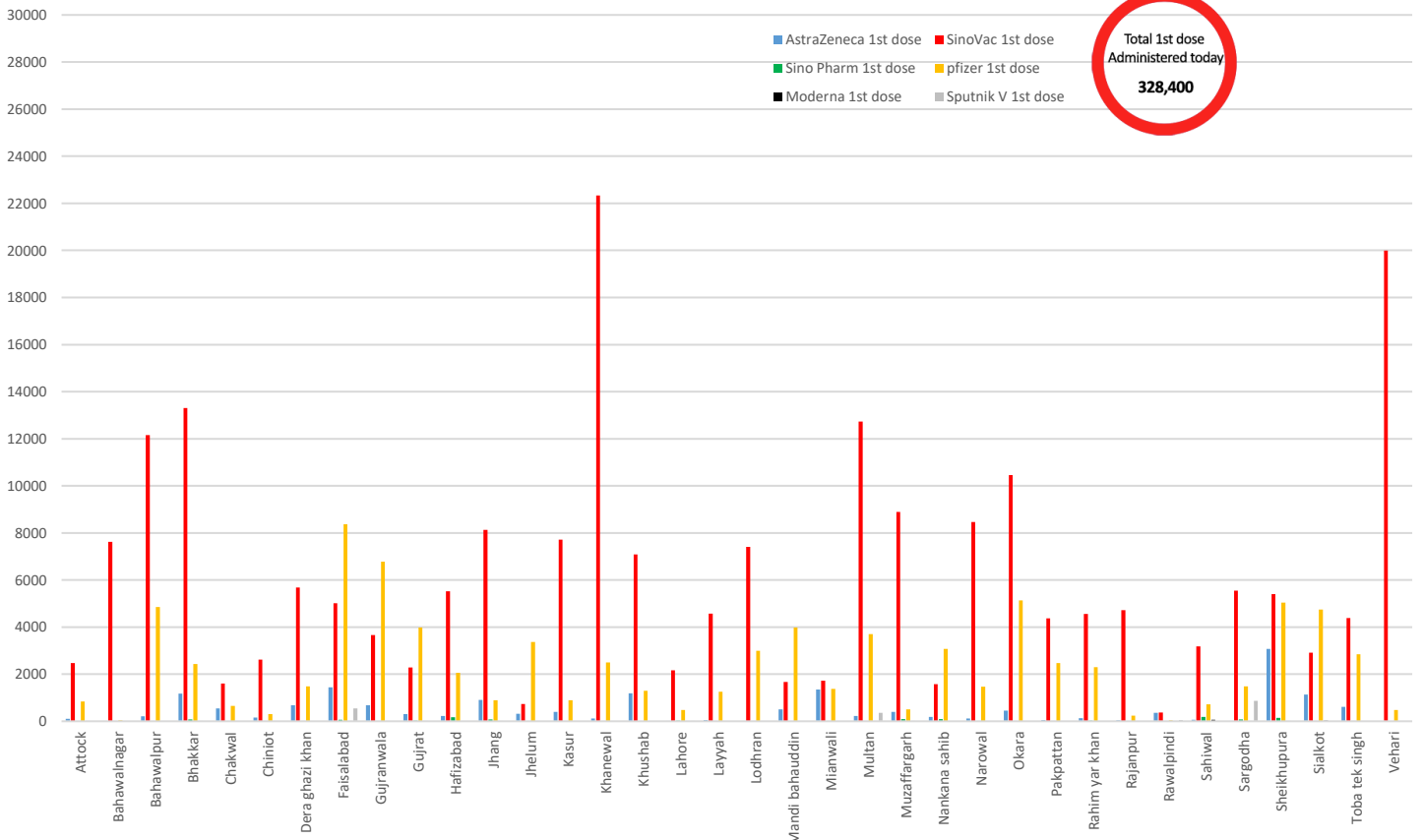
Percentage of Population Fully Vaccinated (2nd dose & 1 time dose)



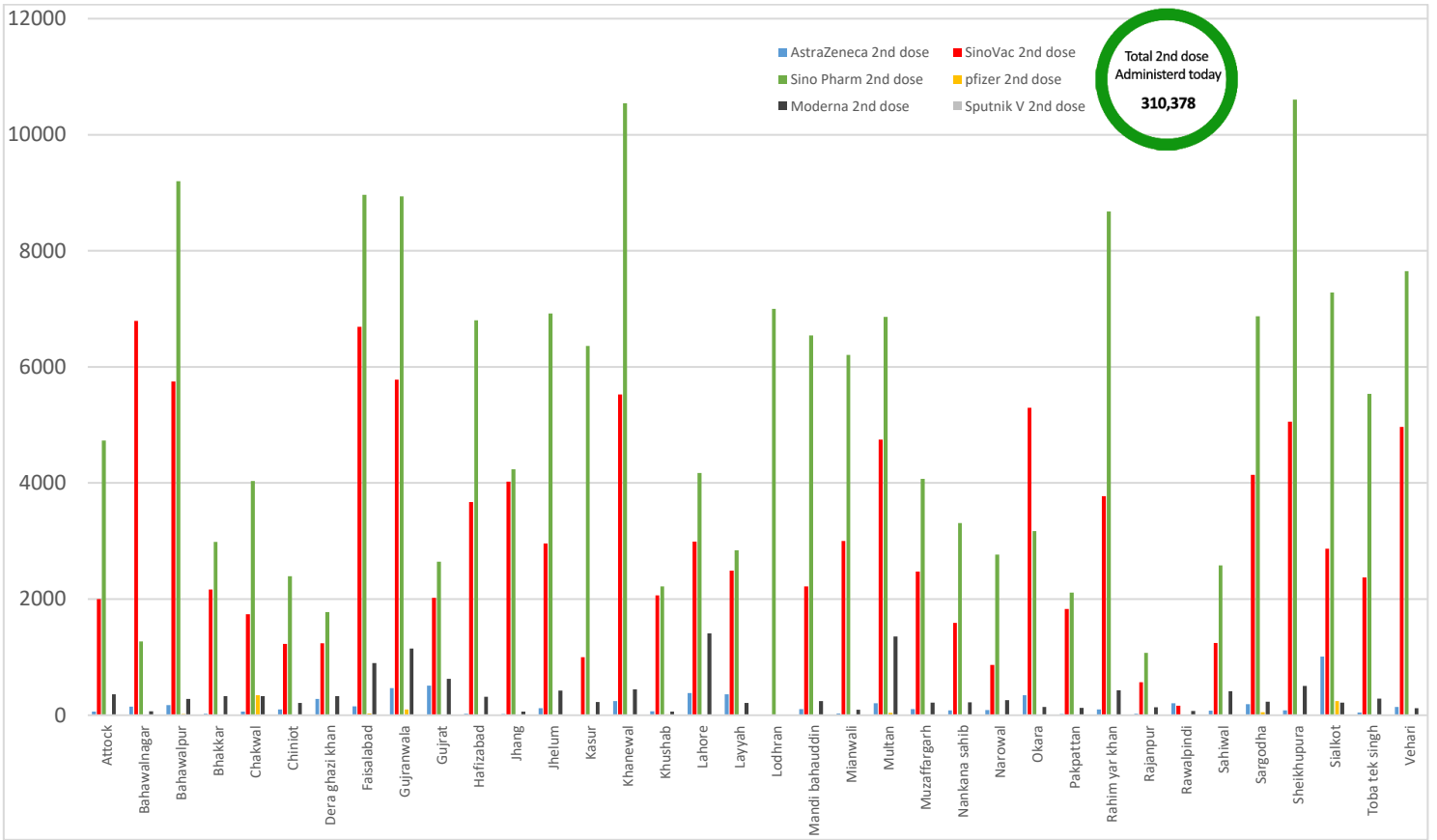
Daily Vaccination Target Vs Achievement



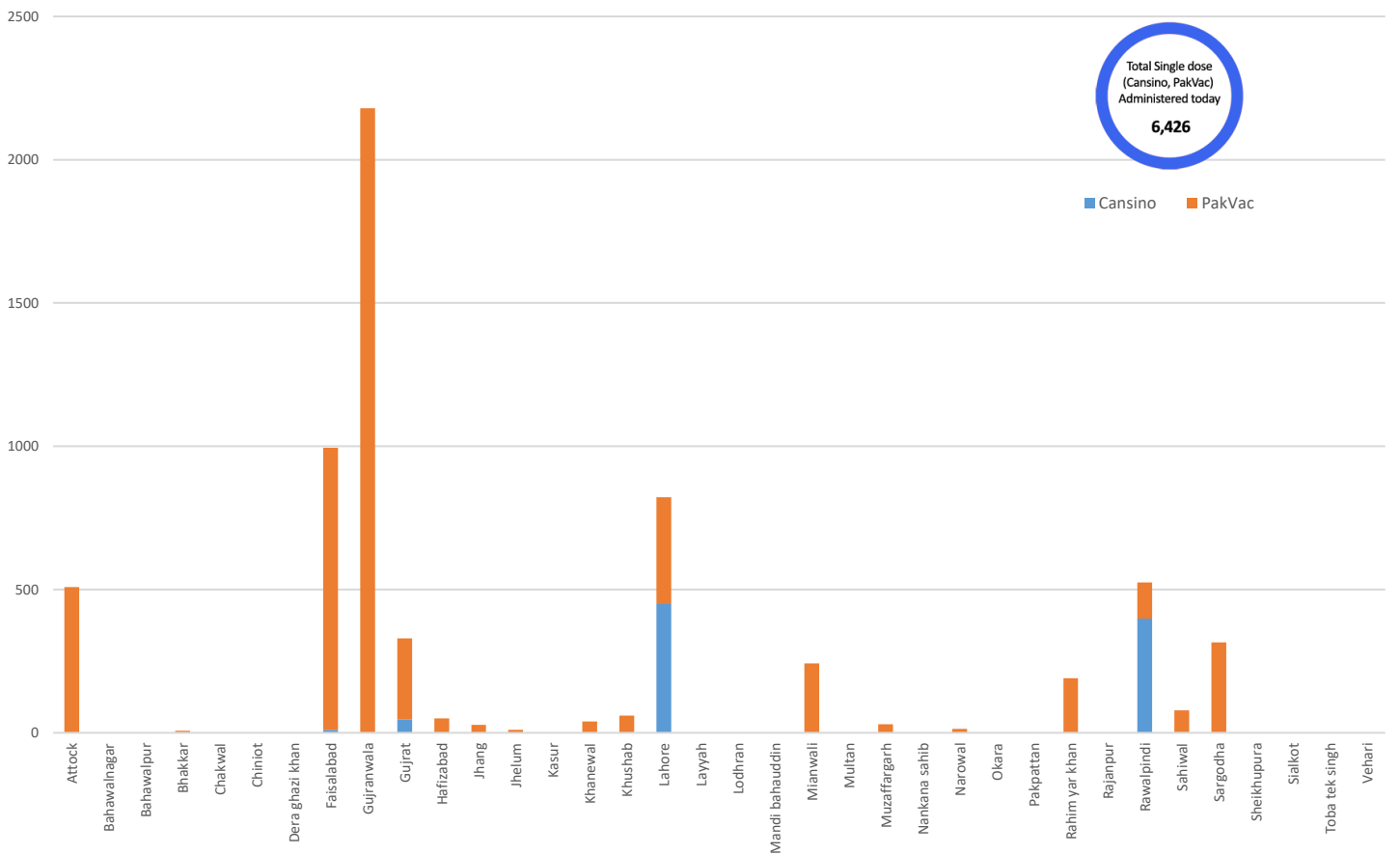
1st dose Administered Today



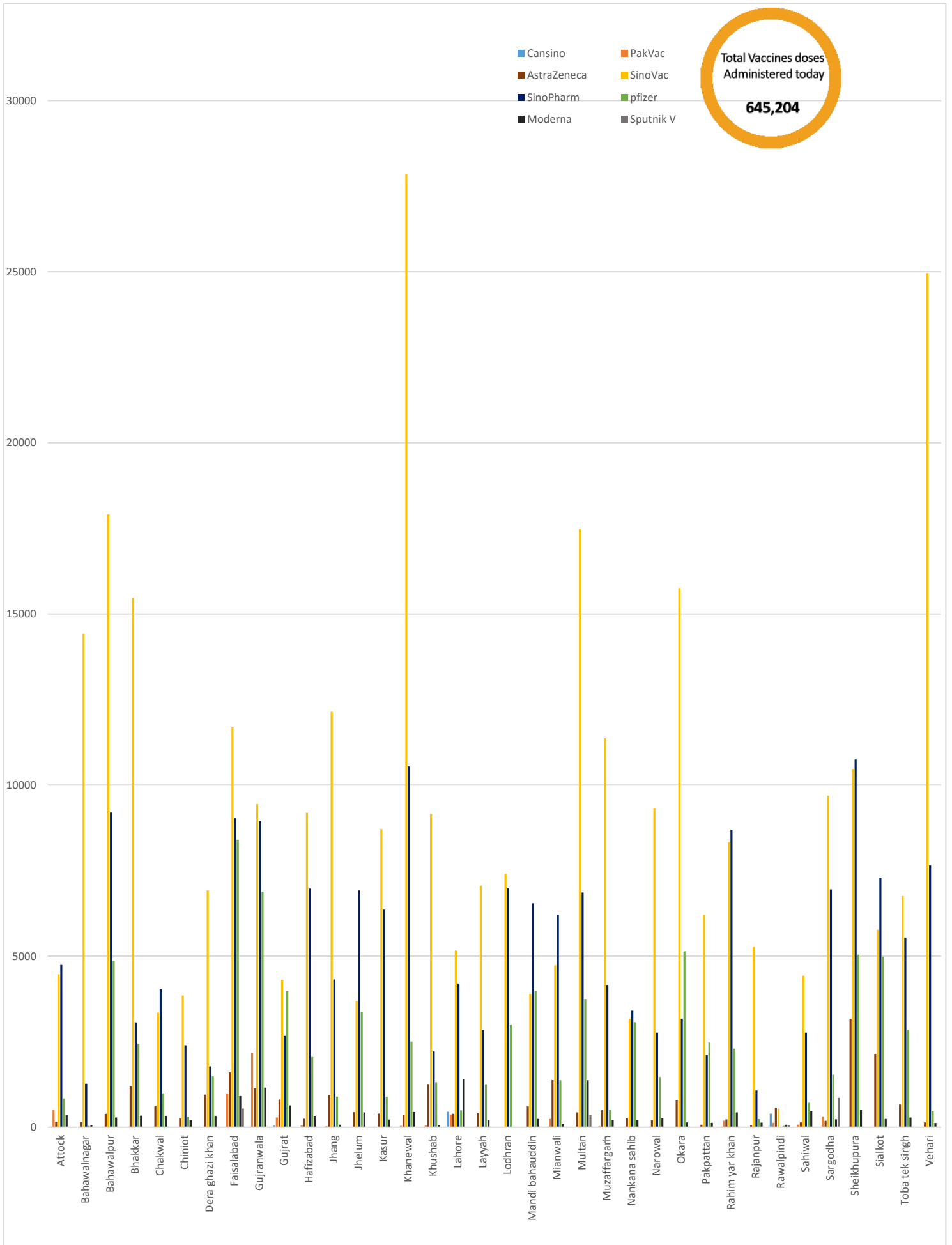
2nd dose Administered Today



Single dose Administered Today (Cansino & PakVac)



District Wise Vaccines Administered Today



Vaccines Stock Available

District	Cansino	AstraZeneca	PakVac	SinoVac	SinoPharm	Pfizer	Moderna	Sputnik V	Others	Vaccines Consumed Today	Total
Attock	0	7320	3320	70610	37715	11142	1035	0	0	11,085	131142
Bahawalnagar	0	9130	0	72587	50928	8640	1070	0	0	15,948	142355
Bahawalpur	0	3230	100	88650	52725	17352	3180	0	0	32,647	165237
Bhakkar	0	5555	40	22811	22654	18464	1643	0	0	22,505	71167
Chakwal	0	10080	0	30190	38065	12612	4365	0	0	9,307	95312
Chiniot	0	260	0	18996	31744	10070	4550	0	0	7,011	65620
DG Khan	0	3887	0	30853	21214	25577	1969	0	0	11,468	83500
Faisalabad	26	8001	21110	139679	119147	499532	15350	16554	0	33,187	819399
Gujranwala	0	28800	27400	156374	140911	277956	17010	19770	0	29,756	668221
Gujrat	868	17559	290	81972	71420	46906	8263	0	0	12,731	227278
Hafizabad	0	7148	320	78181	26052	27558	6348	0	0	18,852	145607
Jhang	0	8121	0	206644	61257	15323	8764	0	0	18,386	300109
Jhelum	0	7820	260	45834	29087	26598	3930	0	0	14,865	113529
Kasur	0	11830	340	101760	51754	12678	16770	0	0	16,590	195132
Khanewal	0	10150	230	65260	33495	65202	4290	0	0	41,755	178627
Khushab	0	8868	270	29940	20416	13547	2972	0	0	14,067	76013
Lahore	29131	48452	17419	345152	167941	93042	25293	16230	0	12,489	742660
Layyah	0	7410	0	48742	8742	14252	6412	0	0	11,772	85558
Lodhran	0	1066	0	11994	40300	8146	2000	0	0	17,404	63506
M.B Din	0	7384	0	58043	43315	24532	12254	0	0	15,260	145528
Mianwali	0	1230	2940	54868	19898	10260	1380	0	0	14,022	90576
Multan	0	25059	0	98666	70477	510326	13128	17055	0	30,243	734711
Muzaffargarh	0	3460	724	107749	17586	15663	2324	0	0	16,785	147506
Nankana Sahib	0	4580	9600	39434	28761	12348	2415	0	0	10,130	97138
Narowal	0	3594	14	27069	22211	21824	8603	0	0	14,039	83315
Okara	0	8273	530	82385	26598	20804	1782	0	0	25,002	140372
Pakpattan	0	9410	290	51594	40434	10272	4845	0	0	10,991	116845
RY Khan	0	23430	900	131585	66270	15372	5910	0	0	20,179	243467
Rajanpur	0	3530	0	35507	15164	10884	4500	0	0	6,787	69585
Rawalpindi	1428	29330	42080	131982	117165	526878	6320	41520	0	1,803	896703
Sahiwal	12	3200	0	35472	9800	13716	800	0	0	8,603	63000
Sargodha	153	14077	8640	109729	38188	23820	486	13822	0	19,768	208915
Sheikhupura	0	9235	0	108670	48990	38075	16868	0	0	29,917	221838
Sialkot	0	12544	0	37281	31904	27142	1816	0	0	20,423	110687
Toba Tek Singh	0	1960	0	50782	29160	17976	4560	0	0	16,084	104438
Vehari	0	13007	30	104618	73580	13054	3281	0	0	33,343	207570
Total	31618	377990	136847	2911663	1725068	2517543	226486	124951	0	645,204	8052166

**Completely Vaccinated Population (Both Single & Double dose)
27-September-2021**

S.No	District	Total Population	Target Population	Vaccinated Till Now	% of Population Vaccinated Till Now	Target Today	Vaccinated Today	Target Achieved
1	BHAKKAR	1647852	1006815	126446	12.56%	3731	22505	603.19%
2	VEHARI	2902081	1767442	310384	17.56%	6852	33343	486.62%
3	KHUSHAB	1280372	781592	156838	20.07%	2897	14067	485.57%
4	LAYYAH	1823995	1112780	167712	15.07%	2457	11772	479.12%
5	KHANEWAL	2920233	1782411	308074	17.28%	9000	41755	463.94%
6	BAHAWALPUR	3669176	1818970	397965	21.88%	7980	32647	409.11%
7	MIANWALI	1542601	943117	204607	21.69%	3491	14022	401.66%
8	OKARA	3040826	1853874	204390	11.03%	8000	25002	312.53%
9	DERA GHAZI KHAN	2872631	1752042	208337	11.89%	3863	11468	296.87%
10	MUZAFFARGARH	4328549	2636425	238573	9.05%	5801	16785	289.35%
11	RAJANPUR	1996039	1217534	93303	7.66%	2689	6787	252.40%
12	HAFIZABAD	1156954	705743	191704	27.16%	7900	18852	238.63%
13	SARGODHA	3696212	2259188	569302	25.20%	8400	19768	235.33%
14	MANDI BAHAUDDIN	1594039	971908	428691	44.11%	7500	15260	203.47%
15	RAHIM YAR KHAN	4807762	2936543	435367	14.83%	9980	20179	202.19%
16	BAHAWALNAGAR	2975656	2237544	769095	34.37%	7940	15948	200.86%
17	SHEIKHUPURA	3460004	2110859	295614	14.00%	15500	29917	193.01%
18	JHANG	2742633	1673483	206754	12.35%	10060	18386	182.76%
19	JHELMUM	1222403	745816	340906	45.71%	8768	14865	169.54%
20	NANKANA SAHIB	1354986	842951	203426	24.13%	6000	10130	168.83%
21	ATTOCK	1886378	1148969	327868	28.54%	7700	11085	143.96%
22	LODHRAN	1699693	1037378	149781	14.44%	13173	17404	132.12%
23	GUJRANWALA	5011066	3058659	850877	27.82%	24400	29756	121.95%
24	TOBA TEK SINGH	2191495	1335909	280755	21.02%	13880	16084	115.88%
25	NAROWAL	1707575	827388	164647	19.90%	12232	14039	114.77%
26	GUJRAT	2756289	1681227	494816	29.43%	12700	12731	100.24%
27	KASUR	3454881	2107547	231041	10.96%	15500	16590	107.03%
28	MULTAN	4746166	2894516	648255	22.40%	28808	30243	104.98%
29	SIALKOT	3894938	2375139	601458	25.32%	19500	20423	104.73%
30	FAISALABAD	7882444	4803085	846570	17.63%	40000	33187	82.97%
31	CHINIOT	1368659	835541	180619	21.62%	10060	7011	69.69%
32	PAKPATTAN	1824228	1112449	169038	15.20%	16234	10991	67.70%
33	SAHIWAL	2513011	1535711	239333	15.58%	15010	8603	57.32%
34	CHAKWAL	1495463	912549	293275	32.14%	18000	9307	51.71%
35	LAHORE	11119985	6787033	2586110	38.10%	60000	12489	20.82%
36	RAWALPINDI	5402380	3297436	1498489	45.44%	36600	1803	4.93%
SUM		109,989,655	66,907,573	15,420,420	23.05%	482,606	645,204	133.69%

