



PDMA

Board of Revenue, Punjab PDMA Punjab Daily Covid-19 Vaccination Sit-Rep

27-10-2021 11:59 PM



BOR

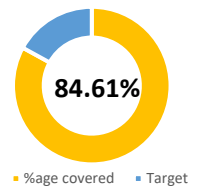
Covid-19 Vaccination Summary

56,609,850 persons have been vaccinated till date covering 84.61% individuals across Punjab.

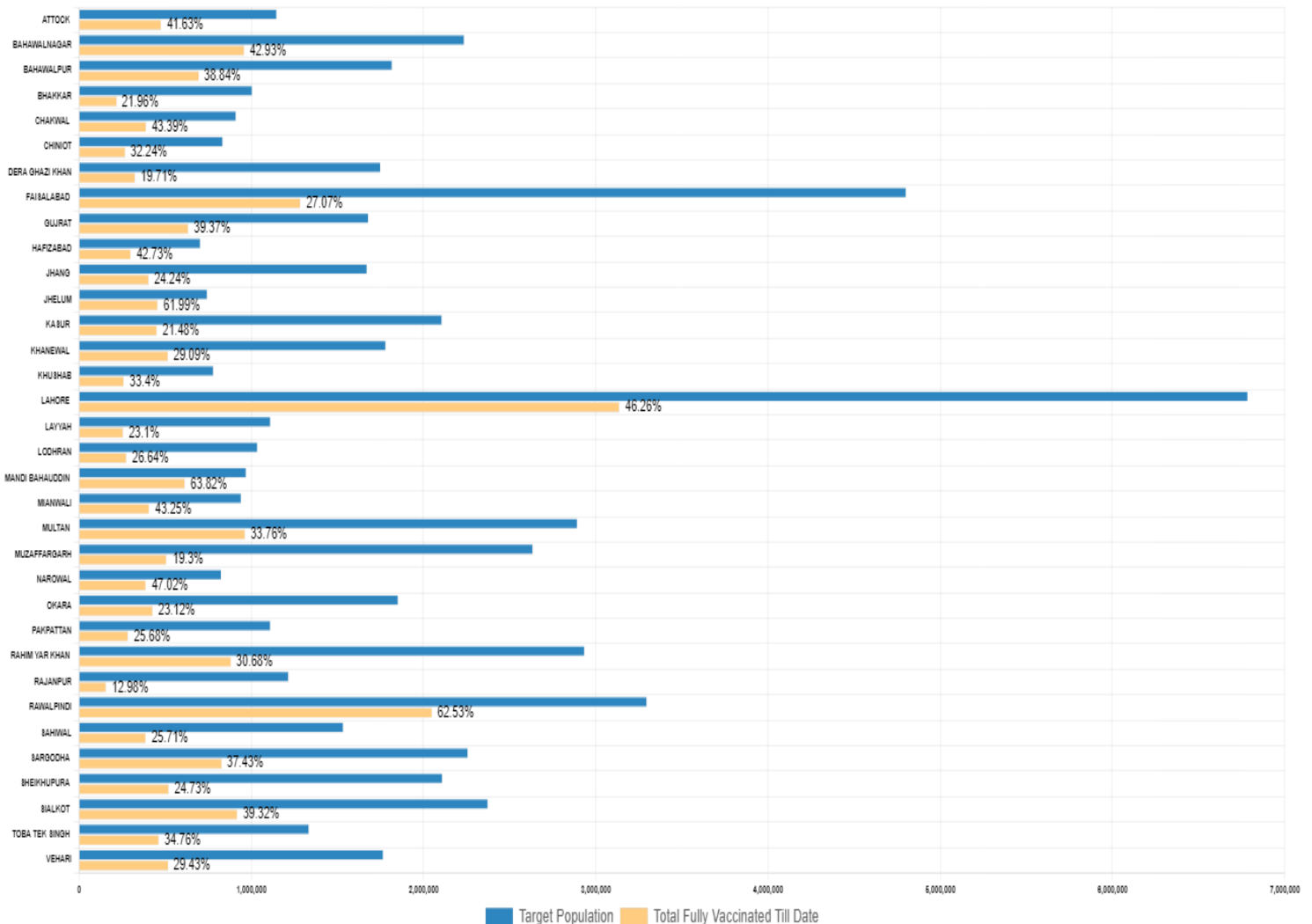
556,720 persons were vaccinated today against assigned target of 764,672 in 34 districts of Punjab.

Daily Vaccination Summary of Punjab

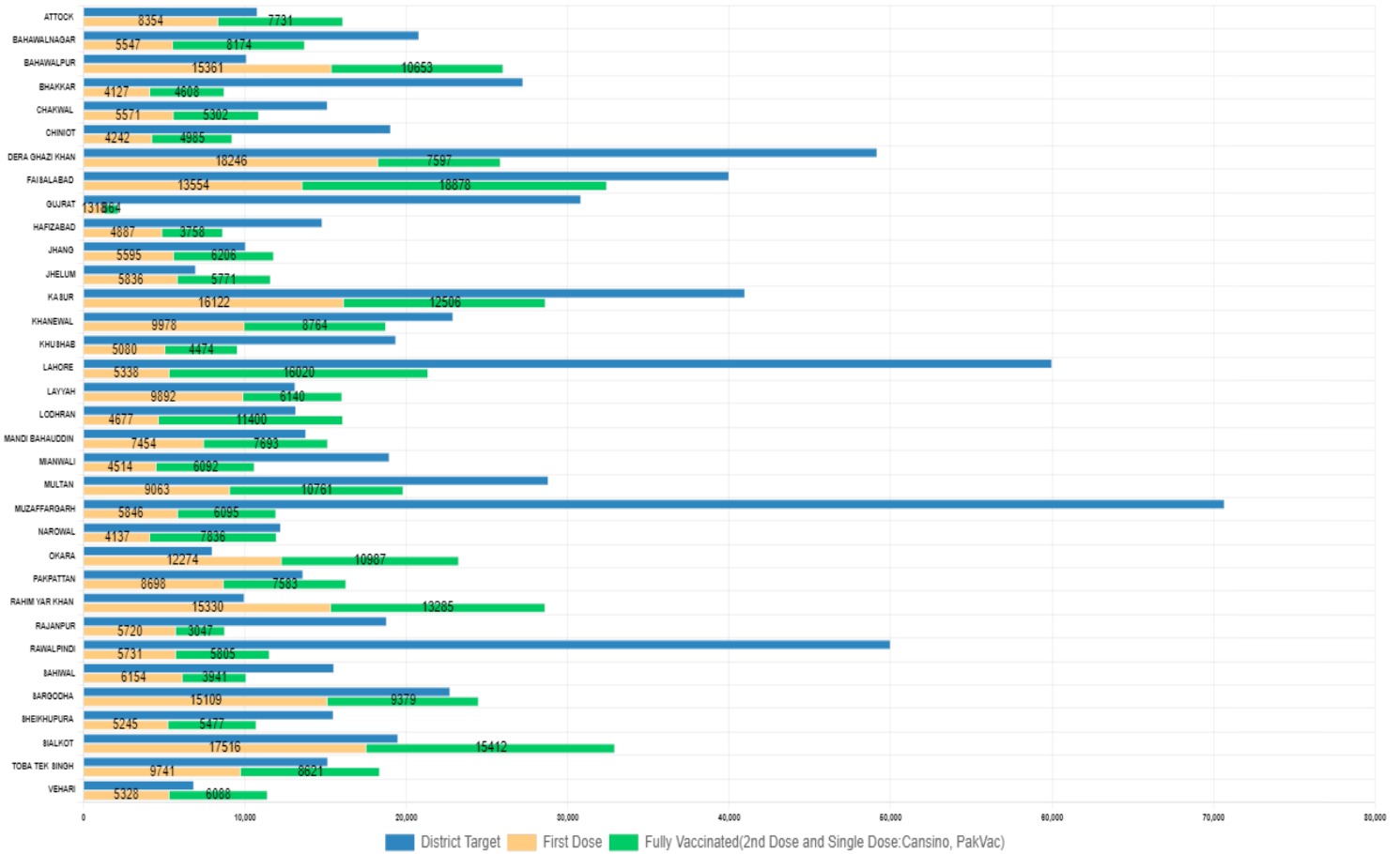
Total CVCs Operational	Total Vaccinated till date	Targeted Population	%age Covered
755	56,609,850	66,907,573	84.61%



Percentage of Population Fully Vaccinated (2nd dose & 1 time dose)



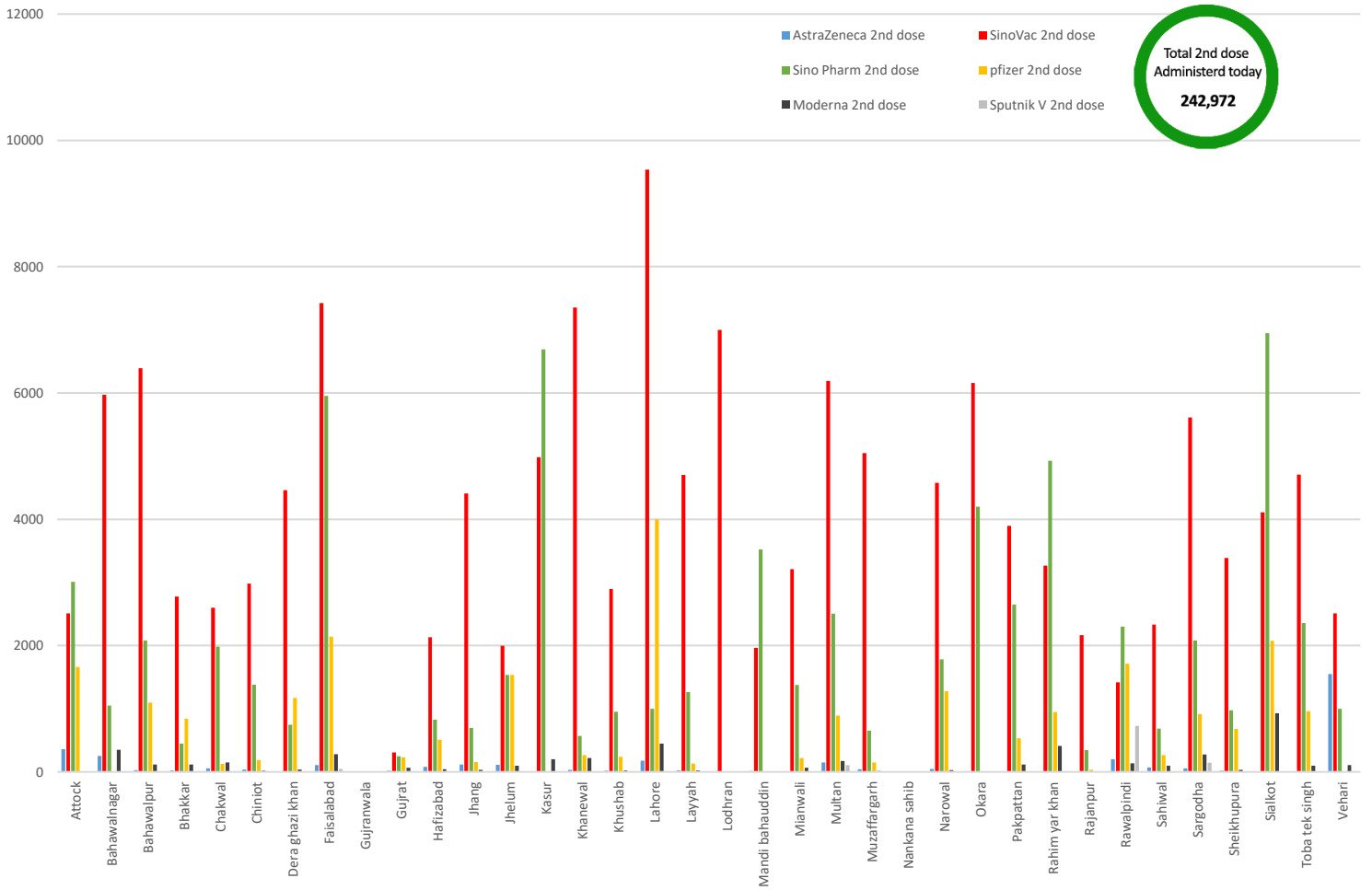
Daily Vaccination Target Vs Achievement



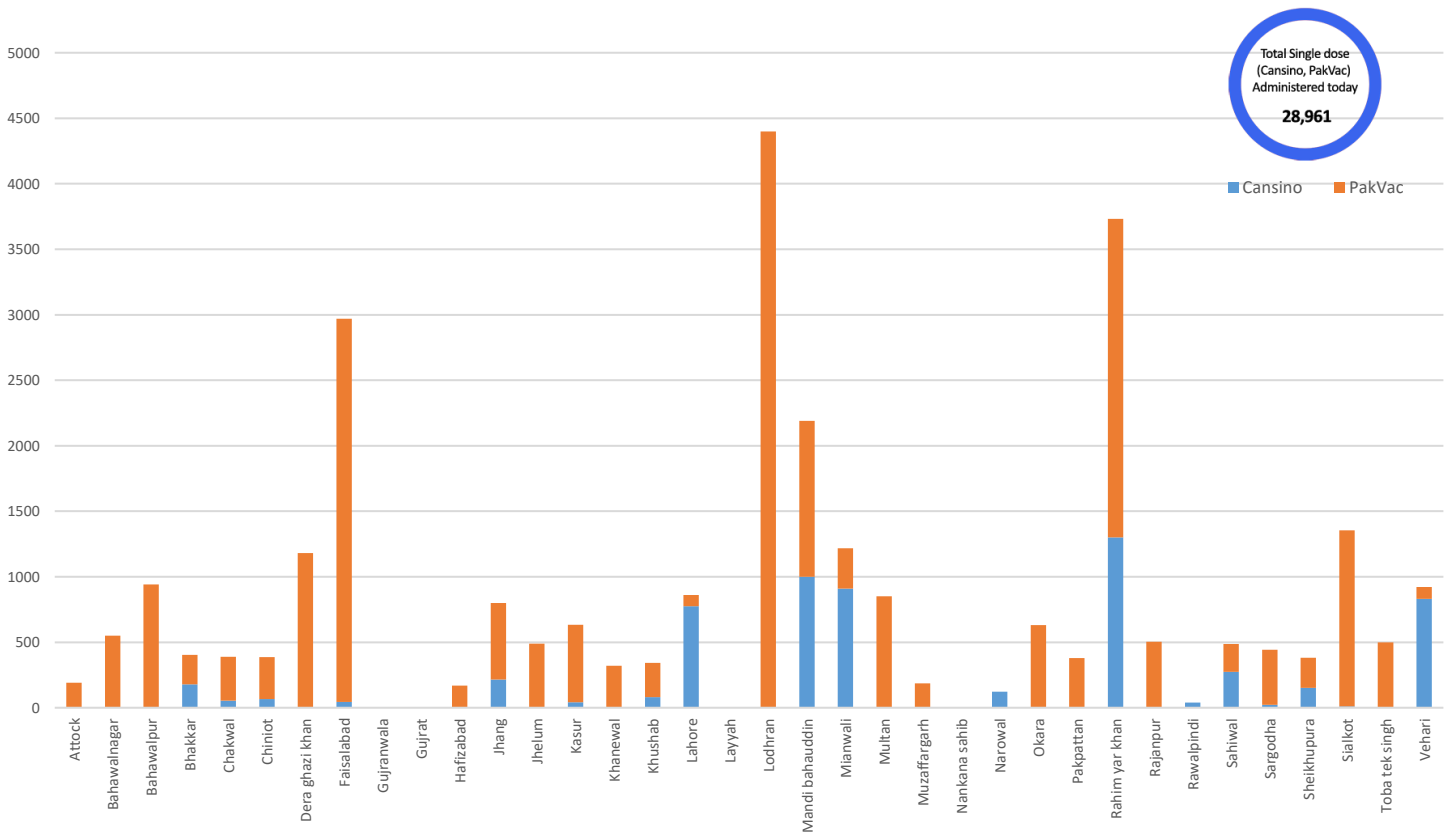
1st dose Administered Today



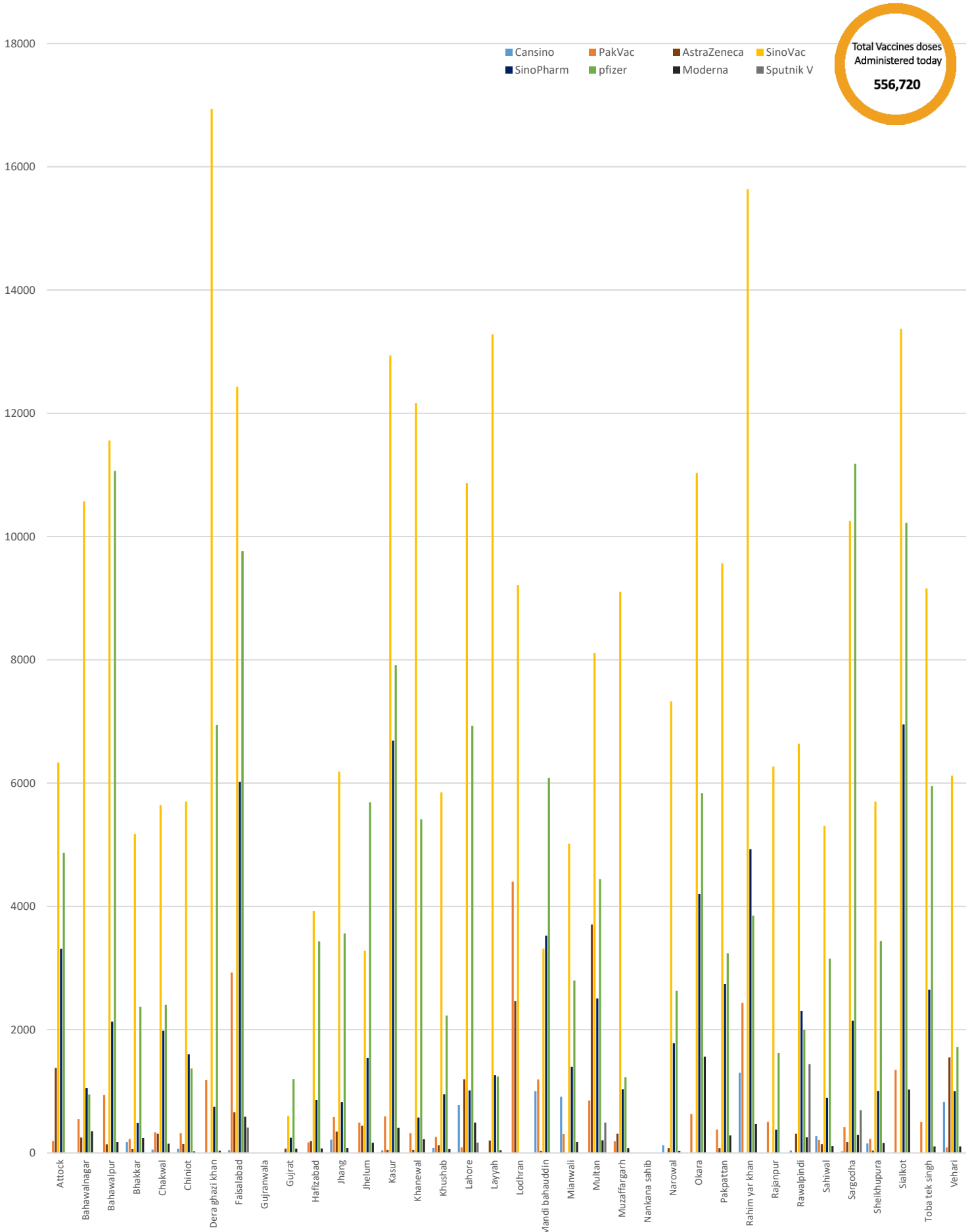
2nd dose Administered Today



Single dose Administered Today (Cansino & PakVac)



District Wise Vaccines Administered Today



Vaccines Stock Available

District	Cansino	AstraZeneca	PakVac	SinoVac	SinoPharm	Pfizer	Moderna	Sputnik V	Others	Vaccines Consumed Today	Total
Attock	0	1620	3470	133562	45585	19758	540	0	0	16,085	204535
Bahawalnagar	0	640	11637	56032	22068	950	4530	0	0	13,721	95857
Bahawalpur	0	380	12450	92454	77481	46058	1800	0	0	26,014	230623
Bhakkar	2485	120	1880	47000	54500	24890	1375	0	0	8,735	132250
Chakwal	480	970	7870	106158	51280	40092	1245	0	0	10,873	208095
Chiniot	5000	1410	4600	68934	41026	2420	30	0	0	9,227	123420
DG Khan	0	3	9962	54702	77475	41185	1533	0	0	25,843	184860
Faisalabad	0	210	12170	103675	67779	227910	3107	17723	0	32,843	432574
Gujranwala	0	3180	17540	90832	63225	109344	2235	9044	0	-	295400
Gujrat	0	1238	100	93678	32218	32556	1394	0	0	2,182	161184
Hafizabad	0	1675	11460	70427	53266	29057	1010	0	0	8,645	166895
Jhang	5760	2771	8555	90453	75889	73714	3615	0	0	11,801	260757
Jhelum	0	1780	4100	138492	58489	49062	165	0	0	11,607	252088
Kasur	1993	1040	2740	50222	30411	41154	2610	0	0	28,628	130170
Khanewal	0	1020	7380	70042	47202	48342	3720	0	0	18,742	177706
Khushab	7200	133	1602	56381	48936	17234	6692	0	0	9,554	138178
Lahore	43388	774	13140	175890	78095	48464	0	0	0	21,524	407554
Layyah	0	3450	7820	50956	54358	8868	1680	0	0	16,032	127132
Lodhran	7200	2463	14400	70980	77639	23818	0	0	0	16,077	196500
M.B Din	6762	40	8964	109188	43711	21499	3660	0	0	15,147	193824
Mianwali	4648	7200	25250	102952	53990	29376	3480	0	0	10,606	226896
Multan	0	4626	10269	36402	41970	251091	289	9330	0	20,317	353977
Muzaffargarh	0	778	14717	185116	106122	21258	2044	0	0	11,941	330035
Nankana Sahib	0	60	16790	81222	44160	31020	3390	0	0	-	176642
Narowal	2128	572	3310	41592	33144	19112	1239	0	0	11,973	101097
Okara	0	0	630	64228	35623	23274	1651	0	0	23,261	125406
Pakpattan	0	190	13040	53450	47265	33508	5220	0	0	16,281	152673
RY Khan	1365	0	10110	91705	34130	34470	3915	0	0	28,615	175695
Rajanpur	0	0	14581	61473	37865	23544	1080	0	0	8,767	138543
Rawalpindi	1012	7130	12250	107140	59053	106467	32221	36095	0	12,976	361368
Sahiwal	3102	1086	795	60152	34145	12095	21002	0	0	10,095	132377
Sargodha	177	3894	12361	69258	41053	31103	2908	18271	0	25,180	179025
Sheikhupura	7114	397	3565	101352	59117	36816	13289	0	0	10,722	221650
Sialkot	831	0	5710	89086	47340	25986	1005	0	0	32,928	169958
Toba Tek Singh	0	0	7150	46100	51690	32508	870	0	0	18,362	138318
Vehari	9197	1550	11809	23399	70359	21689	4970	0	0	11,416	142973
Total	109842	52400	324177	2944685	1897659	1639692	139514	90463	0	556,720	7246235

**Completely Vaccinated Population (Both Single & Double dose)
27-October-2021**

S.No	District	Total Population	Target Population	Vaccinated Till Now	% of Population Vaccinated Till Now	Target Today	Vaccinated Today	Target achieved
1	OKARA	3040826	1853874	428626	23.12%	8000	23261	290.76%
2	RAHIM YAR KHAN	4807762	2936543	883986	30.10%	9980	28615	286.72%
3	BAHAWALPUR	3669176	1818970	697398	38.34%	10120	26014	257.06%
4	SIALKOT	3894938	2375139	919983	38.73%	19500	32928	168.86%
5	VEHARI	2902081	1767442	520109	29.43%	6852	11416	166.61%
6	JHELUM	1222403	745816	457557	61.35%	6970	11607	166.53%
7	ATTOCK	1886378	1148969	478373	41.63%	10784	16085	149.16%
8	LAYYAH	1823995	1112780	257093	23.10%	13129	16032	122.11%
9	LODHRAN	1699693	1037378	276322	26.64%	13173	16077	122.05%
10	TOBA TEK SINGH	2191495	1335909	464418	34.76%	15154	18362	121.17%
11	PAKPATTAN	1824228	1112449	285675	25.68%	13616	16281	119.57%
12	JHANG	2742633	1673483	405632	24.24%	10060	11801	117.31%
13	SARGODHA	3696212	2259188	830049	36.74%	22722	25180	110.82%
14	MANDI BAHAUDDIN	1594039	971908	615411	63.32%	13795	15147	109.80%
15	NAROWAL	1707575	827388	389052	47.02%	12232	11973	97.88%
16	FAISALABAD	7882444	4803085	1286660	26.79%	40000	32843	82.11%
17	KHANEWAL	2920233	1782411	518510	29.09%	22911	18742	81.80%
18	CHAKWAL	1495463	912549	391131	42.86%	15131	10873	71.86%
19	MULTAN	4746166	2894516	965236	33.35%	28808	20317	70.53%
20	KASUR	3454881	2107547	452770	21.48%	40985	28628	69.85%
21	SHEIKHUPURA	3460004	2110859	522104	24.73%	15500	10722	69.17%
22	BAHAWALNAGAR	2975656	2237544	960482	42.93%	20800	13721	65.97%
23	SAHIWAL	2513011	1535711	388765	25.31%	15531	10095	65.00%
24	HAFIZABAD	1156954	705743	301587	42.73%	14803	8645	58.40%
25	MIANWALI	1542601	943117	407929	43.25%	18962	10606	55.93%
26	DERA GHAZI KHAN	2872631	1752042	326740	18.65%	49177	25843	52.55%
27	KHUSHAB	1280372	781592	261045	33.40%	19368	9554	49.33%
28	CHINIOT	1368659	835541	269357	32.24%	19049	9227	48.44%
29	RAJANPUR	1996039	1217534	158002	12.98%	18794	8767	46.65%
30	LAHORE	11119985	6787033	3138090	46.24%	60000	21524	35.87%
31	BHAKKAR	1647852	1006815	221054	21.96%	27244	8735	32.06%
32	RAWALPINDI	5402380	3297436	2051458	62.21%	50000	12976	25.95%
33	MUZAFFARGARH	4328549	2636425	508826	19.30%	70692	11941	16.89%
34	GUJRAT	2756289	1681227	635770	37.82%	30830	2182	7.08%
35	GUJRANWALA	5011066	3058659	1168750	38.21%	Internet is off in district due to TLP issue, for security		
36	NANKANA SAHIB	1354986	842951	291558	34.59%	Internet is off in district due to TLP issue, for security		
	SUM	109,989,655	66,907,573	23,135,508	34.58%	764,672	556,720	72.81%

