



PDMA

# Board of Revenue, Punjab PDMA Punjab Daily Covid-19 Vaccination Sit-Rep

28-10-2021 11:59 PM



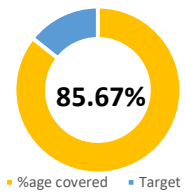
BOR

## Covid-19 Vaccination Summary

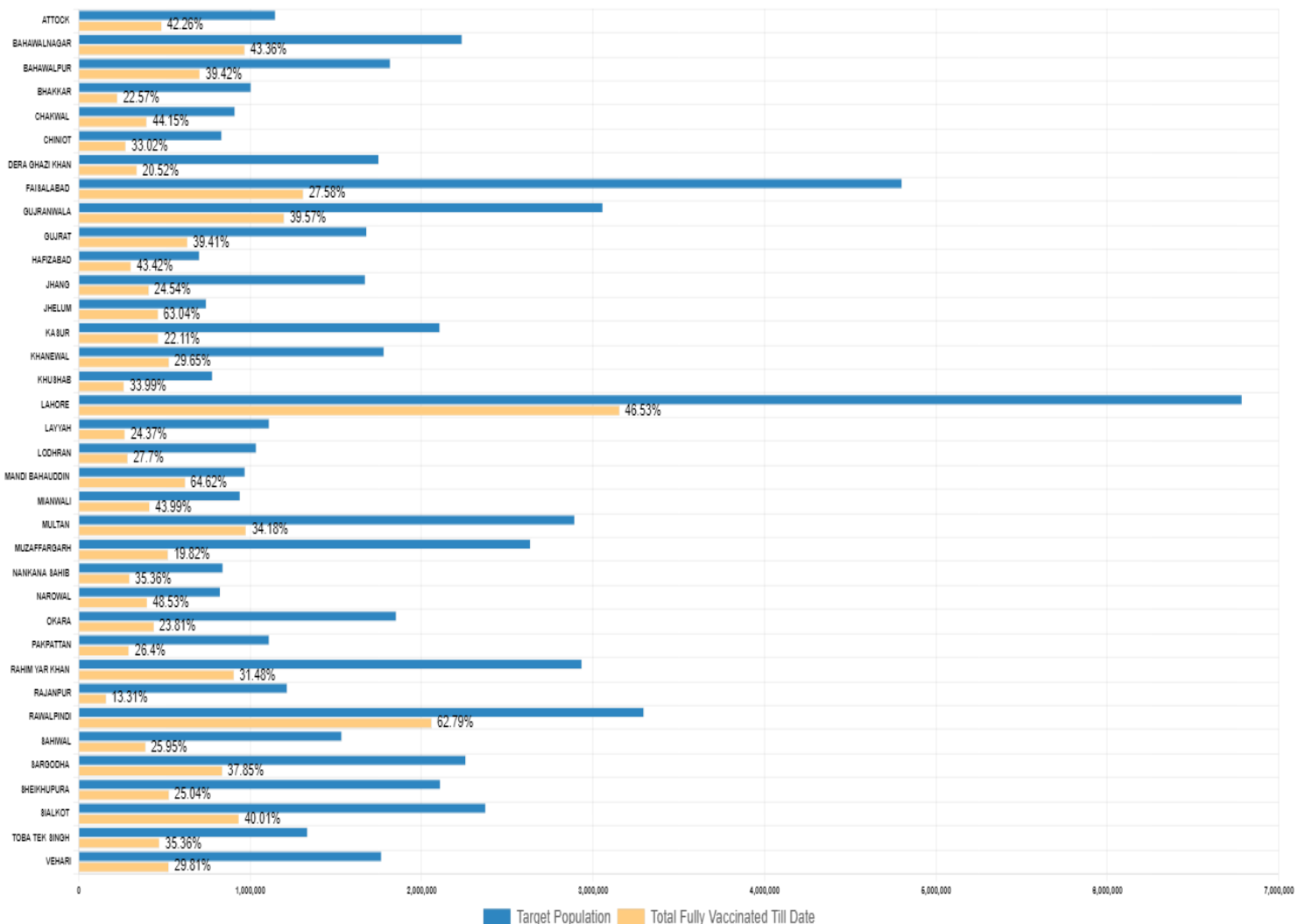
**57,322,871** persons have been vaccinated till date covering **85.67%** individuals across Punjab.  
**680,550** persons were vaccinated today against assigned target of **820,541** in all 36 districts of Punjab.

## Daily Vaccination Summary of Punjab

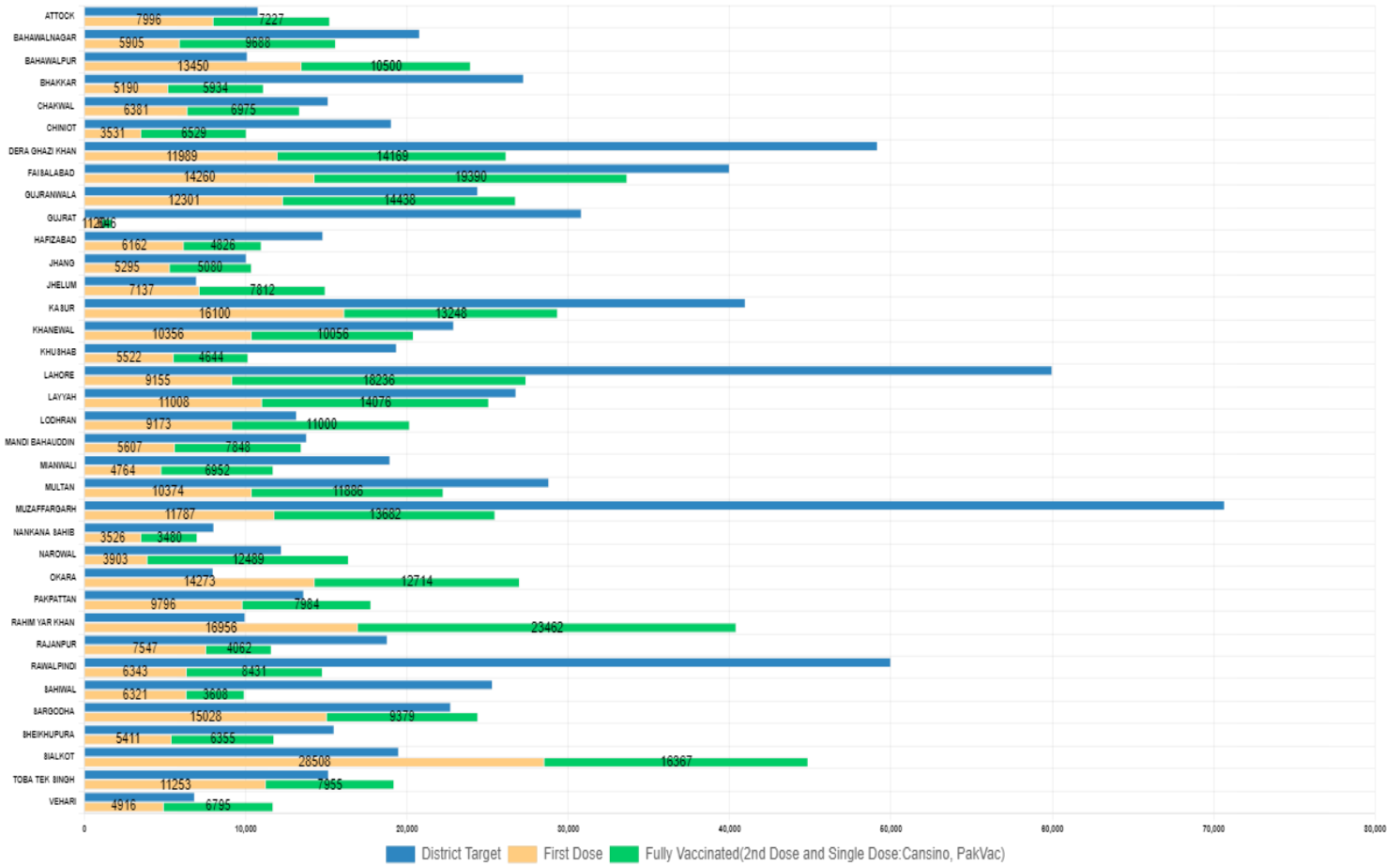
Total CVCs Operational	Total Vaccinated till date	Targeted Population	%age Covered
755	57,322,871	66,907,573	85.67%



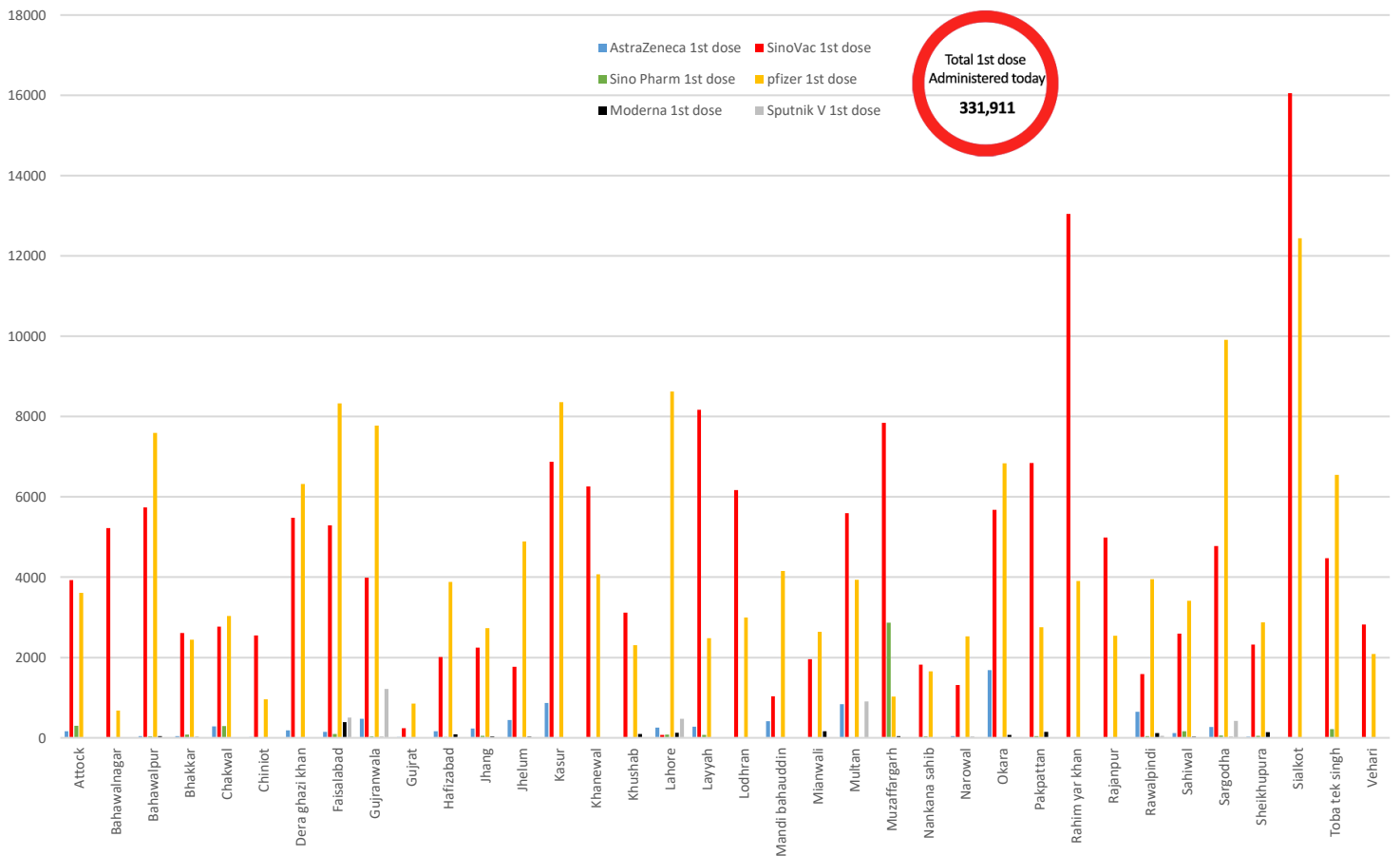
## Percentage of Population Fully Vaccinated (2<sup>nd</sup> dose & 1 time dose)



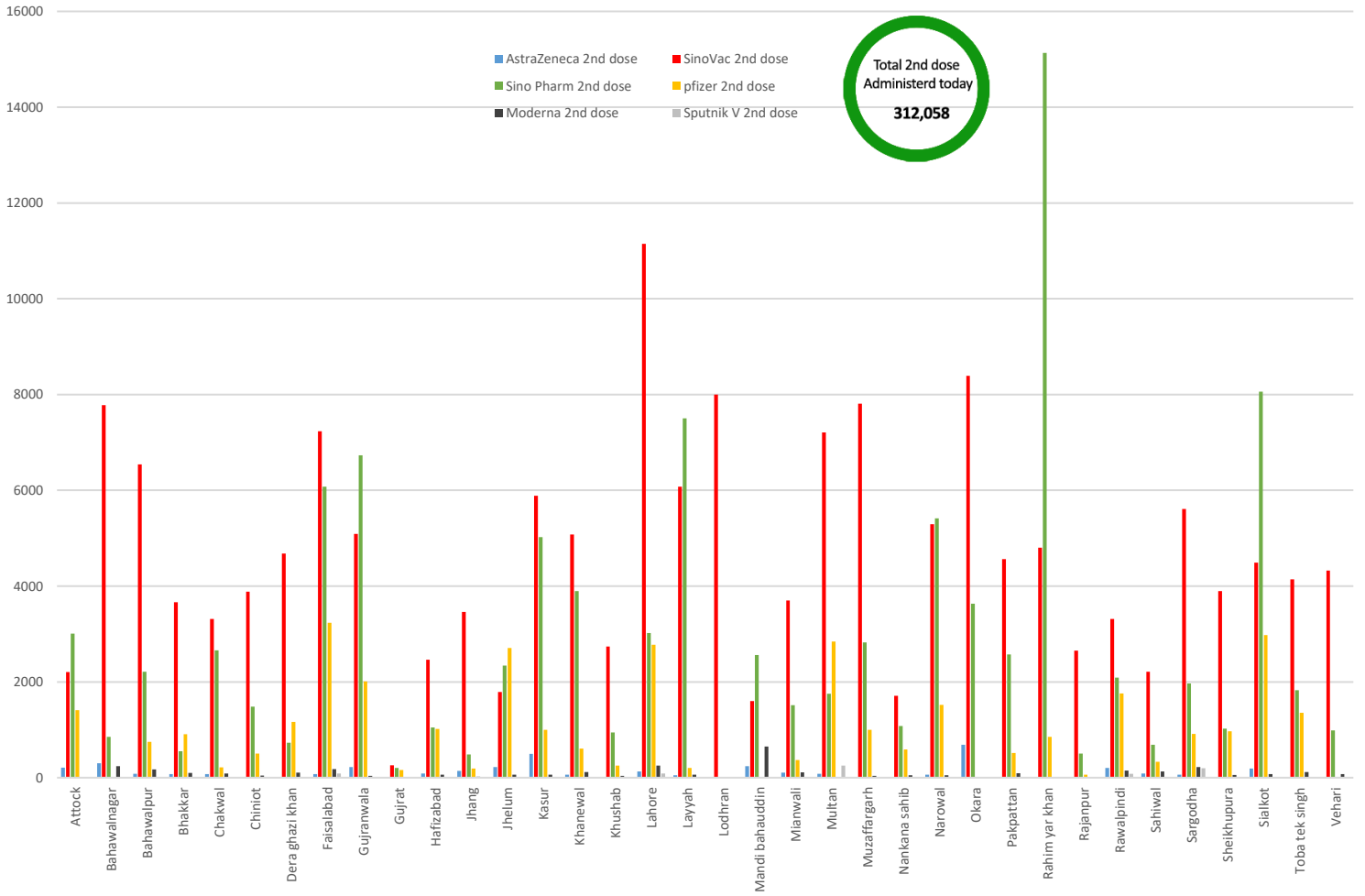
# Daily Vaccination Target Vs Achievement



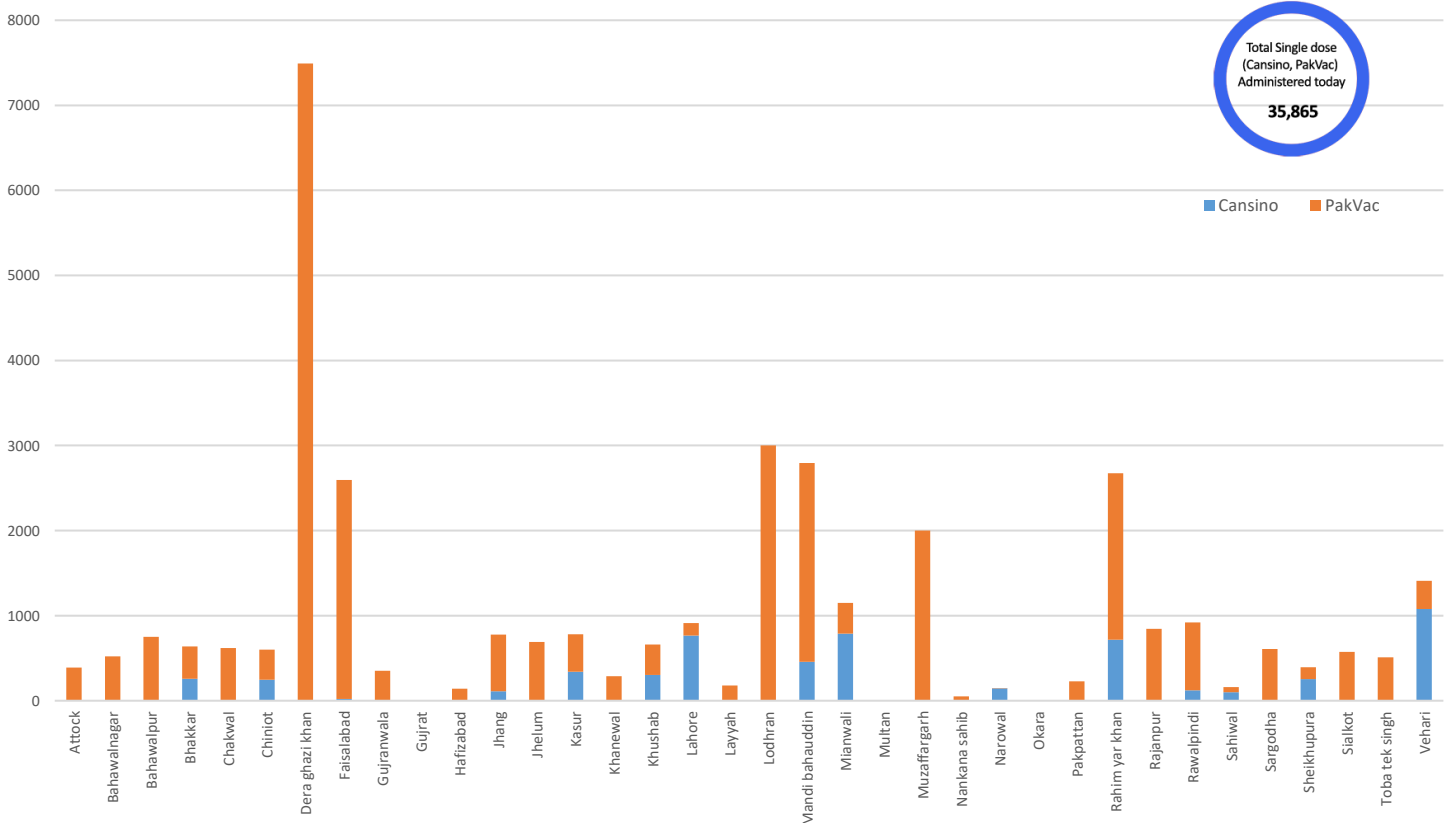
# 1<sup>st</sup> dose Administered Today



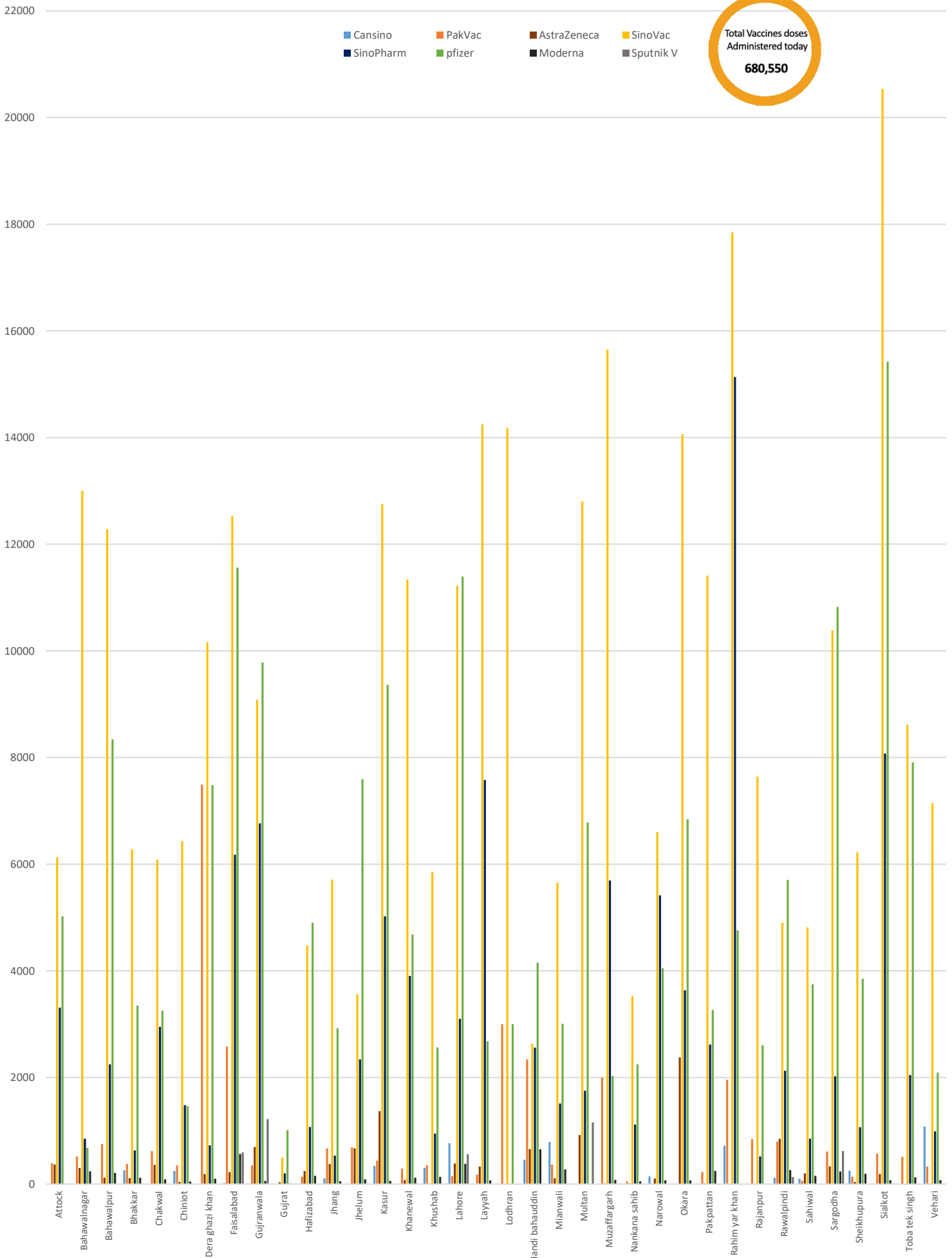
## 2<sup>nd</sup> dose Administered Today



## Single dose Administered Today (Cansino & PakVac)



# District Wise Vaccines Administered Today



## Vaccines Stock Available

District	Cansino	AstraZeneca	PakVac	SinoVac	SinoPharm	Pfizer	Moderna	Sputnik V	Others	Vaccines Consumed Today	Total
Attock	0	400	3160	147936	39245	33516	0	0	0	15,223	224257
Bahawalnagar	0	390	11080	45460	21015	34790	4180	0	0	15,593	116915
Bahawalpur	0	230	11510	80894	75351	34989	1620	0	0	23,950	204594
Bhakkar	2213	110	1380	41864	53068	21990	1270	0	0	11,124	121895
Chakwal	427	660	10630	100678	45795	37116	1095	0	0	13,356	196401
Chiniot	7126	50	4570	81974	42830	9740	3430	0	0	10,060	149720
DG Khan	0	12000	158781	97378	79299	61329	6880	0	0	26,158	415667
Faisalabad	2	12210	11170	151114	87373	222548	2405	35408	0	34,246	522230
Gujranwala	0	1650	16460	75006	53150	94230	1380	8902	0	27,958	250778
Gujrat	0	260	0	100667	32933	17685	1158	0	0	1,766	152703
Hafizabad	0	5977	11290	98266	53391	26089	2764	0	0	10,988	197777
Jhang	5632	2641	8304	111640	75503	72421	3584	0	0	10,375	279725
Jhelum	0	6140	3610	135212	56945	43374	3600	0	0	14,949	248881
Kasur	1951	990	2150	55978	23721	34572	2205	0	0	29,348	121567
Khanewal	0	970	7060	57574	46628	43230	3510	0	0	20,412	158972
Khushab	7119	4810	1337	74528	47978	15000	6632	0	0	10,166	157404
Lahore	43059	672	13130	161667	71995	35271	0	0	0	27,951	371916
Layyah	0	2940	7560	58433	52510	34998	1365	0	0	25,084	157806
Lodhran	7200	0	10000	61766	77639	23818	0	0	0	20,173	180423
M.B Din	3915	200	8424	109252	39841	11487	4056	0	0	13,455	177175
Mianwali	4360	7090	24850	98280	52625	26304	3150	0	0	11,716	216659
Multan	0	10520	9419	76288	69463	246647	3686	8837	0	23,417	424860
Muzaffargarh	0	466	14539	176004	105091	20029	1965	0	0	25,469	318094
Nankana Sahib	0	40	16760	74190	42049	28044	3360	0	0	7,006	164443
Narowal	2308	1997	3445	35372	32359	22339	1175	0	0	16,392	98995
Okara	0	9600	40	89103	31412	17410	73	0	0	26,987	147638
Pakpattan	0	4800	12330	71200	52330	27364	4755	0	0	17,780	172779
RY Khan	616	0	7970	99030	71898	60816	0	0	0	40,418	240330
Rajanpur	0	4800	108900	82176	46040	25206	2880	0	0	11,609	270002
Rawalpindi	1212	7130	12250	107140	59053	106467	32221	36095	0	14,906	361568
Sahiwal	2544	756	563	50202	28164	12095	18162	0	0	9,929	112486
Sargodha	152	3588	13321	89696	55953	18729	2823	17748	0	25,026	202010
Sheikhupura	6962	359	3336	95651	58112	33376	13129	0	0	11,766	210925
Sialkot	831	2210	5130	89138	39760	15216	2730	0	0	44,875	155015
Toba Tek Singh	0	0	6650	36940	49030	26532	765	0	0	19,208	119917
Vehari	8766	0	11719	41295	63359	37523	4865	0	0	11,711	167527
<b>Total</b>	<b>0</b>	<b>400</b>	<b>3160</b>	<b>147936</b>	<b>39245</b>	<b>33516</b>	<b>0</b>	<b>0</b>	<b>0</b>	<b>680,550</b>	<b>224257</b>

**Completely Vaccinated Population (Both Single & Double dose)  
28-October-2021**

S.No	District	Total Population	Target Population	Vaccinated Till Now	% of Population Vaccinated Till Now	Target Today	Vaccinated Today	Target achieved
1	RAHIM YAR KHAN	4807762	2936543	907448	30.90%	9980	40418	404.99%
2	OKARA	3040826	1853874	441340	23.81%	8000	26987	337.34%
3	BAHAWALPUR	3669176	1818970	707898	38.92%	10120	23950	236.66%
4	SIALKOT	3894938	2375139	936350	39.42%	19500	44875	230.13%
5	JHELUM	1222403	745816	465369	62.40%	6970	14949	214.48%
6	VEHARI	2902081	1767442	526904	29.81%	6852	11711	170.91%
7	LODHRAN	1699693	1037378	287322	27.70%	13173	20173	153.14%
8	ATTOCK	1886378	1148969	485600	42.26%	10784	15223	141.16%
9	NAROWAL	1707575	827388	401541	48.53%	12232	16392	134.01%
10	PAKPATTAN	1824228	1112449	293659	26.40%	13616	17780	130.58%
11	TOBA TEK SINGH	2191495	1335909	472373	35.36%	15154	19208	126.75%
12	GUJRANWALA	5011066	3058659	1199464	39.22%	24400	27958	114.58%
13	SARGODHA	3696212	2259188	839627	37.16%	22722	25026	110.14%
14	JHANG	2742633	1673483	410712	24.54%	10060	10375	103.13%
15	MANDI BAHAUDDIN	1594039	971908	623259	64.13%	13795	13455	97.54%
16	KHANEWAL	2920233	1782411	528566	29.65%	22911	20412	89.09%
17	CHAKWAL	1495463	912549	398106	43.63%	15131	13356	88.27%
18	NANKANA SAHIB	1354986	842951	298070	35.36%	8047	7006	87.06%
19	FAISALABAD	7882444	4803085	1311325	27.30%	40000	34246	85.62%
20	MULTAN	4746166	2894516	977375	33.77%	28808	23417	81.29%
21	SHEIKHUPURA	3460004	2110859	528459	25.04%	15500	11766	75.91%
22	BAHAWALNAGAR	2975656	2237544	970170	43.36%	20800	15593	74.97%
23	HAFIZABAD	1156954	705743	306413	43.42%	14803	10988	74.23%
24	KASUR	3454881	2107547	466018	22.11%	40985	29348	71.61%
25	LAYYAH	1823995	1112780	271169	24.37%	26772	25084	93.69%
26	MIANWALI	1542601	943117	414881	43.99%	18962	11716	61.79%
27	RAJANPUR	1996039	1217534	162064	13.31%	18794	11609	61.77%
28	DERA GHAZI KHAN	2872631	1752042	340909	19.46%	49177	26158	53.19%
29	CHINIOT	1368659	835541	275886	33.02%	19049	10060	52.81%
30	KHUSHAB	1280372	781592	265689	33.99%	19368	10166	52.49%
31	LAHORE	11119985	6787033	3156413	46.51%	60000	27951	46.59%
32	BHAKKAR	1647852	1006815	227207	22.57%	27244	11124	40.83%
33	SAHIWAL	2513011	1535711	392373	25.55%	25310	9929	39.23%
34	MUZAFFARGARH	4328549	2636425	522508	19.82%	70692	25469	36.03%
35	RAWALPINDI	5402380	3297436	2059971	62.47%	50000	14906	29.81%
36	GUJRAT	2756289	1681227	636416	37.85%	30830	1766	5.73%
<b>SUM</b>		<b>109,989,655</b>	<b>66,907,573</b>	<b>23,508,854</b>	<b>35.14%</b>	<b>820,541</b>	<b>680,550</b>	<b>82.94%</b>

