



PDMA

Board of Revenue, Punjab PDMA Punjab Daily Covid-19 Vaccination Sit-Rep

30-10-2021 11:59 PM



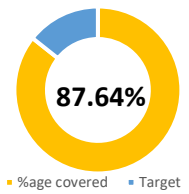
BOR

Covid-19 Vaccination Summary

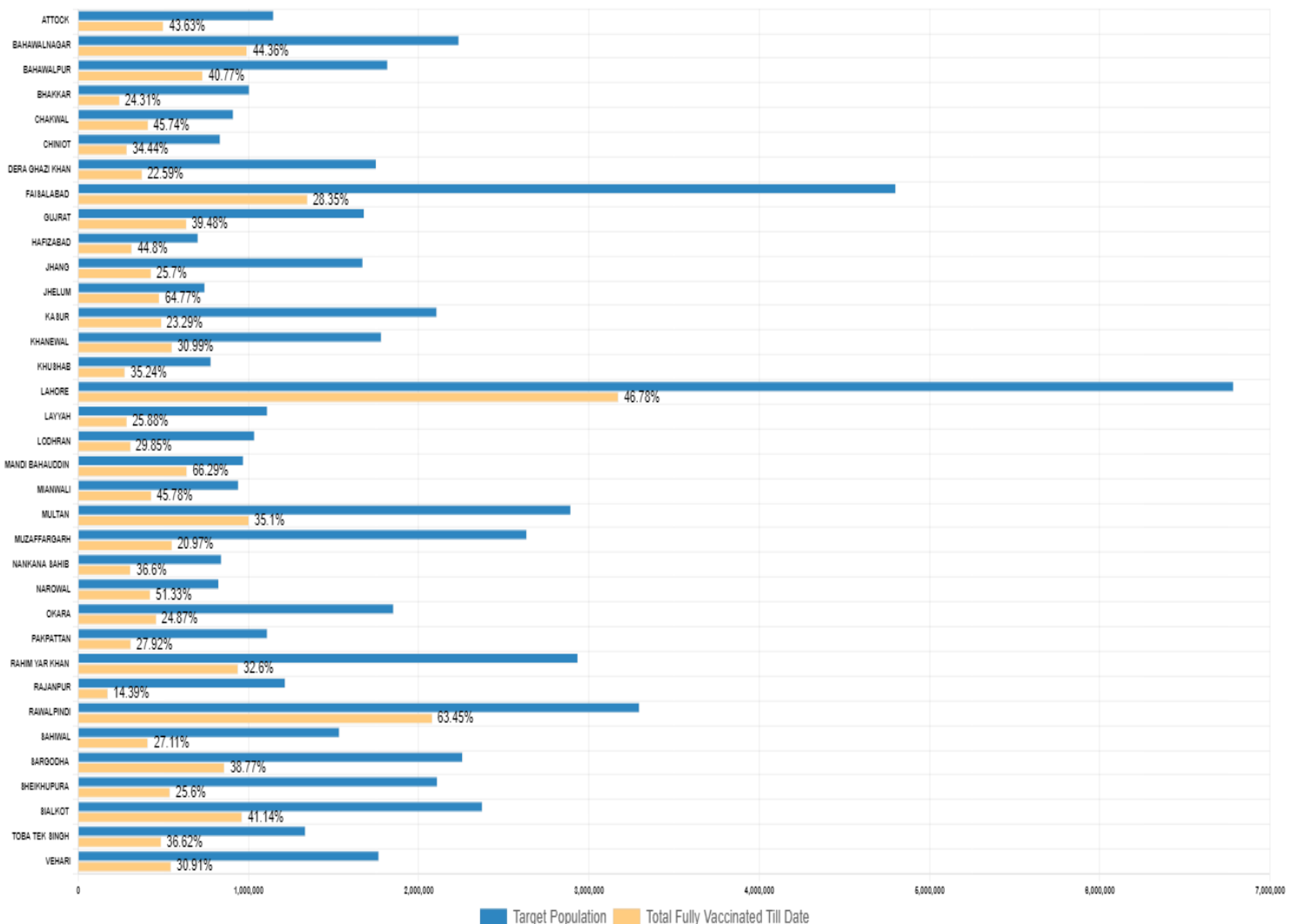
58,638,727 persons have been vaccinated till date covering **87.64%** individuals across Punjab.
672,921 persons were vaccinated today against assigned target of **749,970** in 35 districts of Punjab.

Daily Vaccination Summary of Punjab

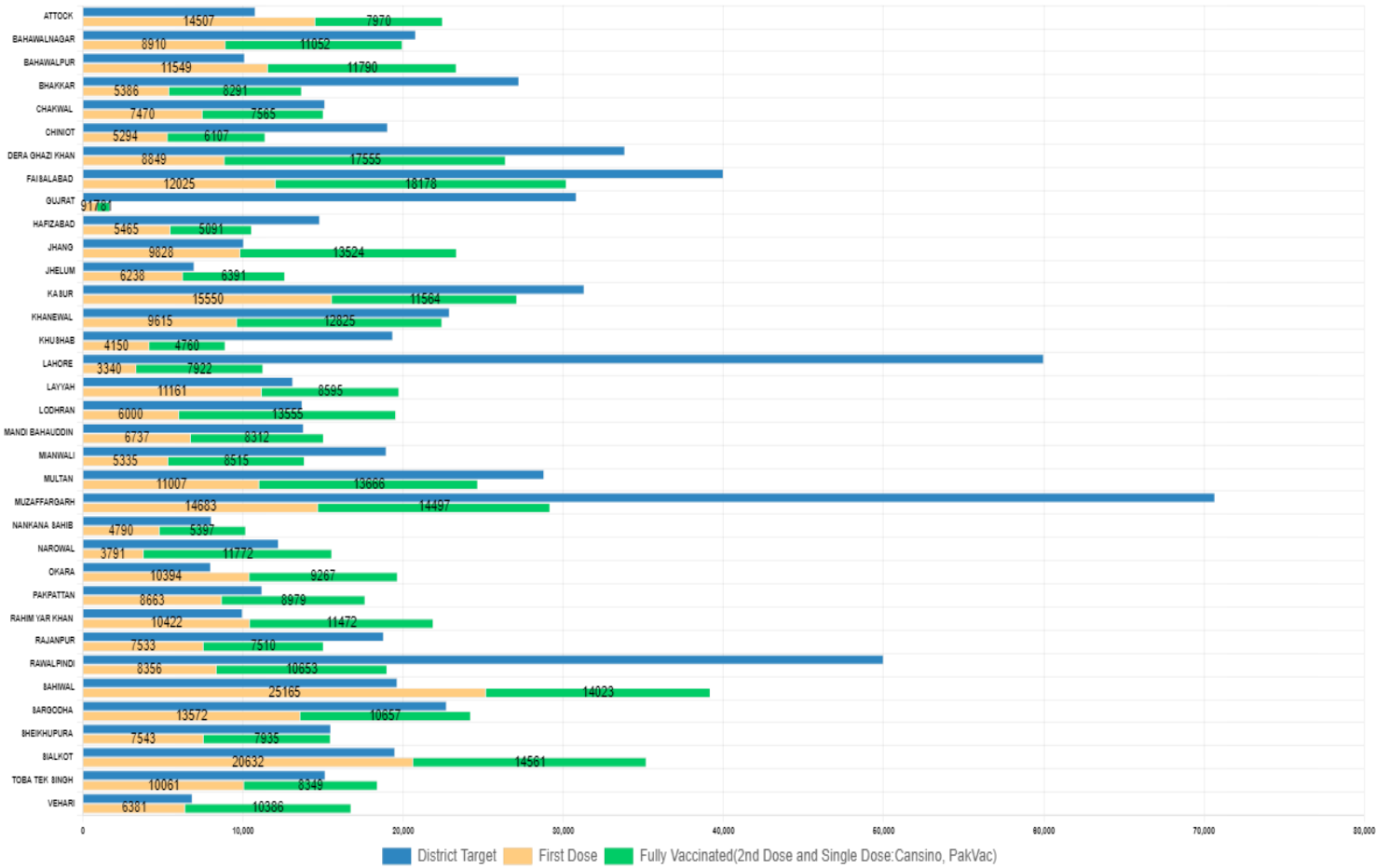
Total CVCs Operational	Total Vaccinated till date	Targeted Population	%age Covered
795	58,638,727	66,907,573	87.64%



Percentage of Population Fully Vaccinated (2nd dose & 1 time dose)



Daily Vaccination Target Vs Achievement



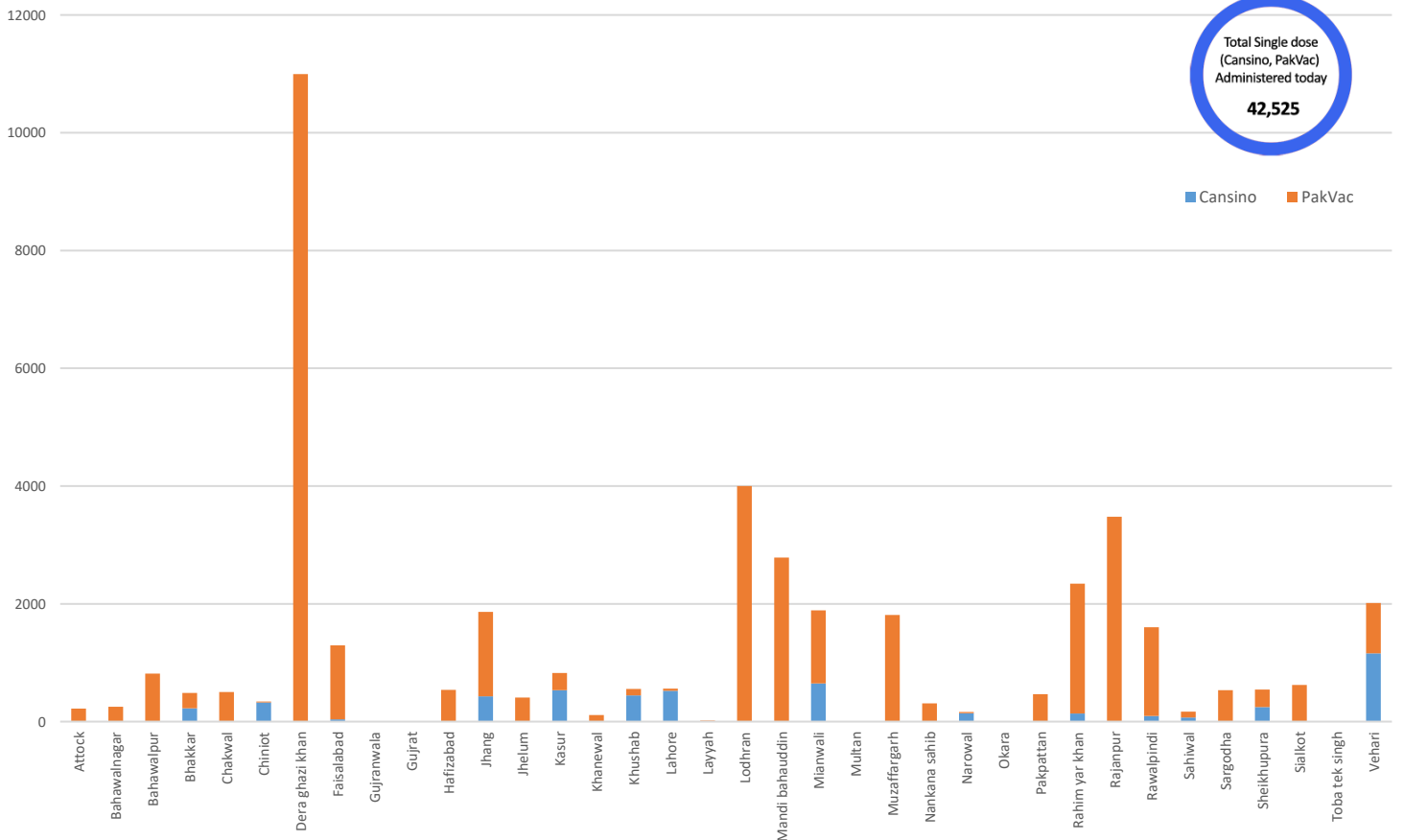
1st dose Administered Today



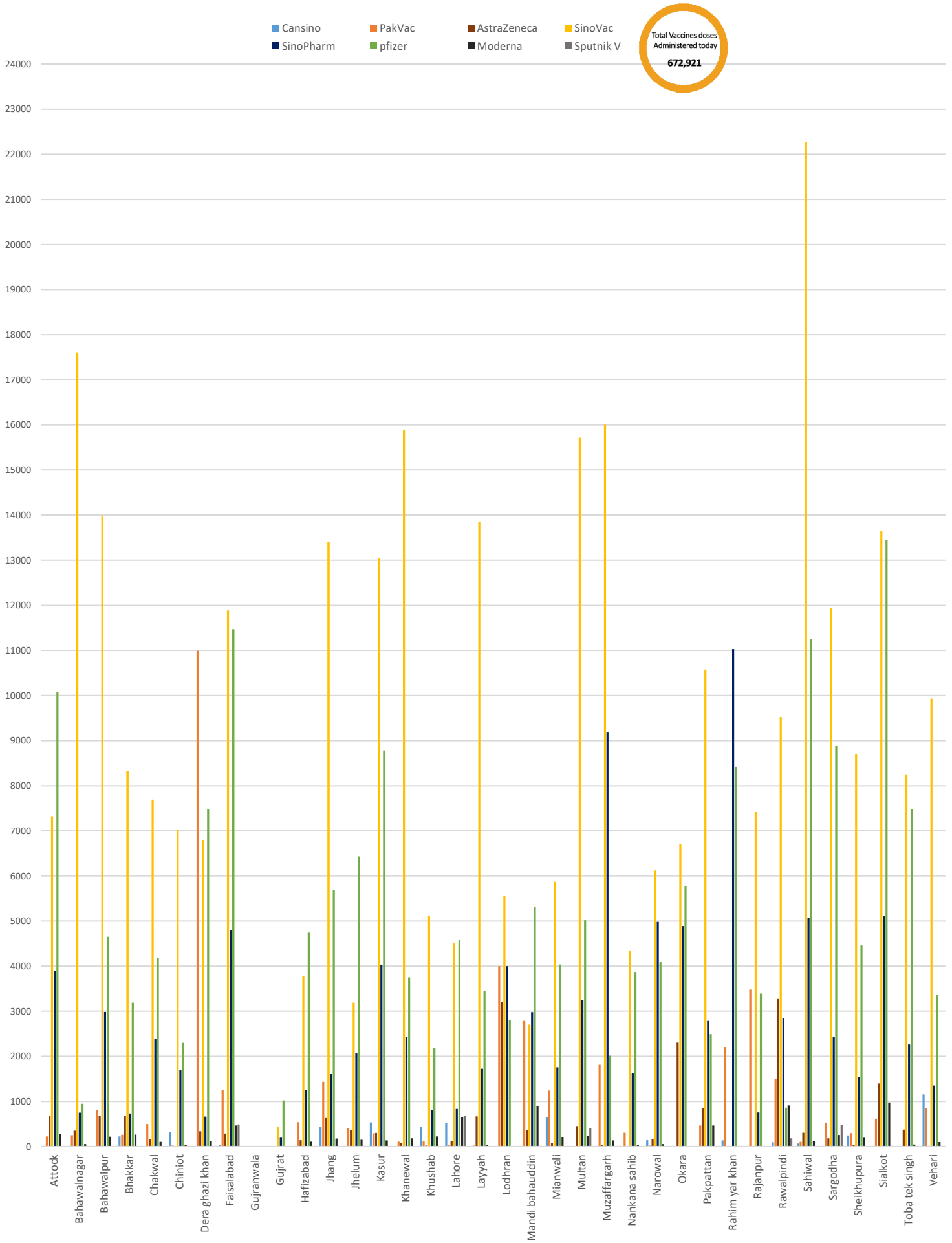
2nd dose Administered Today



Single dose Administered Today (Cansino & PakVac)



District Wise Vaccines Administered Today



Vaccines Stock Available

District	Cansino	AstraZeneca	PakVac	SinoVac	SinoPharm	Pfizer	Moderna	Sputnik V	Others	Vaccines Consumed Today	Total
Attock	0	3500	2810	140304	35347	27155	2900	0	0	22,477	212016
Bahawalnagar	0	750	7740	78760	36255	32960	3720	0	0	19,962	160185
Bahawalpur	0	6650	9220	92050	69266	20942	1230	0	0	23,339	199358
Bhakkar	1292	10409	985	76431	64375	13312	5145	0	0	13,677	171949
Chakwal	328	880	9500	88846	42725	30522	900	0	0	15,035	173701
Chiniot	6547	0	3960	69450	39640	6408	3270	0	0	11,401	129275
DG Khan	0	11590	139574	78952	77760	46525	6646	0	0	26,404	361047
Faisalabad	0	9840	4070	141161	78463	174472	1262	34635	0	30,691	443903
Gujranwala	0	10550	16100	125922	46380	84384	1320	27682	0	-	312338
Gujrat	8346	8703	0	74923	38772	20709	5570	0	0	1,698	157023
Hafizabad	0	4979	9095	91655	50750	17017	2389	0	0	10,556	175885
Jhang	5510	2367	7787	107409	75033	70030	3533	0	0	23,352	271669
Jhelum	0	5270	2470	128390	52551	29412	3360	0	0	12,629	221453
Kasur	1065	4000	1510	67520	35791	41928	2040	0	0	27,114	153854
Khanewal	0	7870	6530	69288	60552	32928	3285	0	0	22,440	180453
Khushab	6324	4800	763	62294	46281	10643	6157	0	0	8,910	137262
Lahore	41338	9676	10640	140184	69301	20587	27952	54773	0	11,942	374451
Layyah	0	6761	7230	75861	59915	25482	1110	0	0	19,756	176359
Lodhran	7200	3200	7000	61804	77639	35368	2400	0	0	19,555	194611
M.B Din	2482	6729	3270	122296	39745	41269	3045	0	0	15,049	218836
Mianwali	2932	6910	22530	86092	47575	19236	2130	0	0	13,850	188020
Multan	0	9205	9419	49015	65777	233673	3440	27391	0	25,077	397920
Muzaffargarh	0	420	9803	144500	90127	16740	1766	0	0	29,180	263356
Nankana Sahib	0	4810	16580	89876	49216	22758	3265	0	0	10,187	186505
Narowal	2321	3209	3270	38807	29883	20945	1612	0	0	15,563	100047
Okara	0	4372	40	63715	24628	16938	0	0	0	19,661	109693
Pakpattan	0	4560	11750	49014	46951	21446	4095	0	0	17,642	137816
RY Khan	501	9600	5800	106774	66545	53505	1800	0	0	21,794	244525
Rajanpur	0	6000	3481	56994	43285	15804	2880	0	0	15,043	128444
Rawalpindi	519	8450	7190	117514	62862	89877	5220	32221	0	19,189	323853
Sahiwal	1852	180	376	45152	21765	8985	13148	0	0	39,188	91458
Sargodha	152	1120	13302	83795	56338	17166	2672	16892	0	24,712	191437
Sheikhupura	6503	319	3086	85487	56484	27418	12761	0	0	15,478	192058
Sialkot	825	4650	3780	74508	29705	12468	3120	0	0	35,193	129056
Toba Tek Singh	0	6980	5640	66976	44720	24900	525	0	0	18,410	149741
Vehari	6182	0	10912	25732	67067	32278	4684	0	0	16,767	146855
Total	102219	189309	377213	3077451	1899469	1416190	150352	193594	0	672,921	7406412

**Completely Vaccinated Population (Both Single & Double dose)
30-October-2021**

S.No	District	Total Population	Target Population	Vaccinated Till Now	% of Population Vaccinated Till Now	Target Today	Vaccinated Today	Target achieved
1	RAHIM YAR KHAN	4807762	2936543	940337	32.02%	9980	21794	218.38%
2	OKARA	3040826	1853874	460983	24.87%	8000	19661	245.76%
3	VEHARI	2902081	1767442	546306	30.91%	6852	16767	244.70%
4	JHANG	2742633	1673483	430163	25.70%	10060	23352	232.13%
5	BAHAWALPUR	3669176	1818970	732407	40.26%	10120	23339	230.62%
6	ATTOCK	1886378	1148969	501350	43.63%	10784	22477	208.43%
7	SAHIWAL	2513011	1535711	410237	26.71%	19642	39188	199.51%
8	JHELUM	1222403	745816	478243	64.12%	6970	12629	181.19%
9	SIALKOT	3894938	2375139	963348	40.56%	19500	35193	180.48%
10	PAKPATTAN	1824228	1112449	310603	27.92%	11203	17642	157.48%
11	LAYYAH	1823995	1112780	287940	25.88%	13126	19756	150.51%
12	LODHRAN	1699693	1037378	309666	29.85%	13713	19555	142.60%
13	NAROWAL	1707575	827388	424721	51.33%	12232	15563	127.23%
14	NANKANA SAHIB	1354986	842951	308509	36.60%	8047	10187	126.59%
15	TOBA TEK SINGH	2191495	1335909	489231	36.62%	15154	18410	121.49%
16	MANDI BAHAUDDIN	1594039	971908	639478	65.80%	13795	15049	109.09%
17	SARGODHA	3696212	2259188	860303	38.08%	22722	24712	108.76%
18	SHEIKHUPURA	3460004	2110859	540331	25.60%	15500	15478	99.86%
19	CHAKWAL	1495463	912549	412588	45.21%	15131	15035	99.37%
20	KHANEWAL	2920233	1782411	552425	30.99%	22911	22440	97.94%
21	BAHAWALNAGAR	2975656	2237544	992535	44.36%	20800	19962	95.97%
22	MULTAN	4746166	2894516	1003893	34.68%	28808	25077	87.05%
23	KASUR	3454881	2107547	490899	23.29%	31321	27114	86.57%
24	RAJANPUR	1996039	1217534	175220	14.39%	18794	15043	80.04%
25	DERA GHAZI KHAN	2872631	1752042	377090	21.52%	33857	26404	77.99%
26	FAISALABAD	7882444	4803085	1348443	28.07%	40000	30691	76.73%
27	MIANWALI	1542601	943117	431716	45.78%	18962	13850	73.04%
28	HAFIZABAD	1156954	705743	316149	44.80%	14803	10556	71.31%
29	CHINIOT	1368659	835541	287764	34.44%	19049	11401	59.85%
30	BHAKKAR	1647852	1006815	244790	24.31%	27244	13677	50.20%
31	KHUSHAB	1280372	781592	275454	35.24%	19368	8910	46.00%
32	MUZAFFARGARH	4328549	2636425	552803	20.97%	70692	29180	41.28%
33	RAWALPINDI	5402380	3297436	2081641	63.13%	50000	19189	38.38%
34	LAHORE	11119985	6787033	3173490	46.76%	60000	11942	19.90%
35	GUJRAT	2756289	1681227	637680	37.93%	30830	1698	5.51%
36	GUJRANWALA	5011066	3058659	1212484	39.64%	Internet is completely off in district due to TLP Protest		
	SUM	109,989,655	66,907,573	24,201,220	36.17%	749,970	672,921	89.73%

